



!! MODIFICATO
REVISED

Doc. n. 568/1
Log.



Alfa Revival Cup Mugello Racing Weekend Gara (1 Hour)

CLASSIFICA DEFINITIVA
FINAL RESULT

Provisional Classification

No Drivers	Team	Car	Cl.	Laps	Total Time	Gap	Kph	Best Lap			
								Lap	Time	Kph	
1	326 A. MORTEO / L. MORAMARCO	Irpinia Northwest Jolly	Alfetta GT Turbodelta	I GTS 280i	26	1:01:59.517	-	132.0	14	2:11.714	143.4
2	87 D. BERTINELLI	Alfa Delta OKP	1750 GTAm	G2 TC 20C	26	1:02:09.685	+10.168	131.6	2	2:12.978	142.0
3	116 F. MONGUZZI	Scuderia Biondetti	1750 GTAm	G2 TC 20C	26	1:02:32.036	+32.519	130.8	4	2:14.414	140.5
4	306 M. GUERRA / M. GUERRA	Carrera Team	Giulia Sprint GTA	I GR 5 160	26	1:02:58.628	+59.111	129.9	8	2:13.391	141.6
5	69 B. LABER / L. STOJETZ	Formula GT	1750 GTAm	G2 TC 20C	26	1:03:07.663	+1:08.146	129.6	16	2:17.773	137.1
6	1 P. BACHOFEN / D. INHELDER	Alfa Delta OKP	1750 GTAm	G2 TC 20C	26	1:03:09.256	+1:09.739	129.6	18	2:18.016	136.8
7	12 G. SORDI / M. SORDI	Alfa Delta OKP	1750 GTAm	G2 TC 20C	26	1:03:12.397	+1:12.880	129.5	17	2:15.993	138.8
8	23 M. SALOMONE / G. BARRI	Alfa Delta OKP	1750 GTAm	G2 TC 20C	26	1:03:14.933	+1:15.416	129.4	25	2:13.001	142.0
9	93 H. LUGINBUEHL	Formula GT	1750 GTAm	G2 TC 20C	26	1:03:26.450	+1:26.933	129.0	4	2:17.948	136.9
10	11 F. SICCARDI	Alfa Delta OKP	1750 GTAm	G2 TC 20C	26	1:03:31.673	+1:32.156	128.8	21	2:17.896	136.9
11	356 C. BARBOLINI CIONINI	Circolo della Biella	1750 GTAm	G2 TC 20C	26	1:03:33.497	+1:33.980	128.7	7	2:18.550	136.3
12	138 F. MONSEN	Alfa Delta OKP	Giulia Sprint GTA	G2 GTS 1i	26	1:03:47.265	+1:47.748	128.3	7	2:18.627	136.2
13	27 A. FRANCESCHETTI	Formula GT	1750 GTAm	G2 TC 20C	26	1:04:20.967	+2:21.450	127.2	4	2:19.130	135.7
14	88 F. PANTALEO / M. GUERRA	Carrera Team	1750 GTAm	G2 TC 20C	26	1:04:29.178	+2:29.661	126.9	15	2:17.068	137.8
15	80 U. BRUSTIO / M. BRUSTIO	Alfa Delta OKP	1750 GTAm	G2 TC 20C	25	1:02:34.016	1 Lap	125.7	17	2:19.680	135.2
16	30 F. BURATTI / M. BETTATI	Carrera Team	Giulia Sprint GTA	I GR 5 160	25	1:04:08.234	1 Lap	122.7	20	2:25.912	129.4
17	188 F. ZAMUNER / A. MERZARIO	Alfa Delta OKP	Giulia Sprint GTA	G2 GTS 1i	25	1:04:22.109	1 Lap	122.2	6	2:22.884	132.1
18	163 A. SAINI / P. PRALLER	Formula GT	Giulia Sprint GTA	G1 GR 5 1	24	1:02:34.231	2 Laps	120.7	20	2:19.998	134.9
19	16 G. BENEDINI / B. FERRARI	Carrera Team	Giulia Sprint GTA	F TC 1600	24	1:03:07.871	2 Laps	119.6	6	2:26.711	128.7
20	151 A. KARDOL	Alfa Race Team	GT Veloce 2000	H2 TC 20C	24	1:03:26.739	2 Laps	119.0	2	2:31.225	124.9
21	28 S. CARBONE	Gatti Team	GT Veloce 2000	H1 T 2000	23	1:03:46.304	3 Laps	113.5	16	2:36.203	120.9
22	112 A. PALMA / G. MAGGIO	Carrera Team	GT Veloce 2000	H1 T 2000	23	1:04:14.968	3 Laps	112.7	13	2:36.569	120.6
23	10 E. MORTEO / A. MORTEO	Irpinia Northwest Jolly	Giulietta TI	E TC 1300	21	1:03:36.228	5 Laps	103.9	6	2:50.169	111.0
24	42 G. BARDELLI / N. CIPPONE	Eclat Racing ASD	Alfetta GT America	I TC 2000	21	1:03:44.576	5 Laps	103.7	21	2:45.120	114.4
25	125 G. SERIO / F. MISCHIS	Carrera Team	Giulia Sprint GTA	F TC 1600	20	53:20.772	6 Laps	118.0	4	2:26.951	128.5
26	7 R. LONARDI	Scuderia Nuvolari	Giulietta Spider Veloce	E GTS 13C	19	1:03:44.830	7 Laps	93.8	2	2:51.054	110.4

Not classified

105 A. PERFETTI	Alfa Delta OKP	1750 GTAm	G2 TC 20C	8	18:29.278				3	2:15.233	139.6
77 WALTER BEN / R. RESTELLI	Alfa Delta OKP	Giulia Sprint GTA	I GR 5 160	2	5:20.653				2	2:35.702	121.3

Pole Position:	Mario SALOMONE	2:11.306	143.8 Kph
Fastest Lap:	Lap 14 Alessandro MORTEO	2:11.714	143.4 Kph



Maria Grazia ARBERI

Mario Salomone

DRIVER #163 +2,430 sec TIME PENALTY DUE TO NOT RESPECTING PIT WINDOW TIME
DRIVER #28 +10 SEC TIME PENALTY DUE TO STEWARDS DECISION NO. 12
DRIVER #112 + 5 SEC TIME PENALTY DUE TO STEWARDS DECISION NO.13

Track Status: **DRY**

Published at:

Direttore di Gara:

CANU Antonio
Lic. 52925

Il DS Cronometraggio

INNOCENTI Chiara
Lic. 523246

Esposta alla .h .mm
Posted at 16 28

Doc. n. 5.68/2
Log.

Alfa Revival Cup Mugello Racing Weekend Gara (1 Hour)

**CLASSIFICA DEFINITIVA
FINAL RESULT**

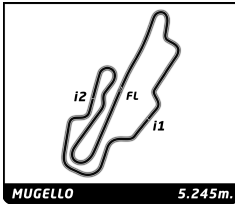
Provisional Classification by Class

No Drivers		Team	Car	Laps	Total Time	Gap	Kph	Best Lap		
								Lap	Time	Kph
E GTS 1300										
1	7 R. LONARDI	Scuderia Nuvolari	Giulietta Spider Veloce	19	1:03:44.830		93.8	2	2:51.054	110.4
E TC 1300										
1	10 E. MORTEO / A. MORTEO	Irpinia Northwest Jolly	Giulietta TI	21	1:03:36.228		103.9	6	2:50.169	111.0
F TC 1600										
1	16 G. BENEDINI / B. FERRARI	Carrera Team	Giulia Sprint GTA	24	1:03:07.871		119.6	6	2:26.711	128.7
2	125 G. SERIO / F. MISCHIS	Carrera Team	Giulia Sprint GTA	20	53:20.772	4 Laps	118.0	4	2:26.951	128.5
G1 GR 5 1600										
1	163 A. SAINI / P. PRALLER	Formula GT	Giulia Sprint GTA	24	1:02:34.231		120.7	20	2:19.998	134.9
G2 TC 2000										
1	87 D. BERTINELLI	Alfa Delta OKP	1750 GTAm	26	1:02:09.685		131.6	2	2:12.978	142.0
2	116 F. MONGUZZI	Scuderia Biondetti	1750 GTAm	26	1:02:32.036	+22.351	130.8	4	2:14.414	140.5
3	69 B. LABER / L. STOJETZ	Formula GT	1750 GTAm	26	1:03:07.663	+57.978	129.6	16	2:17.773	137.1
4	1 P. BACHOFEN / D. INHELDER	Alfa Delta OKP	1750 GTAm	26	1:03:09.256	+59.571	129.6	18	2:18.016	136.8
5	12 G. SORDI / M. SORDI	Alfa Delta OKP	1750 GTAm	26	1:03:12.397	+1'02.712	129.5	17	2:15.993	138.8
6	23 M. SALOMONE / G. BARRI	Alfa Delta OKP	1750 GTAm	26	1:03:14.933	+1'05.248	129.4	25	2:13.001	142.0
7	93 H. LUGINBUEHL	Formula GT	1750 GTAm	26	1:03:26.450	+1'16.765	129.0	4	2:17.948	136.9
8	11 F. SICCARDI	Alfa Delta OKP	1750 GTAm	26	1:03:31.673	+1'21.988	128.8	21	2:17.896	136.9
9	356 C. BARBOLINI CIONINI	Circolo della Biella	1750 GTAm	26	1:03:33.497	+1'23.812	128.7	7	2:18.550	136.3
10	27 A. FRANCESCHETTI	Formula GT	1750 GTAm	26	1:04:20.967	+2'11.282	127.2	4	2:19.130	135.7
11	88 F. PANTALEO / M. GUERRA	Carrera Team	1750 GTAm	26	1:04:29.178	+2'19.493	126.9	15	2:17.068	137.8
12	80 U. BRUSTIO / M. BRUSTIO	Alfa Delta OKP	1750 GTAm	25	1:02:34.016		125.7	17	2:19.680	135.2
Not classified										
	105 A. PERFETTI	Alfa Delta OKP	1750 GTAm	8	18:29.278			3	2:15.233	139.6
G2 GTS 1600										
1	138 F. MONSEN	Alfa Delta OKP	Giulia Sprint GTA	26	1:03:47.265		128.3	7	2:18.627	136.2
2	188 F. ZAMUNER / A. MERZARIO	Alfa Delta OKP	Giulia Sprint GTA	25	1:04:22.109	1 Lap	122.2	6	2:22.884	132.1
H1 T 2000										
1	28 S. CARBONE	Gatti Team	GT Veloce 2000	23	1:03:46.304		113.5	16	2:36.203	120.9
2	112 A. PALMA / G. MAGGIO	Carrera Team	GT Veloce 2000	23	1:04:14.968	+28.664	112.7	13	2:36.569	120.6
H2 TC 2000										
1	151 A. KARDOL	Alfa Race Team	GT Veloce 2000	24	1:03:26.739		119.0	2	2:31.225	124.9
I TC 2000										
1	42 G. BARDELLI / N. CIPPONE	Eclat Racing ASD	Alfetta GT America	21	1:03:44.576		103.7	21	2:45.120	114.4
I GR 5 1600										
1	306 M. GUERRA / M. GUERRA	Carrera Team	Giulia Sprint GTA	26	1:02:58.628		129.9	8	2:13.391	141.6
2	30 F. BURATTI / M. BETTATI	Carrera Team	Giulia Sprint GTA	25	1:04:08.234	1 Lap	122.7	20	2:25.912	129.4
Not classified										
	77. WALTER BEN / R. RESTELLI	Alfa Delta OKP	Giulia Sprint GTA	2	5:20.653			2	2:35.702	121.3
I GTS 2800										
1	326 A. MORTEO / L. MORAMARCO	Irpinia Northwest Jolly	Alfetta GT Turbodella	26	1:01:59.517		132.0	14	2:11.714	143.4

CSBa
26127DRIVER #163 +2,430 sec TIME PENALTY DUE TO NOT RESPECTING PIT WINDOW TIME
DRIVER #28 +10 SEC TIME PENALTY DUE TO STEWARDS DECISION NO. 12
DRIVER #112 + 5 SEC TIME PENALTY DUE TO STEWARDS DECISION NO.13Track Status: **DRY**

Published at:

Direttore di Gara:
CANU Antonio
Lic. 52925Il DS Cronometraggio
INNOCENTI Chiara
Lic. 523246Esposta alle .h .mm
Posted at 16 28



Alfa Revival Cup Mugello Racing Weekend Gara (1 Hour)

Provisional Classification

No Drivers	Team	Car	Cl.	Laps	Total Time	Gap	Kph	Best Lap			
								Lap	Time	Kph	
1	326 A. MORTEO / L. MORAMARCO	Irpinia Northwest Jolly	Alfetta GT Turbodelta	I GTS 280i	26	1:01:59.517	-	132.0	14	2:11.714	143.4
2	87 D. BERTINELLI	Alfa Delta OKP	1750 GTAm	G2 TC 200	26	1:02:09.685	+10.168	131.6	2	2:12.978	142.0
3	116 F. MONGUZZI	Scuderia Biondetti	1750 GTAm	G2 TC 200	26	1:02:32.036	+32.519	130.8	4	2:14.414	140.5
4	306 M. GUERRA / M. GUERRA	Carrera Team	Giulia Sprint GTA	I GR 5 160	26	1:02:58.628	+59.111	129.9	8	2:13.391	141.6
5	69 B. LABER / L. STOJETZ	Formula GT	1750 GTAm	G2 TC 200	26	1:03:07.663	+1:08.146	129.6	16	2:17.773	137.1
6	1 P. BACHOFEN / D. INHELDER	Alfa Delta OKP	1750 GTAm	G2 TC 200	26	1:03:09.256	+1:09.739	129.6	18	2:18.016	136.8
7	12 G. SORDI / M. SORDI	Alfa Delta OKP	1750 GTAm	G2 TC 200	26	1:03:12.397	+1:12.880	129.5	17	2:15.993	138.8
8	23 M. SALOMONE / G. BARRI	Alfa Delta OKP	1750 GTAm	G2 TC 200	26	1:03:14.933	+1:15.416	129.4	25	2:13.001	142.0
9	93 H. LUGINBUEHL	Formula GT	1750 GTAm	G2 TC 200	26	1:03:26.450	+1:26.933	129.0	4	2:17.948	136.9
10	11 F. SICCARDI	Alfa Delta OKP	1750 GTAm	G2 TC 200	26	1:03:31.673	+1:32.156	128.8	21	2:17.896	136.9
11	356 C. BARBOLINI CIONINI	Circolo della Biella	1750 GTAm	G2 TC 200	26	1:03:33.497	+1:33.980	128.7	7	2:18.550	136.3
12	138 F. MONSEN	Alfa Delta OKP	Giulia Sprint GTA	G2 GTS 1i	26	1:03:47.265	+1:47.748	128.3	7	2:18.627	136.2
13	27 A. FRANCESCHETTI	Formula GT	1750 GTAm	G2 TC 200	26	1:04:20.967	+2:21.450	127.2	4	2:19.130	135.7
14	88 F. PANTALEO / M. GUERRA	Carrera Team	1750 GTAm	G2 TC 200	26	1:04:29.178	+2:29.661	126.9	15	2:17.068	137.8
15	80 U. BRUSTIO / M. BRUSTIO	Alfa Delta OKP	1750 GTAm	G2 TC 200	25	1:03:34.016	1 Lap	125.7	17	2:19.680	135.2
16	30 F. BURATTI / M. BETTATI	Carrera Team	Giulia Sprint GTA	I GR 5 160	25	1:04:08.234	1 Lap	122.7	20	2:25.912	129.4
17	188 F. ZAMUNER / A. MERZARIO	Alfa Delta OKP	Giulia Sprint GTA	G2 GTS 1i	25	1:04:22.109	1 Lap	122.2	6	2:22.884	132.1
18	163 A. SAINI / P. PRALLER	Formula GT	Giulia Sprint GTA	G1 GR 5 1	24	1:02:34.231	2 Laps	120.7	20	2:19.998	134.9
19	16 G. BENEDINI / B. FERRARI	Carrera Team	Giulia Sprint GTA	F TC 1600	24	1:03:07.871	2 Laps	119.6	6	2:26.711	128.7
20	151 A. KARDOL	Alfa Race Team	GT Veloce 2000	H2 TC 200	24	1:03:26.739	2 Laps	119.0	2	2:31.225	124.9
21	28 S. CARBONE	Gatti Team	GT Veloce 2000	H1 T 2000	23	1:03:36.304	3 Laps	113.8	16	2:36.203	120.9
22	112 A. PALMA / G. MAGGIO	Carrera Team	GT Veloce 2000	H1 T 2000	23	1:04:09.968	3 Laps	112.8	13	2:36.569	120.6
23	10 E. MORTEO / A. MORTEO	Irpinia Northwest Jolly	Giulietta TI	E TC 1300	21	1:03:36.228	5 Laps	103.9	6	2:50.169	111.0
24	42 G. BARDELLI / N. CIPPONE	Eclat Racing ASD	Alfetta GT America	I TC 2000	21	1:03:44.576	5 Laps	103.7	21	2:45.120	114.4
25	125 G. SERIO / F. MISCHIS	Carrera Team	Giulia Sprint GTA	F TC 1600	20	53:20.772	6 Laps	118.0	4	2:26.951	128.5
26	7 R. LONARDI	Scuderia Nuvolari	Giulietta Spider Veloce	E GTS 1300	19	1:03:44.830	7 Laps	93.8	2	2:51.054	110.4

Not classified

105 A. PERFETTI	Alfa Delta OKP	1750 GTAm	G2 TC 200	8	18:29.278				3	2:15.233	139.6
77 . WALTER BEN / R. RESTELLI	Alfa Delta OKP	Giulia Sprint GTA	I GR 5 160	2	5:20.653				2	2:35.702	121.3

Pole Position:

Mario SALOMONE

2:11.306

143.8 Kph

Fastest Lap:

Lap 14

Alessandro MORTEO

2:11.714

143.4 Kph

DRIVER #163 +2,430 sec TIME PENALTY DUE TO NOT RESPECTING PIT WINDOW TIME

Published at:

Track Status:

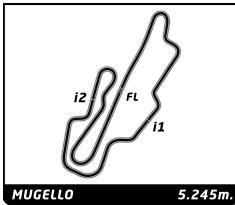
DRY

Direttore di Gara:

CANU Antonio
Lic. 52925

Il DS Cronometraggio

INNOCENTI Chiara
Lic. 523246



Alfa Revival Cup Mugello Racing Weekend Gara (1 Hour)

Provisional Classification by Class

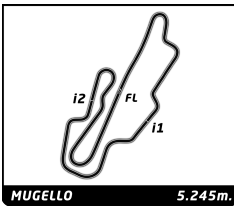
No Drivers	Team	Car	Laps	Total Time	Gap	Kph	Best Lap		
							Lap	Time	Kph
E GTS 1300									
1 7 R. LONARDI	Scuderia Nuvolari	Giulietta Spider Veloce	19	1:03:44.830		93.8	2	2:51.054	110.4
E TC 1300									
1 10 E. MORTEO / A. MORTEO	Irpinia Northwest Jolly	Giulietta TI	21	1:03:36.228		103.9	6	2:50.169	111.0
F TC 1600									
1 16 G. BENEDINI / B. FERRARI	Carrera Team	Giulia Sprint GTA	24	1:03:07.871		119.6	6	2:26.711	128.7
2 125 G. SERIO / F. MISCHIS	Carrera Team	Giulia Sprint GTA	20	53:20.772	4 Laps	118.0	4	2:26.951	128.5
G1 GR 5 1600									
1 163 A. SAINI / P. PRALLER	Formula GT	Giulia Sprint GTA	24	1:02:34.231		120.7	20	2:19.998	134.9
G2 TC 2000									
1 87 D. BERTINELLI	Alfa Delta OKP	1750 GTAm	26	1:02:09.685		131.6	2	2:12.978	142.0
2 116 F. MONGUZZI	Scuderia Biondetti	1750 GTAm	26	1:02:32.036	+22.351	130.8	4	2:14.414	140.5
3 69 B. LABER / L. STOJETZ	Formula GT	1750 GTAm	26	1:03:07.663	+57.978	129.6	16	2:17.773	137.1
4 1 P. BACHOFEN / D. INHELDER	Alfa Delta OKP	1750 GTAm	26	1:03:09.256	+59.571	129.6	18	2:18.016	136.8
5 12 G. SORDI / M. SORDI	Alfa Delta OKP	1750 GTAm	26	1:03:12.397	+1'02.712	129.5	17	2:15.993	138.8
6 23 M. SALOMONE / G. BARRI	Alfa Delta OKP	1750 GTAm	26	1:03:14.933	+1'05.248	129.4	25	2:13.001	142.0
7 93 H. LUGINBUEHL	Formula GT	1750 GTAm	26	1:03:26.450	+1'16.765	129.0	4	2:17.948	136.9
8 11 F. SICCARDI	Alfa Delta OKP	1750 GTAm	26	1:03:31.673	+1'21.988	128.8	21	2:17.896	136.9
9 356 C. BARBOLINI CIONINI	Circolo della Biella	1750 GTAm	26	1:03:33.497	+1'23.812	128.7	7	2:18.550	136.3
10 27 A. FRANCESCHETTI	Formula GT	1750 GTAm	26	1:04:20.967	+2'11.282	127.2	4	2:19.130	135.7
11 88 F. PANTALEO / M. GUERRA	Carrera Team	1750 GTAm	26	1:04:29.178	+2'19.493	126.9	15	2:17.068	137.8
12 80 U. BRUSTIO / M. BRUSTIO	Alfa Delta OKP	1750 GTAm	25	1:02:34.016	1 Lap	125.7	17	2:19.680	135.2
■ Not classified									
105 A. PERFETTI	Alfa Delta OKP	1750 GTAm	8	18:29.278			3	2:15.233	139.6
G2 GTS 1600									
1 138 F. MONSEN	Alfa Delta OKP	Giulia Sprint GTA	26	1:03:47.265		128.3	7	2:18.627	136.2
2 188 F. ZAMUNER / A. MERZARIO	Alfa Delta OKP	Giulia Sprint GTA	25	1:04:22.109	1 Lap	122.2	6	2:22.884	132.1
H1 T 2000									
1 28 S. CARBONE	Gatti Team	GT Veloce 2000	23	1:03:36.304		113.8	16	2:36.203	120.9
2 112 A. PALMA / G. MAGGIO	Carrera Team	GT Veloce 2000	23	1:04:09.968	+33.664	112.8	13	2:36.569	120.6
H2 TC 2000									
1 151 A. KARDOL	Alfa Race Team	GT Veloce 2000	24	1:03:26.739		119.0	2	2:31.225	124.9
I TC 2000									
1 42 G. BARDELLI / N. CIPPONE	Eclat Racing ASD	Alfetta GT America	21	1:03:44.576		103.7	21	2:45.120	114.4
I GR 5 1600									
1 306 M. GUERRA / M. GUERRA	Carrera Team	Giulia Sprint GTA	26	1:02:58.628		129.9	8	2:13.391	141.6
2 30 F. BURATTI / M. BETTATI	Carrera Team	Giulia Sprint GTA	25	1:04:08.234	1 Lap	122.7	20	2:25.912	129.4
■ Not classified									
77 . WALTER BEN / R. RESTELLI	Alfa Delta OKP	Giulia Sprint GTA	2	5:20.653			2	2:35.702	121.3
I GTS 2800									
1 326 A. MORTEO / L. MORAMARCO	Irpinia Northwest Jolly	Alfetta GT Turbodelta	26	1:01:59.517		132.0	14	2:11.714	143.4

DRIVER #163 +2,430 sec TIME PENALTY DUE TO NOT RESPECTING PIT WINDOW TIME

Published at:

Track Status: **DRY**

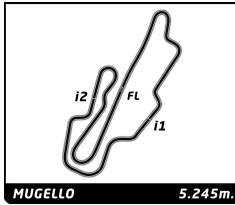
Direttore di Gara: CANU Antonio Lic. 52925	Il DS Cronometraggio INNOCENTI Chiara Lic. 523246
---	--



Alfa Revival Cup Mugello Racing Weekend Gara

Lap Chart

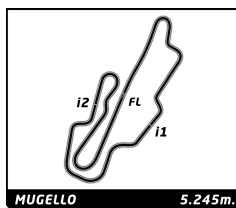
		Lap																												
No	Pos	Grid	1	2	3	4	5	6	7	8	9	10	11	12	13	14	15	16	17	18	19	20	21	22	23	24	25	26		
23	1	23	326	326	326	326	326	326	326	326	326	326	326	12	12	87	87	87	87	87	87	87	87	87	87	87	87	87	87	
87	2	87	306	306	306	306	87	306	306	306	306	306	88	88	87	116	116	116	116	116	116	116	326	326	326	87	87	87	87	
306	3	306	87	87	87	87	306	87	87	87	87	12	12	87	116	69	69	326	326	326	326	116	116	116	116	116	116	116	116	
69	4	69	116	116	116	116	116	116	116	116	116	88	87	116	69	93	326	69	69	69	69	306	306	306	306	306	306	306	306	
326	5	326	69	105	105	105	105	105	105	105	105	12	87	116	69	93	1	93	306	306	306	306	69	69	69	69	69	69	69	
12	6	12	12	69	12	12	12	12	12	12	12	88	116	16	16	1	326	1	1	1	1	1	1	1	1	1	1	1	1	
105	7	105	105	12	1	1	1	1	1	1	1	16	16	11	1	27	27	306	93	93	93	93	93	93	93	93	12	12	12	
116	8	116	1	1	69	69	69	69	11	11	11	11	11	1	93	356	306	27	27	27	138	356	12	12	12	93	93	23	23	
77	9	77	88	88	88	11	11	11	69	69	1	1	69	27	326	356	356	356	138	356	138	356	11	23	23	23	23	23	23	
1	10	1	27	11	11	88	88	88	88	88	69	69	27	356	306	138	138	138	356	27	12	138	11	138	11	11	11	11	11	
88	11	88	11	138	27	27	27	27	27	27	27	27	27	93	326	138	12	11	11	11	12	11	11	138	356	138	356	356	356	
356	12	356	138	27	138	138	93	93	93	93	93	93	356	306	11	11	12	12	12	11	27	27	23	23	356	138	138	138		
93	13	93	93	93	93	93	138	138	138	138	125	356	306	138	88	88	88	88	88	88	88	23	88	27	88	88	27	27	27	
27	14	27	356	356	356	356	356	356	356	356	356	138	138	11	23	23	23	23	23	23	23	88	27	88	27	27	88	88	88	
80	15	80	23	80	80	80	80	80	80	80	80	138	188	30	23	16	80	80	80	80	80	80	80	80	80	80	80	80	80	80
11	16	11	80	30	30	30	188	188	188	188	188	30	188	30	30	30	30	30	30	30	30	30	30	30	30	30	30	30	30	
138	17	138	30	23	23	188	30	30	30	30	30	125	23	188	80	188	188	188	188	188	188	188	188	188	188	188	188	188	188	
163	18	163	125	16	16	23	16	16	16	16	80	80	80	80	188	16	16	16	16	16	16	16	16	163	163	163	163	163	163	
30	19	30	151	125	188	16	23	23	23	23	23	23	125	125	125	125	125	125	125	125	163	163	163	163	16	16	16	16	16	
188	20	188	16	188	125	125	125	125	125	125	125	151	151	151	151	151	151	151	151	151	151	151	151	151	151	151	151	151	151	
16	21	16	77	151	151	151	151	151	151	151	163	163	163	163	163	163	163	163	163	125	125	125	125	28	28	28	28	28	28	
125	22	125	188	77	163	163	28	28	28	151	28	28	28	28	28	28	28	28	28	28	28	28	28	112	112	112	112	112	112	
151	23	151	163	163	112	28	163	163	112	112	112	112	112	112	112	112	112	112	112	112	112	112	112	10	10	10	10	10	10	
28	24	28	42	112	28	112	112	112	163	28	10	10	10	10	10	10	10	10	10	10	10	10	10	42	42	42	42	42	42	
42	25	42	112	28	10	10	10	10	10	42	42	42	42	42	42	42	42	42	42	42	42	42	42	42	42	42	42	42	42	
112	26	112	28	42	42	42	42	42	42	10	7	7	7	7	7	7	7	7	7	7	7	7	7	7	7	7	7	7	7	
10	27	10	10	10	7	7	7	7	7	7	7	7	7	7	7	7	7	7	7	7	7	7	7	7	7	7	7	7	7	
7	28	7	7	7	7	7	7	7	7	7	7	7	7	7	7	7	7	7	7	7	7	7	7	7	7	7	7	7	7	



Alfa Revival Cup Mugello Racing Weekend Gara

Best Sector Times

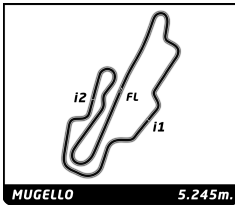
Sector 1		Sector 2		Sector 3		No Team	Class	Ideal Lap	Best Lap	
No Driver	Time	No Driver	Time	No Driver	Time					
1	326 L.MORAMARCO	44.277	306 M.GUERRA	40.064	326 A.MORTEO	46.044	1 326 Irpinia Northwest Jolly	I GTS 2800	2:11.292	2:11.714 (1)
2	87 D.BERTINELLI	44.582	23 G.BARRI	40.486	306 M.GUERRA	47.119	2 306 Carrera Team	I GR 5 1600	2:11.986	2:13.391 (4)
3	306 M.GUERRA	44.803	87 D.BERTINELLI	40.796	23 G.BARRI	47.319	3 23 Alfa Delta OKP	G2 TC 2000	2:12.758	2:13.001 (3)
4	116 F.MONGUZZI	44.875	326 A.MORTEO	40.971	87 D.BERTINELLI	47.414	4 87 Alfa Delta OKP	G2 TC 2000	2:12.792	2:12.978 (2)
5	23 G.BARRI	44.953	105 A.PERFETTI	40.978	116 F.MONGUZZI	47.627	5 116 Scuderia Biondetti	G2 TC 2000	2:13.860	2:14.414 (5)
6	12 G.SORDI	45.542	116 F.MONGUZZI	41.358	12 G.SORDI	47.794	6 105 Alfa Delta OKP	G2 TC 2000	2:14.626	2:15.233 (6)
7	105 A.PERFETTI	45.651	12 G.SORDI	41.451	105 A.PERFETTI	47.997	7 12 Alfa Delta OKP	G2 TC 2000	2:14.787	2:15.993 (7)
8	69 L.STOJETZ	45.961	88 M.GUERRA	41.553	88 M.GUERRA	48.185	8 88 Carrera Team	G2 TC 2000	2:16.549	2:17.068 (8)
9	1 P.BACHOFEN	46.090	138 F.MONSEN	42.206	69 L.STOJETZ	48.368	9 11 Alfa Delta OKP	G2 TC 2000	2:17.100	2:17.896 (10)
10	11 F.SICCARDI	46.373	11 F.SICCARDI	42.302	11 F.SICCARDI	48.425	10 1 Alfa Delta OKP	G2 TC 2000	2:17.165	2:18.016 (12)
11	356 C.BARBOLINI CIONINI	46.611	1 P.BACHOFEN	42.413	93 H.LUGINBUEHL	48.619	11 69 Formula GT	G2 TC 2000	2:17.190	2:17.773 (9)
12	93 H.LUGINBUEHL	46.786	356 C.BARBOLINI CIONINI	42.421	1 P.BACHOFEN	48.662	12 356 Circolo della Biella	G2 TC 2000	2:17.888	2:18.550 (13)
13	88 M.GUERRA	46.811	93 H.LUGINBUEHL	42.543	356 C.BARBOLINI CIONINI	48.856	13 93 Formula GT	G2 TC 2000	2:17.948	2:17.948 (11)
14	27 A.FRANCESCHETTI	47.034	80 U.BRUSTIO	42.719	27 A.FRANCESCHETTI	48.861	14 138 Alfa Delta OKP	G2 GTS 1600	2:18.392	2:18.627 (14)
15	80 U.BRUSTIO	47.121	69 L.STOJETZ	42.861	138 F.MONSEN	49.016	15 27 Formula GT	G2 TC 2000	2:18.933	2:19.130 (15)
16	138 F.MONSEN	47.170	27 A.FRANCESCHETTI	43.038	80 U.BRUSTIO	49.179	16 80 Alfa Delta OKP	G2 TC 2000	2:19.019	2:19.680 (16)
17	163 P.PRALLER	47.308	163 P.PRALLER	43.042	163 P.PRALLER	49.437	17 163 Formula GT	G1 GR 5 1600	2:19.787	2:19.998 (17)
18	188 F.ZAMUNER	48.224	188 F.ZAMUNER	43.501	188 F.ZAMUNER	50.986	18 188 Alfa Delta OKP	G2 GTS 1600	2:22.711	2:22.884 (18)
19	30 F.BURATTI	48.661	125 F.MISCHIS	44.830	16 B.FERRARI	51.124	19 30 Carrera Team	I GR 5 1600	2:25.049	2:25.912 (19)
20	125 F.MISCHIS	49.358	30 M.BETTATI	45.037	30 M.BETTATI	51.351	20 125 Carrera Team	F TC 1600	2:25.684	2:26.951 (21)
21	16 B.FERRARI	49.738	16 B.FERRARI	45.180	125 F.MISCHIS	51.496	21 16 Carrera Team	F TC 1600	2:26.042	2:26.711 (20)
22	151 A.KARDOL	50.903	77 WALTER BEN	46.382	151 A.KARDOL	53.064	22 151 Alfa Race Team	H2 TC 2000	2:30.749	2:31.225 (22)
23	112 A.PALMA	52.315	151 A.KARDOL	46.782	112 A.PALMA	54.794	23 112 Carrera Team	H1 T 2000	2:34.565	2:36.569 (25)
24	28 S.CARBONE	52.407	112 G.MAGGIO	47.456	77 WALTER BEN	55.295	24 28 Gatti Team	H1 T 2000	2:35.339	2:36.203 (24)
25	77 WALTER BEN	54.025	28 S.CARBONE	47.554	28 S.CARBONE	55.378	25 77 Alfa Delta OKP	I GR 5 1600	2:35.702	2:35.702 (23)
26	42 G.BARDELLI	54.859	10 A.MORTEO	50.571	42 G.BARDELLI	56.364	26 42 Eclat Racing ASD	I TC 2000	2:41.976	2:45.120 (26)
27	10 A.MORTEO	58.046	42 G.BARDELLI	50.753	7 R.LONARDI	1:00.064	27 10 Irpinia Northwest Jolly	E TC 1300	2:49.484	2:50.169 (27)
28	7 R.LONARDI	58.804	7 R.LONARDI	52.105	10 A.MORTEO	1:00.867	28 7 Scuderia Nuvolari	E GTS 1300	2:50.973	2:51.054 (28)



Alfa Revival Cup Mugello Racing Weekend Gara

Best Top Speed

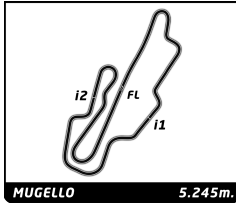
Team	Car	Class	Top Speed	Top 1 Kph Lap	Top 2 Kph Lap	Top 3 Kph Lap	Top 4 Kph Lap	Top 5 Kph Lap	Avg					
326 Irpinia Northwest Jolly	Alfetta GT Turbodelta	I GTS 2800	A. MORTEO	230.8	14	230.3	26	230.3	15	229.9	6	229.4	24	230,1
116 Scuderia Biondetti	1750 GTAm	G2 TC 2000	F. MONGUZZI	215.7	23	215.3	22	215.3	21	214.4	16	214.4	18	215,0
87 Alfa Delta OKP	1750 GTAm	G2 TC 2000	D. BERTINELLI	212.3	5	211.1	4	209.9	6	209.5	9	209.1	8	210,4
23 Alfa Delta OKP	1750 GTAm	G2 TC 2000	G. BARRI	209.9	26	206.7	12	205.5	21	205.5	20	205.1	19	206,5
69 Formula GT	1750 GTAm	G2 TC 2000	L. STOJETZ	209.9	17	209.9	14	209.5	21	209.1	2	209.1	4	209,5
12 Alfa Delta OKP	1750 GTAm	G2 TC 2000	G. SORDI	208.7	18	207.9	24	207.9	20	207.9	19	207.5	22	208,0
27 Formula GT	1750 GTAm	G2 TC 2000	A. FRANCESCHETTI	208.3	19	207.9	17	207.9	7	207.9	6	207.5	4	207,9
88 Carrera Team	1750 GTAm	G2 TC 2000	F. PANTALEO	208.3	5	207.9	6	205.1	7	202.8	13	202.8	4	205,4
11 Alfa Delta OKP	1750 GTAm	G2 TC 2000	F. SICCARDI	207.5	22	206.3	21	206.3	2	205.9	17	205.5	5	206,3
306 Carrera Team	Giulia Sprint GTA	I GR 5 1600	M. GUERRA	207.5	6	203.2	7	202.8	14	202.5	9	202.5	5	203,7
93 Formula GT	1750 GTAm	G2 TC 2000	H. LUGINBUEHL	207.1	5	205.9	9	205.9	6	205.1	17	205.1	12	205,8
105 Alfa Delta OKP	1750 GTAm	G2 TC 2000	A. PERFETTI	206.7	2	204.7	6	204.4	4	204.4	5	204.0	7	204,8
356 Circolo della Biella	1750 GTAm	G2 TC 2000	C. BARBOLINI CIONINI	205.9	17	205.1	19	204.7	24	204.7	16	204.4	9	205,0
1 Alfa Delta OKP	1750 GTAm	G2 TC 2000	D. INHELDER	204.0	26	204.0	19	203.6	18	203.6	6	203.6	4	203,8
80 Alfa Delta OKP	1750 GTAm	G2 TC 2000	U. BRUSTIO	201.0	21	200.6	2	200.2	18	200.2	19	199.9	14	200,4
16 Carrera Team	Giulia Sprint GTA	F TC 1600	B. FERRARI	199.5	4	198.4	5	196.6	6	196.2	7	195.5	3	197,2
163 Formula GT	Giulia Sprint GTA	G1 GR 5 160	P. PRALLER	197.3	21	196.2	17	195.9	24	195.9	15	195.5	19	196,2
138 Alfa Delta OKP	Giulia Sprint GTA	G2 GTS 1600	F. MONSEN	195.9	6	195.2	22	194.5	20	194.5	8	193.5	5	194,7
30 Carrera Team	Giulia Sprint GTA	I GR 5 1600	M. BETTATI	192.4	19	191.1	21	190.7	17	190.7	11	190.4	22	191,1
125 Carrera Team	Giulia Sprint GTA	F TC 1600	F. MISCHIS	191.7	6	190.4	7	189.7	5	189.4	8	188.7	2	190,0
188 Alfa Delta OKP	Giulia Sprint GTA	G2 GTS 1600	A. MERZARIO	191.1	25	190.1	12	189.1	18	189.1	16	189.1	15	189,7
151 Alfa Race Team	GT Veloce 2000	H2 TC 2000	A. KARDOL	190.1	14	189.4	12	188.7	2	188.4	19	188.1	15	188,9
112 Carrera Team	GT Veloce 2000	H1 T 2000	A. PALMA	179.4	16	178.2	6	177.6	7	177.4	14	177.4	12	178,0
77 Alfa Delta OKP	Giulia Sprint GTA	I GR 5 1600	WALTER BEN	175.6	1	163.5	2							169,6
42 Eclat Racing ASD	Alfetta GT America	I TC 2000	G. BARDELLI	175.4	2	175.4	21	170.9	20	170.4	1	165.7	5	171,6
28 Gatti Team	GT Veloce 2000	H1 T 2000	S. CARBONE	175.1	16	174.2	23	173.4	5	173.1	18	172.6	22	173,7
7 Scuderia Nuvolari	Giulietta Spider Veloce	E GTS 1300	R. LONARDI	155.8	3	152.1	10	134.9	14	131.0	17	81.5	15	131,1
10 Irpinia Northwest Jolly	Giulietta TI	E TC 1300	E. MORTEO	150.2	11	150.0	15	149.8	14	149.5	5	149.3	6	149,8



Alfa Revival Cup Mugello Racing Weekend Gara

Leader Sequence by Class

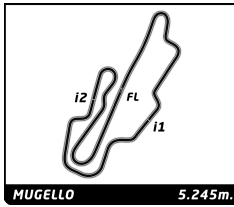
No	Team	Car	Start Lap	End Lap	Laps	Total Laps
E GTS 1300						
7	Scuderia Nuvolari	Giulietta Spider Veloce	1	19	19	19
E TC 1300						
10	Irpinia Northwest Jolly	Giulietta TI	1	21	21	21
F TC 1600						
125	Carrera Team	Giulia Sprint GTA	1	1	1	1
16	Carrera Team	Giulia Sprint GTA	2	24	23	23
G1 GR 5 1600						
163	Formula GT	Giulia Sprint GTA	1	24	24	24
G2 GTS 1600						
138	Alfa Delta OKP	Giulia Sprint GTA	1	26	26	26
G2 TC 2000						
87	Alfa Delta OKP	1750 GTAm	1	9	9	9
12	Alfa Delta OKP	1750 GTAm	10	10	1	1
88	Carrera Team	1750 GTAm	11	11	1	1
12	Alfa Delta OKP	1750 GTAm	12	13	2	3
87	Alfa Delta OKP	1750 GTAm	14	26	13	22
H1 T 2000						
112	Carrera Team	GT Veloce 2000	1	3	3	3
28	Gatti Team	GT Veloce 2000	4	7	4	4
112	Carrera Team	GT Veloce 2000	8	8	1	4
28	Gatti Team	GT Veloce 2000	9	23	15	19
H2 TC 2000						
151	Alfa Race Team	GT Veloce 2000	1	24	24	24
I GR 5 1600						
306	Carrera Team	Giulia Sprint GTA	1	26	26	26
I GTS 2800						
326	Irpinia Northwest Jolly	Alfetta GT Turbodelta	1	26	26	26
I TC 2000						
42	Eclat Racing ASD	Alfetta GT America	1	21	21	21



Alfa Revival Cup Mugello Racing Weekend Gara

Fastest Lap Sequence

Elapsed	No Team	Car	Class	Driver	Time	Kph	Lap
4:32.630	326 Irpinia Northwest Jolly	Alfetta GT Turbodelta	I GTS 2800	Lorenzo MORAMARCO	2:14.253	140.6	2
4:33.326	306 Carrera Team	Giulia Sprint GTA	I GR 5 1600	Marco GUERRA	2:13.826	141.1	2
4:33.972	87 Alfa Delta OKP	1750 GTAm	G2 TC 2000	Davide BERTINELLI	2:12.978	142.0	2
15:41.859	326 Irpinia Northwest Jolly	Alfetta GT Turbodelta	I GTS 2800	Lorenzo MORAMARCO	2:12.698	142.3	7
35:12.295	326 Irpinia Northwest Jolly	Alfetta GT Turbodelta	I GTS 2800	Alessandro MORTEO	2:11.714	143.4	2

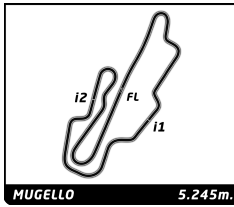


Alfa Revival Cup Mugello Racing Weekend Gara

Analysis by lap

Lapped

No	Lap Time	Gap	No	Lap Time	Gap	No	Lap Time	Gap	No	Lap Time	Gap	No	Lap Time	Gap
Lap 1			42	2:51.299	1:12.711	112	2:55.779	2:11.434	Lap 7			326	2:20.623	
326	2:18.377	0.000	10	2:50.714	1:21.728	Lap 5			306	2:19.978	1.213	87	2:19.445	2.421
306	2:19.500	1.123	7	2:51.054	1:22.608	326	2:15.005	Lap 3			116	2:25.632	21.464	
87	2:20.994	2.617				87	2:14.989	0.932	326	2:13.796	Lap 10			
116	2:22.995	4.618				306	2:15.573	1.118	87	2:19.548	19.498	326	3:43.075	
69	2:26.075	7.698				116	2:16.236	7.639	105	2:15.233	11.134	306	2:19.978	1.213
12	2:26.458	8.081				105	2:17.565	15.214	12	2:26.458	8.081	87	2:19.445	2.421
105	2:26.766	8.389				10	2:52.404	1 Lap	105	2:20.111	26.265	116	2:25.632	21.464
1	2:27.955	9.578				12	2:17.105	24.863	12	2:20.447	36.875	12	2:27.613	48.685
88	2:31.485	13.108				42	2:54.382	1 Lap	28	2:40.943	1 Lap	88	2:36.735	1:20.668
27	2:32.506	14.129				7	2:54.315	1 Lap	1	2:19.862	44.591	163	2:50.976	1 Lap
11	2:32.622	14.245				1	2:19.239	29.921	163	2:43.940	1 Lap	151	4:00.590	1 Lap
138	2:33.761	15.384				69	2:19.898	33.075	112	2:37.384	1 Lap	7	3:24.492	2 Laps
93	2:39.064	20.687				11	2:19.276	35.716	11	2:20.082	47.971	16	2:38.764	2:21.936
356	2:41.601	23.224				88	2:19.940	36.531	69	2:20.745	48.389	11	4:03.257	2:35.474
23	2:41.616	23.239				27	2:19.673	38.029	88	2:22.043	53.922	1	4:05.750	2:37.073
80	2:42.476	24.099				93	2:20.614	40.215	27	2:21.007	53.946	69	4:03.910	2:39.187
30	2:43.934	25.557				138	2:21.278	40.439	93	2:18.383	54.490	27	3:55.365	2:40.483
125	2:44.054	25.677				356	2:19.226	47.392	138	2:18.627	55.476	93	3:57.101	2:42.696
151	2:44.492	26.115				80	2:24.153	1:09.620	356	2:18.550	1:00.701	125	2:59.396	2:49.823
16	2:44.552	26.175				188	2:23.032	1:14.455	80	2:24.370	1:30.694	356	4:10.151	2:56.412
77	2:44.951	26.574				30	2:27.030	1:15.802	188	2:23.352	1:34.181	138	4:16.358	3:02.203
188	2:46.159	27.782				16	2:28.650	1:21.461	10	2:50.169	1 Lap	112	4:17.479	1 Lap
163	2:52.186	33.809				16	2:28.650	1:21.461	30	2:28.628	1:45.410	28	4:27.314	1 Lap
42	2:54.042	35.665				23	2:29.170	1:21.828	16	2:28.163	1:49.825	Lap 10		
112	2:54.265	35.888				125	2:28.163	1:22.392	23	2:28.548	1:52.283	326	3:43.075	
28	2:55.944	37.567				125	2:28.163	1:22.392	125	2:28.319	1:52.740	188	4:20.694	1 Lap
10	3:03.644	45.267				151	2:34.089	1:41.964	42	3:00.104	1 Lap	306	3:45.682	3.820
7	3:04.184	45.807				Lap 6			30	2:28.628	1:45.410	30	4:07.358	1 Lap
Lap 2						326	2:13.812	Lap 8			80	4:33.123	1 Lap	
326	2:14.253				306	2:14.003	1.309	326	2:13.661	Lap 10				
306	2:13.826	0.696				87	2:14.961	2.081	306	2:13.391	1.858	188	4:20.694	1 Lap
87	2:12.978	1.342				116	2:16.436	10.263	87	2:14.117	3.599	306	3:45.682	3.820
116	2:14.676	5.041				28	2:41.512	1 Lap	116	2:16.642	16.455	30	4:07.358	1 Lap
105	2:15.561	9.697				163	2:43.746	1 Lap	105	2:16.542	16.455	80	4:33.123	1 Lap
69	2:19.869	13.314				105	2:17.450	18.852	12	2:18.642	16.455	42	3:25.984	2 Laps
12	2:19.918	13.746				112	2:38.714	1 Lap	105	2:21.154	33.758	12	3:05.744	11.354
1	2:19.231	14.556				12	2:18.075	29.126	12	2:18.481	41.695	88	2:34.648	12.241
88	2:20.216	19.071				1	2:21.318	37.427	1	2:21.016	51.946	23	4:16.851	1 Lap
11	2:20.982	20.974				69	2:21.079	40.342	11	2:18.530	52.840	10	4:25.777	2 Laps
138	2:20.043	21.174				11	2:18.683	40.587	69	2:21.172	55.900	151	3:01.829	1 Lap
27	2:21.516	21.392				88	2:21.858	44.577	88	2:24.295	1:04.556	87	5:02.875	1:22.221
93	2:19.327	25.761				27	2:21.420	45.637	27	2:25.456	1:05.741	116	4:46.748	1:25.137
356	2:20.353	29.324				93	2:22.402	48.805	93	2:25.389	1:06.218	16	2:48.417	1:27.278
80	2:27.100	36.946				138	2:22.920	49.547	138	2:24.653	1:06.468	11	2:44.261	1:36.660
30	2:26.804	38.108				356	2:21.269	54.849	356	2:19.844	1:06.884	1	2:43.151	1:37.149
23	2:30.004	38.990				10	2:50.710	1 Lap	28	2:41.486	1 Lap	69	2:41.195	1:37.307
16	2:27.940	39.862				42	2:56.409	1 Lap	7	4:28.627	2 Laps	27	2:40.327	1:37.735
125	2:29.451	40.875				7	2:55.876	1 Lap	112	2:39.168	1 Lap	93	2:38.886	1:38.507
188	2:29.059	42.588				80	2:23.214	1:19.022	163	2:46.710	1 Lap	356	2:28.349	1:41.686
151	2:31.225	43.087				188	2:22.884	1:23.527	80	2:23.363	1:40.396	138	2:38.019	1:57.147
77	2:35.702	48.023				30	2:27.490	1:29.480	188	2:23.926	1:44.446	163	4:18.394	1 Lap
163	2:39.616	59.172				16	2:26.711	1:34.360	30	2:29.258	2:01.007	28	3:05.673	1 Lap
112	2:38.648	1:00.283				23	2:28.417	1:36.433	16	2:27.631	2:03.795	112	3:20.428	1 Lap
28	2:41.356	1:04.670				125	2:28.539	1:37.119	125	2:31.887	2:10.509	7	4:21.929	2 Laps
						151	2:34.001	2:02.153	10	2:53.970	1 Lap	Lap 11		
									10	2:53.750	1 Lap	326	2:54.866	
									Lap 9			188	2:56.518	1 Lap
												30	2:53.617	1 Lap
												125	3:56.306	1 Lap
												88	3:06.780	24.155
												12	3:08.153	24.641
												80	3:10.827	1 Lap

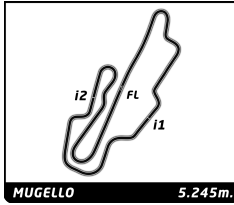


Alfa Revival Cup Mugello Racing Weekend Gara

Analysis by lap

Lapped

No	Lap Time	Gap	No	Lap Time	Gap	No	Lap Time	Gap	No	Lap Time	Gap	No	Lap Time	Gap
23	2:57.065	1 Lap	93	2:19.936	55.685	27	2:23.814	44.536	12	2:15.993	1:05.064	23	2:14.102	1:26.995
151	2:35.979	1 Lap	1	2:21.725	56.084	356	2:20.637	44.775	28	2:37.813	2 Laps	28	2:37.635	2 Laps
10	3:08.578	2 Laps	151	2:34.328	1 Lap	138	2:20.374	48.973	10	2:58.268	3 Laps	163	2:21.960	1 Lap
87	2:25.952	53.307	27	2:21.805	1:01.423	125	2:40.360	1 Lap	112	2:37.544	2 Laps	151	2:32.728	1 Lap
116	2:33.106	1:03.377	7	3:02.837	3 Laps	11	2:18.013	58.657	88	2:18.215	1:21.299	125	2:34.238	1 Lap
16	2:31.482	1:03.894	356	2:20.897	1:05.802	151	2:31.842	1 Lap	125	2:35.440	1 Lap	Lap 20		
11	2:27.564	1:09.358	326	2:21.557	1:06.493	42	2:55.976	3 Laps	23	2:13.602	1:30.817	87	2:16.867	
1	2:28.766	1:11.049	306	2:16.912	1:07.236	12	2:24.886	1:05.360	151	2:32.561	1 Lap	112	2:39.665	3 Laps
69	2:28.671	1:11.112	138	2:19.781	1:11.133	88	2:17.068	1:16.966	163	2:21.493	1 Lap	80	2:20.165	1 Lap
27	2:29.559	1:12.428	11	2:19.106	1:24.288	163	2:20.284	1 Lap	42	2:54.891	3 Laps	326	2:12.844	11.625
93	2:29.453	1:13.094	88	3:47.541	1:36.361	23	2:13.427	1:37.306	Lap 18			10	2:58.193	4 Laps
356	2:27.781	1:14.601	10	2:55.685	2 Laps	7	3:03.133	3 Laps	87	2:16.129		116	2:19.317	16.048
306	4:12.842	1:21.796	163	2:20.799	1 Lap	80	2:20.805	2:11.773	80	2:19.680	1 Lap	306	2:17.213	39.580
138	2:24.216	1:26.497	23	2:13.184	2:12.509	Lap 16			116	2:17.316	12.898			
42	4:46.513	2 Laps	16	3:51.766	2:26.024	87	2:17.532		326	2:13.281	19.328			
163	2:38.360	1 Lap	30	2:27.576	2:30.714	116	2:17.055	10.831	69	2:20.986	33.856			
28	2:43.462	1 Lap	80	2:20.162	2:31.724	30	2:31.787	1 Lap	30	2:29.220	1 Lap			
30	2:30.190	2:33.608	188	2:28.739	2:32.854	188	2:32.148	1 Lap	306	2:16.765	39.575			
112	2:43.930	1 Lap	Lap 14			326	2:14.079	24.753	188	2:28.642	1 Lap			
188	2:32.716	2:35.810	87	2:16.316		10	3:00.595	3 Laps	1	2:18.016	43.843			
Lap 12			28	2:38.480	2 Laps	16	2:32.930	1 Lap	93	2:19.136	46.180			
12	2:18.179		112	2:37.937	2 Laps	69	2:17.773	25.714	16	2:33.587	1 Lap			
23	2:17.094	1 Lap	116	2:18.353	10.627	306	2:17.356	37.943	138	2:22.219	1:02.599			
88	2:24.669	6.004	42	2:51.172	3 Laps	1	2:21.310	37.986	356	2:21.375	1:02.890			
80	2:25.017	1 Lap	69	2:19.547	23.202	93	2:23.003	39.344	27	2:23.829	1:03.898			
125	2:47.837	1 Lap	125	2:36.934	1 Lap	28	2:38.184	2 Laps	12	2:16.313	1:05.248			
7	3:02.884	3 Laps	93	2:18.755	29.330	112	2:38.885	2 Laps	11	2:19.841	1:07.295			
87	2:17.928	28.415	1	2:19.086	30.060	27	2:22.491	49.495	88	2:17.814	1:22.984			
116	2:17.379	37.936	326	2:11.714	33.097	356	2:22.525	49.768	28	2:36.203	2 Laps			
16	2:32.136	1 Lap	27	2:21.556	37.869	138	2:19.812	51.253	23	2:14.690	1:29.378			
69	2:19.155	47.447	306	2:15.814	37.940	11	2:18.962	1:00.087	163	2:22.761	1 Lap			
16	2:30.368	51.442	356	2:20.593	41.285	12	2:17.225	1:05.053	10	2:58.150	3 Laps			
1	2:23.314	51.543	151	2:32.788	1 Lap	125	2:36.348	1 Lap	151	2:34.192	1 Lap			
93	2:22.659	52.933	138	2:19.723	45.746	151	2:32.664	1 Lap	125	2:39.161	1 Lap			
27	2:27.194	56.802	12	3:42.731	57.621	88	2:19.632	1:19.066	112	3:01.751	2 Laps			
356	2:30.308	1:02.089	11	2:18.613	57.791	163	2:21.343	1 Lap	Lap 19					
326	3:44.940	1:02.120	88	2:25.794	1:17.045	23	2:13.423	1:33.197	87	2:16.485				
306	2:28.532	1:07.508	7	3:04.751	3 Laps	42	2:51.980	3 Laps	80	2:20.082	1 Lap			
138	2:24.859	1:08.536	163	2:21.626	1 Lap	80	2:19.837	2:14.078	116	2:17.185	13.598			
10	2:58.508	2 Laps	23	2:13.627	1:41.026	Lap 17			326	2:12.805	15.648			
11	2:55.828	1:22.366	10	2:57.316	2 Laps	87	2:15.982		42	2:55.313	4 Laps			
163	2:21.750	1 Lap	80	2:21.501	2:08.115	116	2:16.862	11.711	69	2:20.634	38.005			
23	2:16.374	2:16.509	30	2:29.850	2:15.454	326	2:13.405	22.176	306	2:16.144	39.234			
Lap 13			188	2:28.167	2:15.911	30	2:28.677	1 Lap	1	2:21.412	48.770			
12	2:17.184		Lap 15			188	2:30.384	1 Lap	93	2:19.880	49.575			
30	2:29.534	1 Lap	87	2:17.147		69	2:19.267	28.999	30	2:28.213	1 Lap			
188	2:28.309	1 Lap	16	2:46.279	1 Lap	306	2:16.978	38.939	188	2:29.302	1 Lap			
28	2:44.531	2 Laps	116	2:17.828	11.308	1	2:19.952	41.956	356	2:19.058	1:05.463			
80	2:20.767	1 Lap	28	2:37.395	2 Laps	7	3:06.515	4 Laps	138	2:20.523	1:06.637			
112	2:38.386	2 Laps	112	2:36.569	2 Laps	93	2:19.811	43.173	12	2:17.905	1:06.668			
42	3:13.360	3 Laps	69	2:19.418	25.473	16	2:34.072	1 Lap	7	5:00.385	5 Laps			
87	2:17.563	28.794	326	2:12.256	28.206	27	2:22.685	56.198	11	2:20.303	1:11.113			
125	2:38.446	1 Lap	93	2:21.690	33.873	138	2:21.238	56.509	27	2:25.183	1:12.596			
116	2:16.632	37.384	1	2:21.295	34.208	356	2:23.858	57.644	16	2:36.272	1 Lap			
69	2:18.502	48.765	306	2:17.326	38.119	11	2:19.478	1:03.583	88	2:17.827	1:24.326			

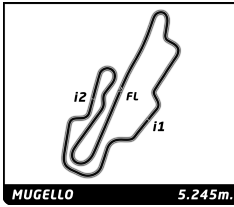


Alfa Revival Cup Mugello Racing Weekend Gara

Analysis by lap

Lapped ■

No	Lap Time	Gap	No	Lap Time	Gap	No	Lap Time	Gap	No	Lap Time	Gap	No	Lap Time	Gap
Lap 22														
87	2:17.902		16	2:34.623	2 Laps	1	2:19.020	1:09.739	12	2:19.039	1:12.880			
326	2:14.624	5.142	116	2:20.880	24.364	23	2:15.858	1:15.416	93	2:27.622	1:26.933			
28	2:39.268	3 Laps	80	2:24.154	1 Lap	42	2:52.269	5 Laps	151	2:31.816	2 Laps			
80	2:20.058	1 Lap	306	2:19.072	42.479	151	2:32.220	2 Laps	11	2:21.448	1:32.156			
116	2:18.983	16.946	42	2:52.269	5 Laps	28	2:37.983	3 Laps	356	2:19.387	1:33.980			
151	2:35.283	2 Laps	69	2:21.358	57.612	10	3:00.636	5 Laps	28	2:36.808	3 Laps			
125	2:34.731	2 Laps	1	2:18.726	1:01.532	28	2:45.120	5 Laps	42	2:45.120	5 Laps			
306	2:17.656	38.500	12	2:17.556	1:07.678	7	3:25.183	7 Laps	7	3:25.183	7 Laps			
112	2:37.709	3 Laps	93	2:22.895	1:11.186	138	2:26.321	1:47.748	30	2:30.527	1 Lap			
69	2:21.257	46.112	23	2:14.513	1:19.563	112	2:38.038	3 Laps	112	2:38.038	3 Laps			
7	3:09.602	6 Laps	11	2:18.386	1:23.902	27	2:25.529	2:21.450	188	2:26.112	1 Lap			
1	2:19.000	53.906	356	2:19.663	1:27.139	88	2:30.608	2:29.661	88	2:30.608	2:29.661			
93	2:20.736	58.975	112	2:38.632	3 Laps									
12	2:16.419	1:03.164	138	2:20.692	1:27.610									
11	2:20.384	1:14.946	30	2:27.965	1 Lap									
138	2:22.175	1:16.754	88	2:18.620	1:47.419									
356	2:23.349	1:17.449	188	2:29.794	1 Lap									
30	2:27.613	1 Lap	27	2:27.463	2:02.306									
23	2:14.719	1:18.926												
188	2:31.797	1 Lap	Lap 25											
27	2:27.082	1:38.143	326	2:16.357										
88	2:31.607	1:39.020	163	2:23.543	2 Laps									
10	3:02.286	4 Laps	87	2:18.723	7.079									
163	2:21.339	1 Lap	116	2:21.038	29.045									
16	2:35.636	1 Lap	80	2:20.687	1 Lap									
			7	3:17.803	7 Laps									
			16	2:41.449	2 Laps									
			306	2:22.755	48.877									
			10	3:01.134	5 Laps									
			69	2:21.499	1:02.754									
			1	2:22.193	1:07.368									
			12	2:19.169	1:10.490									
			151	2:34.120	2 Laps									
			93	2:21.131	1:15.960									
			23	2:13.001	1:16.207									
			42	2:45.758	5 Laps									
			28	2:36.805	3 Laps									
			11	2:19.812	1:27.357									
			356	2:20.460	1:31.242									
			138	2:26.823	1:38.076									
			112	2:38.028	3 Laps									
			30	2:28.933	1 Lap									
			27	2:26.621	2:12.570									
			188	2:29.650	1 Lap									
			88	2:44.640	2:15.702									
			Lap 26											
			326	2:16.649										
			87	2:19.738	10.168									
			163	2:46.776	2 Laps									
			116	2:20.123	32.519									
			80	2:21.021	1 Lap									
			306	2:26.883	59.111									
			69	2:22.041	1:08.146									
			16	2:40.429	2 Laps									
Lap 23														
326	2:13.257		87	2:18.612	0.213									
87	2:18.612	0.213	42	2:53.490	5 Laps									
42	2:53.490	5 Laps	80	2:20.104	1 Lap									
80	2:20.104	1 Lap	116	2:18.067	16.614									
116	2:18.067	16.614	28	2:37.167	3 Laps									
28	2:37.167	3 Laps	151	2:31.297	2 Laps									
151	2:31.297	2 Laps	306	2:16.436	36.537									
306	2:16.436	36.537	69	2:21.671	49.384									
69	2:21.671	49.384	1	2:20.429	55.936									
1	2:20.429	55.936	93	2:20.845	1:01.421									
93	2:20.845	1:01.421	112	2:37.951	3 Laps									
112	2:37.951	3 Laps	12	2:18.487	1:03.252									
12	2:18.487	1:03.252	23	2:17.653	1:18.180									
23	2:17.653	1:18.180	11	2:22.099	1:18.646									
11	2:22.099	1:18.646	138	2:21.693	1:20.048									
138	2:21.693	1:20.048	356	2:21.556	1:20.606									
356	2:21.556	1:20.606	30	2:28.298	1 Lap									
30	2:28.298	1 Lap	88	2:21.308	1:41.929									
88	2:21.308	1:41.929	188	2:30.567	1 Lap									
188	2:30.567	1 Lap	27	2:28.229	1:47.973									
27	2:28.229	1:47.973	7	3:19.066	6 Laps									
7	3:19.066	6 Laps	163	2:24.282	1 Lap									
163	2:24.282	1 Lap												
			Lap 24											
326	2:13.130		87	2:17.630	4.713									
87	2:17.630	4.713	10	2:59.808	5 Laps									
10	2:59.808	5 Laps												

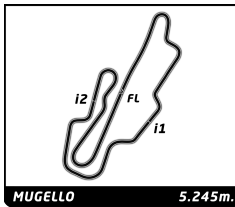


Alfa Revival Cup Mugello Racing Weekend Gara

Sector Analysis

— Invalidated Lap ■ Personal Best ■ Session Best B Crossing the pit lane

Lap	D	Time	Sector 1	Sector 2	Sector 3	Kph	Elapsed	Lap	D	Time	Sector 1	Sector 2	Sector 3	Kph	Elapsed	
1		Alfa Delta OKP					1750 GTAm									
		1.Peter BACHOFEN					G2 TC 2000									
		2.Dario INHELDER														
1	1	2:27.955	56.295	42.998	48.662	127.6	2:27.955									
2	1	2:19.231	46.090	43.767	49.374	135.6	4:47.186									
3	1	2:20.288	47.119	44.029	49.140	134.6	7:07.474									
4	1	2:18.557	46.264	42.413	49.880	136.3	9:26.031									
5	1	2:19.239	46.362	43.336	49.541	135.6	11:45.270									
6	1	2:21.318	47.568	43.883	49.867	133.6	14:06.588									
7	1	2:19.862	47.034	42.919	49.909	135.0	16:26.450									
8	1	2:21.016	47.983	43.361	49.672	133.9	18:47.466									
9	1	4:05.750 B	46.967	50.866	2:27.917	76.8	22:53.216									
10	2	2:43.151	59.137	49.469	54.545	115.7	25:36.367									
11	2	2:28.766	53.060	45.929	49.777	126.9	28:05.133									
12	2	2:23.314	46.831	46.706	49.777	131.8	30:28.447									
13	2	2:21.725	46.999	43.319	51.407	133.2	32:50.172									
14	2	2:19.086	46.985	43.184	48.917	135.8	35:09.258									
15	2	2:21.295	48.895	43.268	49.132	133.6	37:30.553									
16	2	2:21.310	46.269	46.006	49.035	133.6	39:51.863									
17	2	2:19.952	47.565	42.978	49.409	134.9	42:11.815									
18	2	2:18.016	46.264	42.485	49.267	136.8	44:29.831									
19	2	2:21.412	46.890	45.050	49.472	133.5	46:51.243									
20	2	2:20.265	47.826	43.726	48.713	134.6	49:11.508									
21	2	2:18.380	46.492	42.826	49.062	136.5	51:29.888									
22	2	2:19.000	47.077	42.996	48.927	135.8	53:48.888									
23	2	2:20.429	48.214	43.100	49.115	134.5	56:09.317									
24	2	2:18.726	47.125	42.872	48.729	136.1	58:28.043									
25	2	2:22.193	47.625	45.820	48.748	132.8	1:00:50.236									
26	2	2:19.020	47.066	43.038	48.916	135.8	1:03:09.256									
7		Scuderia Nuvolari					Giulietta Spider Veloce									
		1.Roberto LONARDI					E GTS 1300									
1	1	3:04.184	1:09.220	52.887	1:02.077	102.5	3:04.184									
2	1	2:51.054	58.885	52.105	1:00.064	110.4	5:55.238									
3	1	2:52.102	59.108	52.311	1:00.683	109.7	8:47.340									
4	1	2:54.315	59.371	54.199	1:00.745	108.3	11:41.655									
5	1	2:55.876	58.804	54.371	1:02.701	107.4	14:37.531									
6	1	4:28.627 B	1:00.370	58.805	2:29.452	70.3	19:06.158									
7	1	3:24.492	1:21.006	1:00.104	1:03.382	92.3	22:30.650									
8	1	4:21.929 B	1:00.207	53.643	2:28.079	72.1	26:52.579									
9	1	3:02.884	1:07.168	53.550	1:02.166	103.2	29:55.463									
10	1	3:02.837	1:00.578	56.779	1:05.480	103.3	32:58.300									
11	1	3:04.751	1:02.328	56.737	1:05.686	102.2	36:03.051									
12	1	3:03.133	1:02.305	54.992	1:05.836	103.1	39:06.184									
13	1	3:06.515	1:02.403	57.717	1:06.395	101.2	42:12.699									
14	1	5:00.385 B	1:04.716	59.723	2:55.946	62.9	47:13.084									
15	1	3:20.092	1:15.258	58.196	1:06.638	94.4	50:33.176									
16	1	3:09.602	1:04.393	57.501	1:07.708	99.6	53:42.778									
17	1	3:19.066	1:08.090	1:00.084	1:10.892	94.9	57:01.844									
18	1	3:17.803	1:07.246	59.144	1:11.413	95.5	1:00:19.647									
19	1	3:25.183	1:10.321	1:03.764	1:11.098	92.0	1:03:44.830									
10		Irpinia Northwest Jolly					1750 GTAm					Giulietta TI				
		1.Emanuele MORTEO					E TC 1300									
		2.Alessandro MORTEO														
1	2	3:03.644	1:10.721	51.732	1:01.191	102.8	3:03.644									
2	2	2:50.714	58.585	51.051	1:01.078	110.6	5:54.358									
3	2	2:51.235	58.659	51.571	1:01.005	110.3	8:45.593									
4	2	2:52.404	58.419	53.118	1:00.867	109.5	11:37.997									
5	2	2:50.710	58.046	50.907	1:01.757	110.6	14:28.707									
6	2	2:50.169	58.418	50.571	1:01.180	111.0	17:18.876									
7	2	2:53.750	59.577	51.280	1:02.893	108.7	20:12.626									
8	2	4:25.777 B	1:00.241	55.109	2:30.427	71.0	24:38.403									
9	1	3:08.578	1:10.493	54.676	1:03.409	100.1	27:46.981									
10	1	2:58.508	1:00.076	56.133	1:02.299	105.8	30:45.489									
11	1	2:55.685	59.710	53.852	1:02.123	107.5	33:41.174									
12	1	2:57.316	1:00.181	54.537	1:02.598	106.5	36:38.490									
13	1	3:00.595	1:01.175	55.940	1:03.480	104.6	39:39.085									
14	1	2:58.268	59.674	55.058	1:03.536	105.9	42:37.353									
15	1	2:58.150	1:00.341	55.058	1:02.751	106.0	45:35.503									
16	1	2:58.193	1:00.763	54.357	1:03.073	106.0	48:33.696									
17	1	2:58.668	1:00.939	54.452	1:03.277	105.7	51:32.364									
18	1	3:02.286	1:01.125	56.904	1:04.257	103.6	54:34.650									
19	1	2:59.808	1:01.684	54.987	1:03.137	105.0	57:34.458									
20	1	3:01.134	1:01.111	56.541	1:03.482	104.2	1:00:35.592									
21	1	3:00.636	1:01.842	55.451	1:03.343	104.5	1:03:36.228									
11		Alfa Delta OKP					1750 GTAm									
		1.Francesco SICCARDI					G2 TC 2000									
1	1	2:32.622	59.196	44.146	49.280	123.7	2:32.622									
2	1	2:20.982	47.898	42.910	50.174	133.9	4:53.604									
3	1	2:19.422	47.083	42.870	49.469	135.4	7:13.026									
4	1	2:18.763	46.800	42.757	49.206	136.1	9:31.789									
5	1	2:19.276	47.684	42.302	49.290	135.6	11:51.065									
6	1	2:18.683	47.078	42.547	49.058	136.2	14:09.748									
7	1	2:20.082	47.236	43.473	49.373	134.8	16:29.830									
8	1	2:18.530	47.203	42.902	48.425	136.3	18:48.360									
9	1	4:03.257 B	47.136	50.288	2:25.833	77.6	22:51.617									
10	1	2:44.261	58.493	50.278	55.490	115.0	25:35.878									
11	1	2:27.564	52.841	45.030	49.693	128.0	28:03.442									
12	1	2:55.828	46.373	1:19.659	49.796	107.4	30:59.270									
13	1	2:19.106	47.031	43.263	48.812	135.7	33:18.376									
14	1	2:18.613	46.657	42.954	49.002	136.2	35:36.989									
15	1	2:18.013														

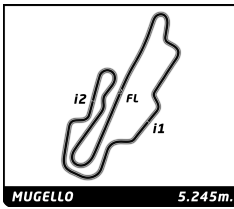


Alfa Revival Cup Mugello Racing Weekend Gara

Sector Analysis

— Invalidated Lap ■ Personal Best ■ Session Best B Crossing the pit lane

Lap	D	Time	Sector 1	Sector 2	Sector 3	Kph	Elapsed	Lap	D	Time	Sector 1	Sector 2	Sector 3	Kph	Elapsed		
12	Alfa Delta OKP 1750 GTAm								24	1	2:40.429	53.831	50.033	56.565	117.7	1:03:07.871	
	1.Giulio SORDI 2.Mattia SORDI								Alfa Delta OKP 1750 GTAm 1.Mario SALOMONE 2.Giacomo BARRI								
	1	1	2:26.458	55.087	42.629	48.742	128.9		2:26.458	1	1	2:41.616	1:00.218	48.613	52.785	116.8	2:41.616
	2	1	2:19.918	47.265	43.608	49.045	135.0		4:46.376	2	1	2:30.004	50.057	47.746	52.201	125.9	5:11.620
	3	1	2:19.548	47.440	42.921	49.187	135.3		7:05.924	3	1	2:28.275	49.962	46.143	52.170	127.3	7:39.895
	4	1	2:17.183	46.655	41.541	48.987	137.6		9:23.107	4	1	2:28.112	50.161	46.423	51.528	127.5	10:08.007
	5	1	2:17.105	46.666	41.506	48.933	137.7		11:40.212	5	1	2:29.170	49.013	46.699	53.458	126.6	12:37.177
	6	1	2:18.075	47.267	41.800	49.008	136.8		13:58.287	6	1	2:28.417	50.151	46.403	51.863	127.2	15:05.594
	7	1	2:20.447	47.094	43.989	49.364	134.4		16:18.734	7	1	2:28.548	49.288	46.367	52.893	127.1	17:34.142
	8	1	2:18.481	47.133	42.003	49.345	136.4		18:37.215	8	1	2:31.887	49.558	47.903	54.426	124.3	20:06.029
	9	1	2:27.613	46.741	43.836	57.036	127.9		21:04.828	9	1	4:16.851 B	1:06.120	54.856	2:15.875	73.5	24:22.880
	10	1	3:05.744	58.033	53.005	1:14.706	101.7		24:10.572	10	2	2:57.065	58.729	54.741	1:03.595	106.6	27:19.945
	11	1	3:08.153	1:05.874	58.284	1:03.995	100.4		27:18.725	11	2	2:17.094	46.664	42.720	47.710	137.7	29:37.039
	12	1	2:18.179	47.128	42.880	48.171	136.6		29:36.904	12	2	2:16.374	45.285	43.253	47.836	138.5	31:53.413
	13	1	2:17.184	45.713	43.677	47.794	137.6		31:54.088	13	2	2:13.184	45.104	40.542	47.538	141.8	34:06.597
	14	1	3:42.731 B	47.353	41.982	2:13.396	84.8		35:36.819	14	2	2:13.627	45.090	40.865	47.672	141.3	36:20.224
	15	1	2:24.886	54.828	41.616	48.442	130.3		38:01.705	15	2	2:13.427	45.095	40.578	47.754	141.5	38:33.651
	16	1	2:17.225	46.299	42.125	48.801	137.6		40:18.930	16	2	2:13.423	44.953	40.861	47.609	141.5	40:47.074
	17	1	2:15.993	46.634	41.451	47.908	138.8		42:34.923	17	2	2:13.602	45.258	40.503	47.841	141.3	43:00.676
	18	1	2:16.313	45.542	42.649	48.122	138.5		44:51.236	18	2	2:14.690	45.590	41.204	47.896	140.2	45:15.366
	19	1	2:17.905	47.908	41.967	48.030	136.9		47:09.141	19	2	2:14.102	45.785	40.778	47.539	140.8	47:29.468
	20	1	2:16.322	46.415	41.797	48.110	138.5		49:25.463	20	2	2:15.021	45.654	41.730	47.637	139.8	49:44.489
	21	1	2:16.264	46.039	42.274	47.951	138.6		51:41.727	21	2	2:14.700	45.394	41.610	47.696	140.2	51:59.189
	22	1	2:16.419	46.220	41.846	48.353	138.4		53:58.146	22	2	2:14.719	45.808	41.233	47.678	140.2	54:13.908
	23	1	2:18.487	48.307	42.096	48.084	136.3		56:16.633	23	2	2:17.653	47.933	41.231	48.489	137.2	56:31.561
	24	1	2:17.556	46.877	42.440	48.239	137.3		58:34.189	24	2	2:14.513	45.463	41.160	47.890	140.4	58:46.074
25	1	2:19.169	48.042	41.990	49.137	135.7	1:00:53.358	25	2	2:13.001	45.196	40.486	47.319	142.0	1:00:59.075		
26	1	2:19.039	46.828	43.729	48.482	135.8	1:03:12.397	26	2	2:15.858	45.992	42.093	47.773	139.0	1:03:14.933		
16	Carrera Team Giulia Sprint GTA								Formula GT 1750 GTAm								
	1.Giampaolo BENEDINI 2.Bruno FERRARI								1.Alberto FRANCESCHETTI								
	1	2	2:44.552	1:04.771	48.574	51.207	114.7		2:44.552	1	1	2:32.506	58.259	44.852	49.395	123.8	2:32.506
	2	2	2:27.940	49.943	45.916	52.081	127.6		5:12.492	2	1	2:21.516	47.776	44.742	48.998	133.4	4:54.022
	3	2	2:27.844	50.299	45.299	52.246	127.7		7:40.336	3	1	2:20.553	47.603	43.901	49.049	134.3	7:14.575
	4	2	2:27.824	50.504	46.196	51.124	127.7		10:08.160	4	1	2:19.130	47.034	43.038	49.058	135.7	9:33.705
	5	2	2:28.650	49.888	45.867	52.895	127.0		12:36.810	5	1	2:19.673	47.264	43.548	48.861	135.2	11:53.378
	6	2	2:26.711	49.738	45.337	51.636	128.7		15:03.521	6	1	2:21.420	47.059	44.684	49.677	133.5	14:14.798
	7	2	2:28.163	50.147	45.718	52.298	127.4		17:31.684	7	1	2:21.007	47.298	43.698	50.011	133.9	16:35.805
	8	2	2:27.631	50.023	45.702	51.906	127.9		19:59.315	8	1	2:25.456	47.680	48.005	49.771	129.8	19:01.261
	9	2	2:38.764	54.005	49.201	55.558	118.9		22:38.079	9	1	3:55.365 B	47.873	47.870	2:19.622	80.2	22:56.626
	10	2	2:48.417	53.330	53.661	1:01.426	112.1		25:26.496	10	1	2:40.327	56.651	49.281	54.395	117.8	25:36.953
	11	2	2:31.482	52.213	46.000	53.269	124.6		27:57.978	11	1	2:29.559	53.969	45.881	49.709	126.3	28:06.512
	12	2	2:30.368	50.557	47.601	52.210	125.6		30:28.346	12	1	2:27.194	47.175	49.777	50.242	128.3	30:33.706
	13	2	3:51.766 B	50.809	45.180	2:15.777	81.5		34:20.112	13	1	2:21.805	47.428	44.138	50.239	133.2	32:55.511
	14	1	2:46.279	1:03.776	48.792	53.711	113.6		37:06.391	14	1	2:21.556	47.407	44.503	49.646	133.4	35:17.067
	15	1	2:32.930	51.308	47.839	53.783	123.5		39:39.321	15	1	2:23.814	48.162	44.814	50.838	131.3	37:40.881
	16	1	2:34.072	52.771	48.135	53.166	122.6		42:13.393	16	1	2:22.491	47.981	44.731	49.779	132.5	40:03.372
	17	1	2:33.587	50.623	48.456	54.508	122.9		44:46.980	17	1	2:22.685	47.823	44.695	50.167	132.3	42:26.057
	18	1	2:36.272	53.742	48.652	53.878	120.8		47:23.252	18	1	2:23.829	47.981	46.251	49.597	131.3	44:49.886
	19	1	2:35.143	52.859	48.309	53.975	121.7		49:58.395	19	1	2:25.183	49.178	46.095	49.910	130.1	47:15.069
	20	1	2:37.339	52.649	49.572	55.118	120.0		52:35.734	20	1	2:24.007	48.171	45.148	50.688	131.1	49:39.076
	21	1	2:35.636	53.316	48.155	54.165	121.3		55:11.370	21	1	2:26.967	50.110	44.954	51.903	128.5	52:06.043
	22	1	2:34.623	52.409	48.240	53.974	122.1		57:45.993	22	1	2:27.082	49.438	46.213	51.431	128.4	54:33.125
	23	1	2:41.449	56.540	49.317	55.592	117.0		1:00:27.442								



Alfa Revival Cup Mugello Racing Weekend Gara

Sector Analysis

— Invalidated Lap ■ Personal Best ■ Session Best B Crossing the pit lane

Lap	D	Time	Sector 1	Sector 2	Sector 3	Kph	Elapsed	Lap	D	Time	Sector 1	Sector 2	Sector 3	Kph	Elapsed
23	1	2:28.229	49.989	46.916	51.324	127.4	57:01.354	23	2	2:27.965	49.985	45.854	52.126	127.6	59:08.774
24	1	2:27.463	49.344	47.178	50.941	128.0	59:28.817	24	2	2:28.933	50.363	45.909	52.661	126.8	1:01:37.707
25	1	2:26.621	48.854	46.770	50.997	128.8	1:01:55.438	25	2	2:30.527	50.500	46.428	53.599	125.4	1:04:08.234
26	1	2:25.529	49.177	45.790	50.562	129.7	1:04:20.967								

28

Gatti Team GT Veloce 2000

1.Salvatore CARBONE H1 T 2000

1	1	2:55.944	1:07.525	52.299	56.120	107.3	2:55.944
2	1	2:41.356	55.272	49.300	56.784	117.0	5:37.300
3	1	2:39.634	54.166	49.674	55.794	118.3	8:16.934
4	1	2:43.020	54.394	52.217	56.409	115.8	10:59.954
5	1	2:41.512	53.400	51.963	56.149	116.9	13:41.466
6	1	2:40.943	55.342	48.726	56.875	117.3	16:22.409
7	1	2:41.486	53.637	50.318	57.531	116.9	19:03.895
8	1	4:27.314	B 53.786	52.676	2:40.852	70.6	23:31.209
9	1	3:05.673	1:11.847	53.161	1:00.665	101.7	26:36.882
10	1	2:43.462	56.125	50.145	57.192	115.5	29:20.344
11	1	2:44.531	54.281	53.202	57.048	114.8	32:04.875
12	1	2:38.480	53.497	48.599	56.384	119.1	34:43.355
13	1	2:37.395	53.456	48.149	55.790	120.0	37:20.750
14	1	2:38.184	53.961	48.003	56.220	119.4	39:58.934
15	1	2:37.813	53.670	48.061	56.082	119.6	42:36.747
16	1	2:36.203	52.900	47.780	55.523	120.9	45:12.950
17	1	2:37.635	53.800	48.196	55.639	119.8	47:50.585
18	1	2:37.688	54.248	48.062	55.378	119.7	50:28.273
19	1	2:39.268	53.312	48.254	57.702	118.6	53:07.541
20	1	2:37.167	52.982	48.286	55.899	120.1	55:44.708
21	1	2:37.983	54.392	48.060	55.531	119.5	58:22.691
22	1	2:36.805	52.947	47.554	56.304	120.4	1:00:59.496
23	1	2:36.808	52.407	48.930	55.471	120.4	1:03:36.304

30

Carrera Team Giulia Sprint GTA

1.Federico BURATTI I GR 5 1600

2.Massimiliano BETTATI

1	1	2:43.934	1:01.200	48.922	53.812	115.2	2:43.934
2	1	2:26.804	48.661	45.726	52.417	128.6	5:10.738
3	1	2:26.697	49.206	45.493	51.998	128.7	7:37.435
4	1	2:26.686	49.313	45.092	52.281	128.7	10:04.121
5	1	2:27.030	49.422	45.770	51.838	128.4	12:31.151
6	1	2:27.490	49.020	45.662	52.808	128.0	14:58.641
7	1	2:28.628	50.317	45.940	52.371	127.0	17:27.269
8	1	2:29.258	49.756	46.399	53.103	126.5	19:56.527
9	1	4:07.358	B 55.457	49.742	2:22.159	76.3	24:03.885
10	2	2:53.617	57.376	57.634	58.607	108.8	26:57.502
11	2	2:30.190	50.467	45.965	53.758	125.7	29:27.692
12	2	2:29.534	49.942	48.127	51.465	126.3	31:57.226
13	2	2:27.576	49.440	45.754	52.382	127.9	34:24.802
14	2	2:29.850	51.008	46.474	52.368	126.0	36:54.652
15	2	2:31.787	51.989	46.940	52.858	124.4	39:26.439
16	2	2:28.677	49.909	46.142	52.626	127.0	41:55.116
17	2	2:29.220	49.867	46.970	52.383	126.5	44:24.336
18	2	2:28.213	50.095	45.564	52.554	127.4	46:52.549
19	2	2:26.437	49.352	45.333	51.752	128.9	49:18.986
20	2	2:25.912	49.524	45.037	51.351	129.4	51:44.898
21	2	2:27.613	49.770	45.608	52.235	127.9	54:12.511
22	2	2:28.298	50.844	45.324	52.130	127.3	56:40.809

42

Eclat Racing ASD Alfa GT America

1.Gianluca BARDELLI I TC 2000

2.Nicola CIPPONE

1	1	2:54.042	1:06.925	50.753	56.364	108.5	2:54.042
2	1	2:51.299	57.134	53.748	1:00.417	110.2	5:45.341
3	1	3:00.730	1:03.979	56.927	59.824	104.5	8:46.071
4	1	2:54.382	59.981	54.537	59.864	108.3	11:40.453
5	1	2:56.409	58.600	55.458	1:02.351	107.0	14:36.862
6	1	3:00.104	1:00.234	56.372	1:03.498	104.8	17:36.966
7	1	3:07.233	1:03.368	57.187	1:06.678	100.8	20:44.199
8	1	3:25.984	1:05.654	1:05.650	1:14.680	91.7	24:10.183
9	1	4:46.513	B 1:05.967	58.378	2:42.168	65.9	28:56.696
10	1	3:13.360	1:14.429	58.061	1:00.870	97.7	32:10.056
11	1	2:51.172	57.716	53.890	59.566	110.3	35:01.228
12	1	2:55.976	1:01.328	54.346	1:00.302	107.3	37:57.204
13	1	2:51.980	58.907	53.635	59.438	109.8	40:49.184
14	1	2:54.891	1:00.001	54.395	1:00.495	108.0	43:44.075
15	1	2:55.313	59.221	55.529	1:00.563	107.7	46:39.388
16	1	2:54.575	59.711	54.599	1:00.265	108.2	49:33.963
17	1	2:53.976	58.438	54.256	1:01.282	108.5	52:27.939
18	1	2:53.490	58.357	54.078	1:01.055	108.8	55:21.429
19	1	2:52.269	59.992	53.409	58.868	109.6	58:13.698
20	1	2:45.758	56.717	52.487	56.554	113.9	1:00:59.456
21	1	2:45.120	54.859	52.296	57.965	114.4	1:03:44.576

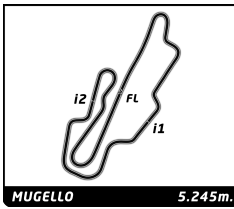
69

Formula GT 1750 GTAm

1.Bernhard LABER G2 TC 2000

2.Lukas STOJETZ

1	1	2:26.075	53.561	44.066	48.448	129.3	2:26.075
2	1	2:19.869	47.410	43.711	48.748	135.0	4:45.944
3	1	2:22.404	47.677	44.655	50.072	132.6	7:08.348
4	1	2:20.178	47.169	43.680	49.329	134.7	9:28.526
5	1	2:19.898	47.188	43.588	49.122	135.0	11:48.424
6	1	2:21.079	47.856	43.644	49.579	133.8	14:09.503
7	1	2:20.745	47.141	43.481	50.123	134.2	16:30.248
8	1	2:21.172	48.408	43.596	49.168	133.8	18:51.420
9	1	4:03.910	B 47.748	50.997	2:25.165	77.4	22:55.330
10	2	2:41.195	57.250	49.439	54.506	117.1	25:36.525
11	2	2:28.671	53.276	45.774	49.621	127.0	28:05.196
12	2	2:19.155	45.961	44.380	48.814	135.7	30:24.351
13	2	2:18.502	46.506	43.054	48.942	136.3	32:42.853
14	2	2:19.547	46.474	43.218	49.855	135.3	35:02.400
15	2	2:19.418	46.763	43.379	49.276	135.4	37:21.818
16	2	2:17.773	46.544	42.861	48.368	137.1	39:39.591
17	2	2:19.267	46.530	43.398	49.339	135.6	41:58.858
18	2	2:20.986	47.438	44.409	49.139	133.9	44:19.844
19	2	2:20.634	47.360	43.752	49.522	134.3	46:40.478
20	2	2:19.357	47.090	43.600	48.667	135.5	48:59.835
21	2	2:20.002	46.790	43.522	49.690	134.9	51:19.837
22	2	2:21.257	47.715	44.095	49.447	133.7	53:41.094
23	2	2:21.671	48.274	43.849	49.548	133.3	56:02.765
24	2	2:21.358	48.046	44.013	49.299	133.6	58:24.123
25	2	2:21.499	47.896	44.087	49.516	133.4	1:00:45.622



Alfa Revival Cup Mugello Racing Weekend Gara

Sector Analysis

— Invalidated Lap ■ Personal Best ■ Session Best B Crossing the pit lane

Lap	D	Time	Sector 1	Sector 2	Sector 3	Kph	Elapsed	Lap	D	Time	Sector 1	Sector 2	Sector 3	Kph	Elapsed
26	2	2:22.041	48.857	44.032	49.152	132.9	1:03:07.663	17	1	2:15.982	46.158	41.560	48.264	138.9	41:29.859

77 **Alfa Delta OKP** Giulia Sprint GTA
I GR 5 1600
1. WALTER BEN
2. Roberto RESTELLI

1	1	2:44.951	1:00.605	48.788	55.558	114.5	2:44.951
2	1	2:35.702	54.025	46.382	55.295	121.3	5:20.653

80 **Alfa Delta OKP** 1750 GTAm
G2 TC 2000
1. Umberto BRUSTIO
2. Marco BRUSTIO

1	2	2:42.476	1:01.720	48.003	52.753	116.2	2:42.476
2	2	2:27.100	49.600	45.861	51.639	128.4	5:09.576
3	2	2:26.253	49.624	44.964	51.665	129.1	7:35.829
4	2	2:24.987	48.796	44.935	51.256	130.2	10:00.816
5	2	2:24.153	48.102	44.523	51.528	131.0	12:24.969
6	2	2:23.214	48.497	44.038	50.679	131.8	14:48.183
7	2	2:24.370	48.946	44.188	51.236	130.8	17:12.553
8	2	2:23.363	48.360	44.102	50.901	131.7	19:35.916
9	2	4:33.123B	51.977	59.946	2:41.200	69.1	24:09.039
10	1	3:10.827	1:08.465	58.240	1:04.122	98.9	27:19.866
11	1	2:25.017	48.586	45.766	50.665	130.2	29:44.883
12	1	2:20.767	47.187	43.193	50.387	134.1	32:05.650
13	1	2:20.162	47.710	42.719	49.733	134.7	34:25.812
14	1	2:21.501	48.104	43.428	49.969	133.4	36:47.313
15	1	2:20.805	47.940	43.181	49.684	134.1	39:08.118
16	1	2:19.837	47.453	42.896	49.488	135.0	41:27.955
17	1	2:19.680	47.176	43.325	49.179	135.2	43:47.635
18	1	2:20.082	47.144	43.121	49.817	134.8	46:07.717
19	1	2:20.165	47.138	43.069	49.958	134.7	48:27.882
20	1	2:20.110	47.121	43.129	49.860	134.8	50:47.992
21	1	2:20.058	47.619	43.203	49.236	134.8	53:08.050
22	1	2:20.104	47.329	43.200	49.575	134.8	55:28.154
23	1	2:24.154	51.220	43.488	49.446	131.0	57:52.308
24	1	2:20.687	47.843	43.592	49.252	134.2	1:00:12.995
25	1	2:21.021	47.495	43.770	49.756	133.9	1:02:34.016

87 **Alfa Delta OKP** 1750 GTAm
G2 TC 2000
1. Davide BERTINELLI

1	1	2:20.994	51.854	41.726	47.414	133.9	2:20.994
2	1	2:12.978	44.582	40.796	47.600	142.0	4:33.972
3	1	2:13.687	44.646	41.335	47.706	141.2	6:47.659
4	1	2:13.633	45.067	40.889	47.677	141.3	9:01.292
5	1	2:14.989	45.604	41.321	48.064	139.9	11:16.281
6	1	2:14.961	44.907	42.391	47.663	139.9	13:31.242
7	1	2:13.760	45.037	40.998	47.725	141.2	15:45.002
8	1	2:14.117	44.998	41.141	47.978	140.8	17:59.119
9	1	2:19.445	45.633	41.623	52.189	135.4	20:18.564
10	1	5:02.875B	1:19.606	1:14.882	2:28.387	62.3	25:21.439
11	1	2:25.952	52.658	42.096	51.198	129.4	27:47.391
12	1	2:17.928	47.966	41.736	48.226	136.9	30:05.319
13	1	2:17.563	46.976	42.129	48.458	137.3	32:22.882
14	1	2:16.316	45.505	41.643	49.168	138.5	34:39.198
15	1	2:17.147	45.779	43.132	48.236	137.7	36:56.345
16	1	2:17.532	46.905	42.191	48.436	137.3	39:13.877

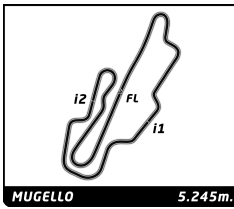
18	1	2:16.129	45.988	41.856	48.285	138.7	43:45.988
19	1	2:16.485	46.052	42.001	48.432	138.3	46:02.473
20	1	2:16.867	46.364	42.164	48.339	138.0	48:19.340
21	1	2:17.740	46.223	42.999	48.518	137.1	50:37.080
22	1	2:17.902	46.564	42.514	48.824	136.9	52:54.982
23	1	2:18.612	46.773	42.303	49.536	136.2	55:13.594
24	1	2:17.630	46.989	42.154	48.487	137.2	57:31.224
25	1	2:18.723	46.473	43.786	48.464	136.1	59:49.947
26	1	2:19.738	47.299	43.589	48.850	135.1	1:02:09.685

88 **Carrera Team** 1750 GTAm
G2 TC 2000
1. Francesco PANTALEO
2. Marco GUERRA

1	1	2:31.485	58.603	43.507	49.375	124.6	2:31.485
2	1	2:20.216	47.311	43.402	49.503	134.7	4:51.701
3	1	2:20.130	47.310	43.290	49.530	134.7	7:11.831
4	1	2:20.109	47.278	43.153	49.678	134.8	9:31.940
5	1	2:19.940	47.333	43.659	48.948	134.9	11:51.880
6	1	2:21.858	47.985	44.420	49.453	133.1	14:13.738
7	1	2:22.043	47.527	44.360	50.156	132.9	16:35.781
8	1	2:24.295	48.257	45.951	50.087	130.9	19:00.076
9	1	2:36.735	48.735	47.010	1:00.990	120.5	21:36.811
10	1	2:34.648	51.755	46.766	56.127	122.1	24:11.459
11	1	3:06.780	1:05.459	58.282	1:03.039	101.1	27:18.239
12	1	2:24.669	49.675	44.943	50.051	130.5	29:42.908
13	1	3:47.541B	47.914	43.787	2:15.840	83.0	33:30.449
14	2	2:25.794	54.909	42.228	48.657	129.5	35:56.243
15	2	2:17.068	46.992	41.553	48.523	137.8	38:13.311
16	2	2:19.632	47.090	42.698	49.844	135.2	40:32.943
17	2	2:18.215	47.073	42.677	48.465	136.6	42:51.158
18	2	2:17.814	46.831	42.477	48.506	137.0	45:08.972
19	2	2:17.827	46.811	42.671	48.345	137.0	47:26.799
20	2	2:18.173	47.600	42.295	48.278	136.7	49:44.972
21	2	2:17.423	47.066	42.172	48.185	137.4	52:02.395
22	2	2:31.607			48.383	124.5	54:34.002
23	2	2:21.308	49.173	42.990	49.145	133.6	56:55.310
24	2	2:18.620	47.335	42.615	48.670	136.2	59:13.930
25	2	2:44.640	47.535	51.507	1:05.598	114.7	1:01:58.570
26	2	2:30.608	51.123	46.001	53.484	125.4	1:04:29.178

93 **Formula GT** 1750 GTAm
G2 TC 2000
1. Hans LUGINBUEHL

1	1	2:39.064	1:00.741	48.303	50.020	118.7	2:39.064
2	1	2:19.327	47.104	43.260	48.963	135.5	4:58.391
3	1	2:18.611	46.932	42.578	49.101	136.2	7:17.002
4	1	2:17.948	46.786	42.543	48.619	136.9	9:34.950
5	1	2:20.614	48.026	43.109	49.479	134.3	11:55.564
6	1	2:22.402	46.966	46.064	49.372	132.6	14:17.966
7	1	2:18.383	46.937	42.813	48.633	136.4	16:36.349
8	1	2:25.389	48.130	47.381	49.878	129.9	19:01.738
9	1	3:57.101B	47.894	48.165	2:21.042	79.6	22:58.839
10	1	2:38.886	55.822	48.485	54.579	118.8	25:37.725
11	1	2:29.453	54.156	45.488	49.809	126.3	28:07.178
12	1	2:22.659	46.917	46.572	49.170	132.4	30:29.837
13	1	2:19.936	47.485	42.788	49.663	134.9	32:49.773



Alfa Revival Cup Mugello Racing Weekend Gara

Sector Analysis

— Invalidated Lap ■ Personal Best ■ Session Best B Crossing the pit lane

Lap	D	Time	Sector 1	Sector 2	Sector 3	Kph	Elapsed	Lap	D	Time	Sector 1	Sector 2	Sector 3	Kph	Elapsed
14	1	2:18.755	46.963	42.974	48.818	136.1	35:08.528	1	1	2:22.995	53.676	41.692	47.627	132.0	2:22.995
15	1	2:21.690	48.907	43.657	49.126	133.3	37:30.218	2	1	2:14.676	44.875	41.859	47.942	140.2	4:37.671
16	1	2:23.003	48.036	45.504	49.463	132.0	39:53.221	3	1	2:14.667	45.334	41.625	47.708	140.2	6:52.338
17	1	2:19.811	47.194	43.618	48.999	135.1	42:13.032	4	1	2:14.414	45.064	41.358	47.992	140.5	9:06.752
18	1	2:19.136	47.066	42.745	49.325	135.7	44:32.168	5	1	2:16.236	45.514	42.792	47.930	138.6	11:22.988
19	1	2:19.880	47.067	43.432	49.381	135.0	46:52.048	6	1	2:16.436	45.856	42.320	48.260	138.4	13:39.424
20	1	2:20.556	47.594	43.709	49.253	134.3	49:12.604	7	1	2:15.909	45.549	41.954	48.406	138.9	15:55.333
21	1	2:20.617	47.332	43.750	49.535	134.3	51:33.221	8	1	2:16.642	46.151	42.170	48.321	138.2	18:11.975
22	1	2:20.736	47.633	43.306	49.797	134.2	53:53.957	9	1	2:25.632	46.594	42.620	56.418	129.7	20:37.607
23	1	2:20.845	47.820	43.545	49.480	134.1	56:14.802	10	1	4:46.748 B	1:01.421	1:14.626	2:30.701	65.8	25:24.355
24	1	2:22.895	48.645	44.305	49.945	132.1	58:37.697	11	1	2:33.106	54.707	46.165	52.234	123.3	27:57.461
25	1	2:21.131	48.006	43.661	49.464	133.8	1:00:58.828	12	1	2:17.379	46.295	42.388	48.696	137.4	30:14.840
26	1	2:27.622	48.412	46.536	52.674	127.9	1:03:26.450	13	1	2:16.632	46.011	42.242	48.379	138.2	32:31.472

105 Alfa Delta OKP
1.Ambrogio PERFETTI
1750 GTAm
G2 TC 2000

1	1	2:26.766	55.325	43.444	47.997	128.7	2:26.766
2	1	2:15.561	46.055	41.023	48.483	139.3	4:42.327
3	1	2:15.233	45.808	40.978	48.447	139.6	6:57.560
4	1	2:15.438	45.651	41.147	48.640	139.4	9:12.998
5	1	2:17.565	46.144	41.618	49.803	137.3	11:30.563
6	1	2:17.450	46.300	41.774	49.376	137.4	13:48.013
7	1	2:20.111	47.249	42.482	50.380	134.8	16:08.124
8	1	2:21.154	47.535	42.802	50.817	133.8	18:29.278

112 Carrera Team
1.Antonio PALMA
2.Guglielmo MAGGIO
GT Veloce 2000
H1 T 2000

1	2	2:54.265	1:07.242	51.113	55.910	108.4	2:54.265
2	2	2:38.648	53.152	49.171	56.325	119.0	5:32.913
3	2	2:43.086	53.626	52.423	57.037	115.8	8:15.999
4	2	2:55.779	52.978	47.456	1:15.345	107.4	11:11.778
5	2	2:38.714	53.802	48.826	56.086	119.0	13:50.492
6	2	2:37.384	53.233	48.520	55.631	120.0	16:27.876
7	2	2:39.168	54.643	49.137	55.388	118.6	19:07.044
8	2	4:17.479 B	52.956	51.733	2:32.790	73.3	23:24.523
9	1	3:20.428	1:23.255	55.912	1:01.261	94.2	26:44.951
10	1	2:43.930	57.009	50.375	56.546	115.2	29:28.881
11	1	2:38.386	53.762	49.083	55.541	119.2	32:07.267
12	1	2:37.937	53.606	49.069	55.262	119.6	34:45.204
13	1	2:36.569	53.367	48.375	54.827	120.6	37:21.773
14	1	2:38.885	53.861	50.230	54.794	118.8	40:00.658
15	1	2:37.544	54.033	48.170	55.341	119.9	42:38.202
16	1	3:01.751	52.315	1:11.137	58.299	103.9	45:39.953
17	1	2:39.665	54.503	49.051	56.111	118.3	48:19.618
18	1	2:39.992	53.456	49.843	56.693	118.0	50:59.610
19	1	2:37.709	53.516	48.703	55.490	119.7	53:37.319
20	1	2:37.951	53.272	48.859	55.820	119.5	56:15.270
21	1	2:38.632	53.900	48.991	55.741	119.0	58:53.902
22	1	2:38.028	53.606	48.608	55.814	119.5	1:01:31.930
23	1	2:38.038	53.291	48.619	56.128	119.5	1:04:09.968

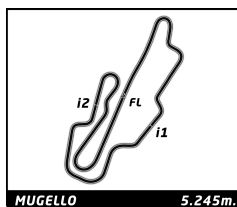
116 Scuderia Biondetti
1.Franco MONGUZZI
1750 GTAm
G2 TC 2000

125 Carrera Team
1.Giovanni SERIO
2.Franco MISCHIS
Giulia Sprint GTA
F TC 1600

1	2	2:44.054	1:02.566	48.337	53.151	115.1	2:44.054
2	2	2:29.451	50.950	46.658	51.843	126.3	5:13.505
3	2	2:29.122	50.303	47.070	51.749	126.6	7:42.627
4	2	2:26.951	49.612	45.843	51.496	128.5	10:09.578
5	2	2:28.163	49.633	45.400	53.130	127.4	12:37.741
6	2	2:28.539	51.827	44.830	51.882	127.1	15:06.280
7	2	2:28.319	49.358	45.985	52.976	127.3	17:34.599
8	2	2:31.971	49.470	47.669	54.832	124.2	20:06.570
9	2	2:59.396	1:06.002	54.921	58.473	105.3	23:05.966
10	2	3:56.306 B	50.835	47.255	2:18.216	79.9	27:02.272
11	1	2:47.837	1:01.294	50.480	56.063	112.5	29:50.109
12	1	2:38.446	52.903	49.334	56.209	119.2	32:28.555
13	1	2:36.934	52.809	48.856	55.269	120.3	35:05.489
14	1	2:40.360	54.356	49.265	56.739	117.7	37:45.849
15	1	2:36.348	52.301	48.877	55.170	120.8	40:22.197
16	1	2:35.440	51.962	48.428	55.050	121.5	42:57.637
17	1	2:39.161	54.088	49.340	55.733	118.6	45:36.798
18	1	2:34.238	51.668	47.775	54.795	122.4	48:11.036
19	1	2:35.005	51.674	49.360	53.971	121.8	50:46.041
20	1	2:34.731	52.021	48.410	54.300	122.0	53:20.772

138 Alfa Delta OKP
1.Fred Arve MONSEN
Giulia Sprint GTA
G2 GTS 1600

1	1	2:33.761	1:00.053	43.601	50.107	122.8	2:33.761
2	1	2:20.043	47.524	42.820	49.699	134.8	4:53.804
3	1	2:21.865	48.293	43.517	50.055	133.1	7:15.669



Alfa Revival Cup Mugello Racing Weekend Gara

Sector Analysis

— Invalidated Lap ■ Personal Best ■ Session Best B Crossing the pit lane

Lap	D	Time	Sector 1	Sector 2	Sector 3	Kph	Elapsed	Lap	D	Time	Sector 1	Sector 2	Sector 3	Kph	Elapsed
4	1	2:18.841	47.170	42.345	49.326	136.0	9:34.510	3	1	2:44.022	54.268	52.419	57.335	115.1	8:15.824
5	1	2:21.278	49.036	42.807	49.435	133.7	11:55.788	4	1	2:43.137	55.007	52.134	55.996	115.7	10:58.961
6	1	2:22.920	47.405	45.729	49.786	132.1	14:18.708	5	1	2:43.746	53.845	53.515	56.386	115.3	13:42.707
7	1	2:18.627	47.315	42.233	49.079	136.2	16:37.335	6	1	2:43.940	54.603	52.383	56.954	115.2	16:26.647
8	1	2:24.653	47.679	46.564	50.410	130.5	19:01.988	7	1	2:46.710	55.459	54.929	56.322	113.3	19:13.357
9	1	4:16.358B	47.849	44.758	2:43.751	73.7	23:18.346	8	1	2:50.976	56.944	55.372	58.660	110.4	22:04.333
10	1	2:38.019	58.143	47.095	52.781	119.5	25:56.365	9	1	4:18.394B	1:02.023	57.254	2:19.117	73.1	26:22.727
11	1	2:24.216	49.363	43.783	51.070	130.9	28:20.581	10	2	2:38.360	1:03.683	44.520	50.157	119.2	29:01.087
12	1	2:24.859	47.708	46.813	50.338	130.3	30:45.440	11	2	2:21.750	47.753	44.071	49.926	133.2	31:22.837
13	1	2:19.781	48.049	42.376	49.356	135.1	33:05.221	12	2	2:20.799	47.379	43.485	49.935	134.1	33:43.636
14	1	2:19.723	48.008	42.582	49.133	135.1	35:24.944	13	2	2:21.626	47.973	43.902	49.751	133.3	36:05.262
15	1	2:20.374	47.446	42.895	50.033	134.5	37:45.318	14	2	2:20.284	47.308	43.526	49.450	134.6	38:25.546
16	1	2:19.812	47.798	42.998	49.016	135.1	40:05.130	15	2	2:21.343	47.511	43.460	50.372	133.6	40:46.889
17	1	2:21.238	48.051	43.370	49.817	133.7	42:26.368	16	2	2:21.493	47.938	43.576	49.979	133.4	43:08.382
18	1	2:22.219	47.917	44.706	49.596	132.8	44:48.587	17	2	2:22.761	47.694	45.110	49.957	132.3	45:31.143
19	1	2:20.523	48.831	42.206	49.486	134.4	47:09.110	18	2	2:21.960	47.811	44.074	50.075	133.0	47:53.103
20	1	2:20.141	47.859	42.538	49.744	134.7	49:29.251	19	2	2:22.760	48.527	43.905	50.328	132.3	50:15.863
21	1	2:20.310	47.661	42.852	49.797	134.6	51:49.561	20	2	2:19.998	47.519	43.042	49.437	134.9	52:35.861
22	1	2:22.175	47.745	44.533	49.897	132.8	54:11.736	21	2	2:21.339	47.813	43.550	49.976	133.6	54:55.200
23	1	2:21.693	48.641	43.398	49.654	133.3	56:33.429	22	2	2:24.282	49.003	44.674	50.605	130.9	57:21.482
24	1	2:20.692	48.512	43.079	49.101	134.2	58:54.121	23	2	2:23.543	48.769	44.611	50.163	131.5	59:45.025
25	1	2:26.823	49.816	43.596	53.411	128.6	1:01:20.944	24	2	2:46.776	50.801	46.546	1:09.429	113.2	1:02:31.801
26	1	2:26.321	48.329	44.972	53.020	129.0	1:03:47.265								

151 Alfa Race Team GT Veloce 2000
1. André KARDOL H2 TC 2000

1	1	2:44.492	1:02.398	48.289	53.805	114.8	2:44.492
2	1	2:31.225	51.042	47.119	53.064	124.9	5:15.717
3	1	2:33.065	50.953	47.478	54.634	123.4	7:48.782
4	1	2:34.442	51.952	47.692	54.798	122.3	10:23.224
5	1	2:34.089	52.126	47.816	54.147	122.5	12:57.313
6	1	2:34.001	52.011	47.724	54.266	122.6	15:31.314
7	1	2:35.777	51.868	49.457	54.452	121.2	18:07.091
8	1	4:00.590B	51.462	47.723	2:21.405	78.5	22:07.681
9	1	3:01.829	1:02.269	54.409	1:05.151	103.8	25:09.510
10	1	2:35.979	52.995	48.248	54.736	121.1	27:45.489
11	1	2:32.136	51.466	47.025	53.645	124.1	30:17.625
12	1	2:34.328	51.032	48.161	55.135	122.3	32:51.953
13	1	2:32.788	51.773	47.409	53.606	123.6	35:24.741
14	1	2:31.842	50.903	47.083	53.856	124.4	37:56.583
15	1	2:32.664	51.088	47.699	53.877	123.7	40:29.247
16	1	2:32.561	52.401	46.782	53.378	123.8	43:01.808
17	1	2:34.192	51.131	49.121	53.940	122.5	45:36.000
18	1	2:32.728	51.157	47.237	54.334	123.6	48:08.728
19	1	2:33.275	51.800	47.534	53.941	123.2	50:42.003
20	1	2:35.283	52.929	48.507	53.847	121.6	53:17.286
21	1	2:31.297	51.204	46.831	53.262	124.8	55:48.583
22	1	2:32.220	51.644	47.346	53.230	124.0	58:20.803
23	1	2:34.120	51.966	48.912	53.242	122.5	1:00:54.923
24	1	2:31.816	51.440	47.041	53.335	124.4	1:03:26.739

163 Formula GT Giulia Sprint GTA
1. Atul SAINI G1 GR 5 1600
2. Peter PRALLER

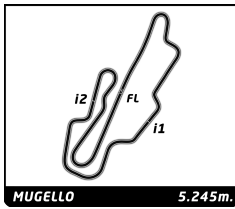
1	1	2:52.186	1:04.342	52.457	55.387	109.7	2:52.186
2	1	2:39.616	52.950	50.867	55.799	118.3	5:31.802

188 Alfa Delta OKP Giulia Sprint GTA
1. Fabrizio ZAMUNER G2 GTS 1600
2. Arturo MERZARIO

1	1	2:46.159	1:04.978	48.855	52.326	113.6	2:46.159
2	1	2:29.059	49.813	46.896	52.350	126.7	5:15.218
3	1	2:25.803	49.084	45.425	51.294	129.5	7:41.021
4	1	2:25.751	49.887	44.771	51.093	129.5	10:06.772
5	1	2:23.032	48.224	43.563	51.245	132.0	12:29.804
6	1	2:22.884	48.397	43.501	50.986	132.1	14:52.688
7	1	2:23.352	48.503	43.740	51.109	131.7	17:16.040
8	1	2:23.926	48.558	43.921	51.447	131.2	19:39.966
9	1	4:20.694B	50.132	58.185	2:32.377	72.4	24:00.660
10	2	2:56.518	1:00.305	57.070	59.143	107.0	26:57.178
11	2	2:32.716	52.341	47.800	52.575	123.6	29:29.894
12	2	2:28.309	49.366	46.911	52.032	127.3	31:58.203
13	2	2:28.739	49.241	46.018	53.480	126.9	34:26.942
14	2	2:28.167	49.654	46.255	52.258	127.4	36:55.109
15	2	2:32.148	50.965	47.065	54.118	124.1	39:27.257
16	2	2:30.384	50.221	46.462	53.701	125.6	41:57.641
17	2	2:28.642	50.795	45.830	52.017	127.0	44:26.283
18	2	2:29.302	49.804	47.690	51.808	126.5	46:55.585
19	2	2:27.258	49.592	45.735	51.931	128.2	49:22.843
20	2	2:31.346	50.097	46.036	55.213	124.8	51:54.189
21	2	2:31.797	50.968	47.608	53.221	124.4	54:25.986
22	2	2:30.567	50.915	46.248	53.404	125.4	56:56.553
23	2	2:29.794	50.414	46.279	53.101	126.1	59:26.347
24	2	2:29.650	51.089	47.216	51.345	126.2	1:01:55.997
25	2	2:26.112	48.847	45.760	51.505	129.2	1:04:22.109

306 Carrera Team Giulia Sprint GTA
1. Massimo GUERRA I GR 5 1600
2. Marco GUERRA

1	2	2:19.500	52.317	40.064	47.119	135.4	2:19.500
2	2	2:13.826	44.896	40.957	47.973	141.1	4:33.326



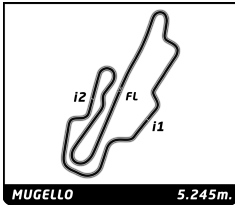
Alfa Revival Cup

Mugello Racing Weekend

Gara

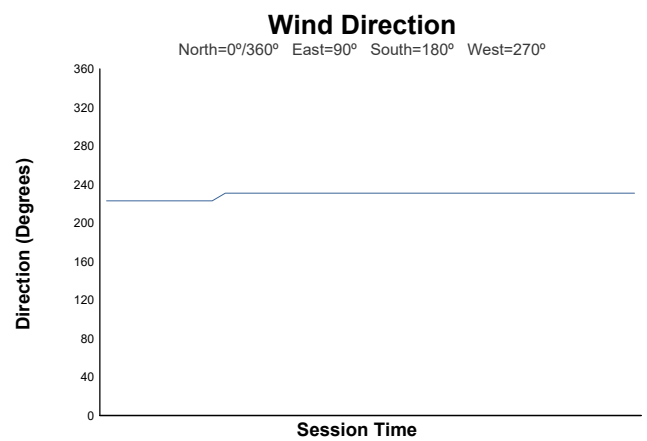
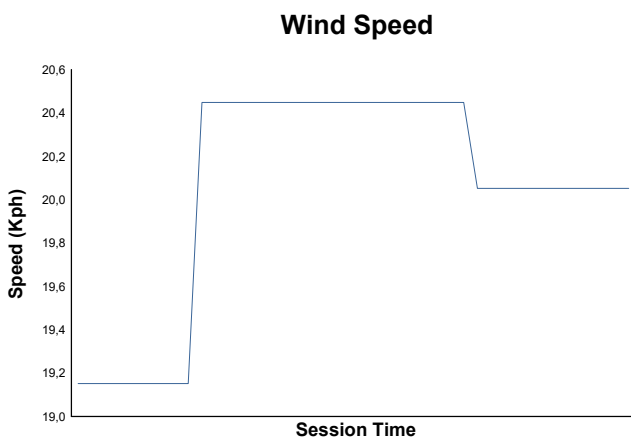
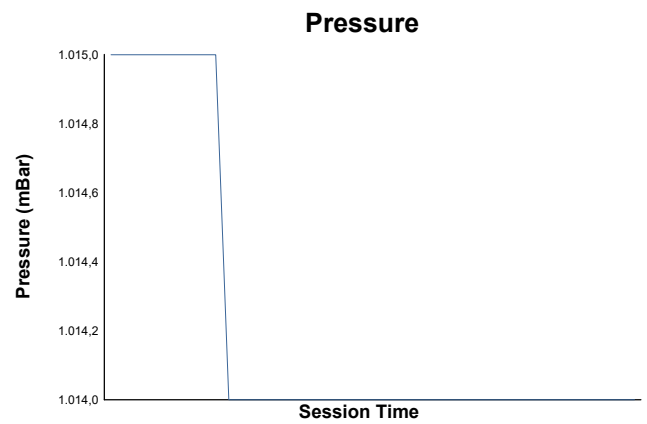
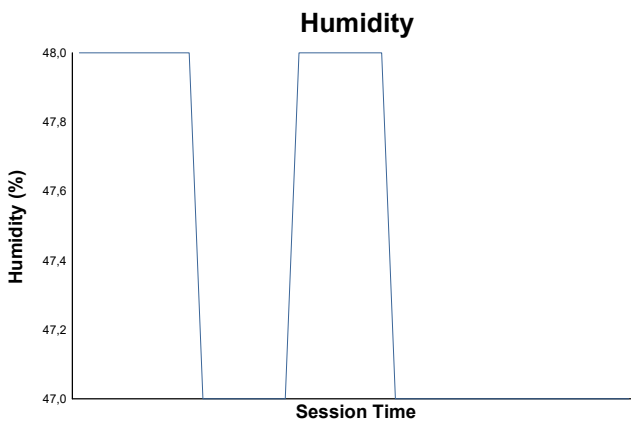
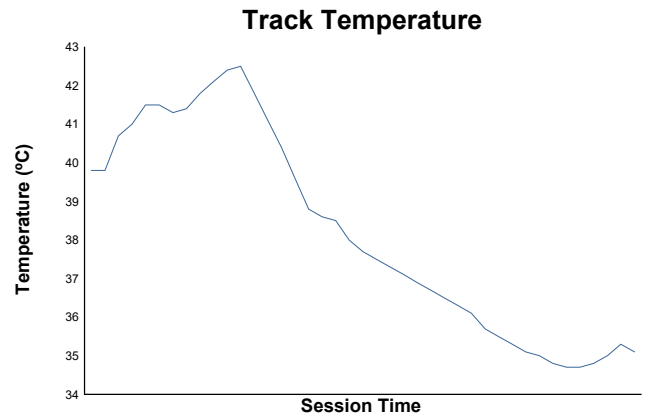
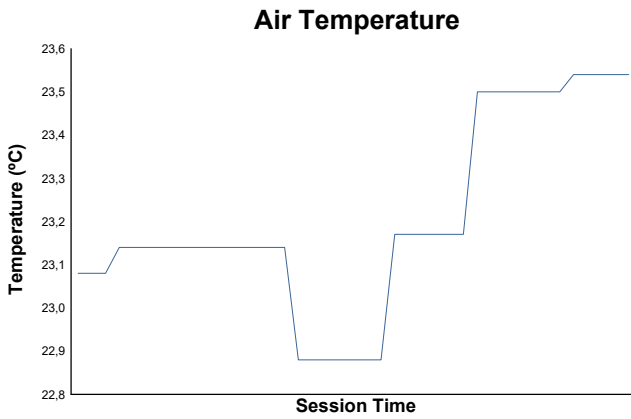
Pit Stop Analysis

No	In Time	In Driver	Out Time	Out Driver	Pit Time	T.Pit Time	No	In Time	In Driver	Out Time	Out Driver	Pit Time	T.Pit Time
1		Alfa Delta OKP 1750 GTAm				G2 TC 2000	88		Carrera Team 1750 GTAm				G2 TC 2000
1	14:37:37.567	P. BACHOFEN	14:39:09.022	D. INHELDER	1:31.455	1:31.455	1	14:48:13.076	F. PANTALEO	14:49:46.850	M. GUERRA	1:33.774	1:33.774
7		Scuderia Nuvolari Giulietta Spider Veloce				E GTS 1300	93		Formula GT 1750 GTAm				G2 TC 2000
1	14:33:47.735	R. LONARDI	14:35:22.820	R. LONARDI	1:35.085	1:35.085	1	14:37:47.210	H. LUGNIBUEHL	14:39:14.038	H. LUGNIBUEHL	1:26.828	1:26.828
2	14:41:33.988	R. LONARDI	14:43:08.264	R. LONARDI	1:34.276	3:09.361							
3	15:01:32.986	R. LONARDI	15:03:29.535	R. LONARDI	1:56.549	5:05.910							
10		Irpinia Northwest Jolly Giulietta TI				E TC 1300	112		Carrera Team GT Veloce 2000				H1 T 2000
1	14:39:16.260	A. MORTEO	14:40:54.446	E. MORTEO	1:38.186	1:38.186	1	14:37:59.700	G. MAGGIO	14:39:41.859	A. PALMA	1:42.159	1:42.159
11		Alfa Delta OKP 1750 GTAm				G2 TC 2000	116		Scuderia Biondetti 1750 GTAm				G2 TC 2000
1	14:37:38.481	F. SICCARDI	14:39:07.176	F. SICCARDI	1:28.695	1:28.695	1	14:40:08.725	F. MONGUZZI	14:41:39.573	F. MONGUZZI	1:30.848	1:30.848
12		Alfa Delta OKP 1750 GTAm				G2 TC 2000	125		Carrera Team Giulia Sprint GTA				F TC 1600
1	14:50:21.582	G. SORDI	14:51:53.146	G. SORDI	1:31.564	1:31.564	1	14:41:45.928	F. MISCHIS	14:43:18.524	G. SERIO	1:32.596	1:32.596
16		Carrera Team Giulia Sprint GTA				F TC 1600	138		Alfa Delta OKP Giulia Sprint GTA				G2 GTS 1600
1	14:49:06.184	B. FERRARI	14:50:35.941	G. BENEDINI	1:29.757	1:29.757	1	14:37:43.991	F. MONSEN	14:39:34.125	F. MONSEN	1:50.134	1:50.134
23		Alfa Delta OKP 1750 GTAm				G2 TC 2000	151		Alfa Race Team GT Veloce 2000				H2 TC 2000
1	14:39:13.423	M. SALOMONE	14:40:40.498	G. BARRI	1:27.075	1:27.075	1	14:36:50.943	A. KARDOL	14:38:23.484	A. KARDOL	1:32.541	1:32.541
27		Formula GT 1750 GTAm				G2 TC 2000	163		Formula GT Giulia Sprint GTA				G1 GR 5 1600
1	14:37:45.902	A. FRANCESCHETTI	14:39:12.262	A. FRANCESCHETTI	1:26.360	1:26.360	1	14:41:16.957	A. SAINI	14:42:42.147	P. PRALLER	1:25.190	1:25.190
28		Gatti Team GT Veloce 2000				H1 T 2000	188		Alfa Delta OKP Giulia Sprint GTA				G2 GTS 1600
1	14:37:56.994	S. CARBONE	14:39:46.674	S. CARBONE	1:49.680	1:49.680	1	14:38:39.974	F. ZAMUNER	14:40:16.510	A. MERZARIO	1:36.536	1:36.536
30		Carrera Team Giulia Sprint GTA				I GR 5 1600	306		Carrera Team Giulia Sprint GTA				I GR 5 1600
1	14:38:45.933	F. BURATTI	14:40:19.624	M. BETTATI	1:33.691	1:33.691	1	14:43:04.465	M. GUERRA	14:44:31.721	M. GUERRA	1:27.256	1:27.256
42		Eclat Racing ASD Alfetta GT America				I TC 2000	326		Irpinia Northwest Jolly Alfetta GT Turbodelta				I GTS 2800
1	14:43:29.239	G. BARDELLI	14:45:12.914	G. BARDELLI	1:43.675	1:43.675	1	14:45:19.163	L. MORAMARCO	14:46:54.747	A. MORTEO	1:35.584	1:35.584
69		Formula GT 1750 GTAm				G2 TC 2000	356		Circolo della Biella 1750 GTAm				G2 TC 2000
1	14:37:40.239	B. LABER	14:39:10.810	L. STOJETZ	1:30.571	1:30.571	1	14:37:49.446	C. BARBOLINI CIONINI	14:39:27.797	C. BARBOLINI CIONINI	1:38.351	1:38.351
80		Alfa Delta OKP 1750 GTAm				G2 TC 2000							
1	14:38:39.118	M. BRUSTIO	14:40:24.529	U. BRUSTIO	1:45.411	1:45.411							
87		Alfa Delta OKP 1750 GTAm				G2 TC 2000							
1	14:40:06.942	D. BERTINELLI	14:41:36.845	D. BERTINELLI	1:29.903	1:29.903							



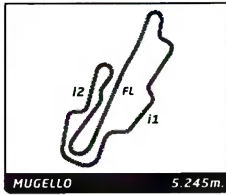
Alfa Revival Cup Mugello Racing Weekend Gara

Weather Report



Track Status: **DRY**

Doc. Log. n. 5.54/



**Alfa Revival Cup
Mugello Racing Weekend
Gara (1 Hour)**

Final Starting Grid

2:49.575 Alessandro MORTEO	Irpinia Northwest Jolly	10	- 14 -	7	Scuderia Nuvolari	Roberto LONARDI	2:50.117
2:44.469 Gianluca BARDELLI	Eclat Racing ASD	42	- 13 -	112	Carrera Team	Guglielmo MAGGIO	2:49.067
2:29.711 André KARDOL	Alfa Race Team	151	- 12 -	28	Gatti Team	Salvatore CARBONE	2:39.487
2:26.590 Bruno FERRARI	Carrera Team	16	- 11 -	125	Carrera Team	Franco MISCHIS	2:27.818
2:22.486 Federico BURATTI	Carrera Team	30	- 10 -	188	Alfa Delta OKP	Fabrizio ZAMUNER	2:22.678
2:20.719 Fred Arve MONSEN	Alfa Delta OKP	138	- 9 -	163	Formula GT	Atul SAINI	2:22.485
2:20.096 Marco BRUSTIO	Alfa Delta OKP	80	- 8 -	11	Alfa Delta OKP	Francesco SICCARDI	2:20.680
2:17.675 Hans LUGINBUEHL	Formula GT	93	- 7 -	27	Formula GT	Alberto FRANCESCHETTI	2:18.509
2:16.769 Francesco PANTALEO	Carrera Team	88	- 6 -	356	Circolo della Biella	Carlo BARBOLINI CIONINI	2:17.084
2:15.306 WALTER BEN	Alfa Delta OKP	77	- 5 -	1	Alfa Delta OKP	Peter BACHOFEN	2:16.629
2:14.903 Ambrogio PERFETTI	Alfa Delta OKP	105	- 4 -	116	Scuderia Biondetti	Franco MONGUZZI	2:15.200
2:14.337 Lorenzo MORAMARCO	Irpinia Northwest Jolly	326	- 3 -	12	Alfa Delta OKP	Giulio SORDI	2:14.489
2:12.983 Marco GUERRA	Carrera Team	306	- 2 -	69	Formula GT	Bernhard LABER	2:13.766
2:11.306 Mario SALOMONE	Alfa Delta OKP	23	- 1 -	87	Alfa Delta OKP	Davide BERTINELLI	2:12.819

Pole



Commissari Sportivi:

ARBERI Maria Grazia
Lic. 26127

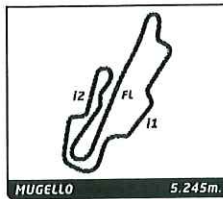
LEONI Simone
Lic. 205664

TRINCI Franco
Lic. 52925

Il DS Cronometraggio

INNOCENTI Chiara
Lic. 523246

Doc. n. 5.36/
Log. n. 5.36/



**Alfa Revival Cup
Mugello Racing Weekend
Prove Ufficiali**

**CLASSIFICA DEFINITIVA
FINAL RESULT**

Provisional Classification

No Drivers	Team	Car	Cl.	Time	Lap Total	Gap	Kph
1 23 M. SALOMONE / G. BARRI	Alfa Delta OKP	1750 GTAm	G2 TC 200C	2:11.306	7 7	- -	143.8
2 87 D. BERTINELLI	Alfa Delta OKP	1750 GTAm	G2 TC 200C	2:12.819	4 9	+1.513 +1.513	142.2
3 306 M. GUERRA / M. GUERRA	Carrera Team	Giulia Sprint GTA	I GR 5 160C	2:12.983	10 10	+1.677 +0.164	142.0
4 69 B. LABER / L. STOJETZ	Formula GT	1750 GTAm	G2 TC 200C	2:13.766	2 2	+2.460 +0.783	141.2
5 326 A. MORTEO / L. MORAMARCO	Irpinia Northwest Jolly	Alfetta GT Turbodelta	I GTS 2800	2:14.337	2 3	+3.031 +0.571	140.6
6 12 G. SORDI / M. SORDI	Alfa Delta OKP	1750 GTAm	G2 TC 200C	2:14.489	9 11	+3.183 +0.152	140.4
7 105 A. PERFETTI	Alfa Delta OKP	1750 GTAm	G2 TC 200C	2:14.903	10 10	+3.597 +0.414	140.0
8 116 F. MONGUZZI	Scuderia Biondetti	1750 GTAm	G2 TC 200C	2:15.200	4 12	+3.894 +0.297	139.7
9 77 W. WALTER BEN	Alfa Delta OKP	Giulia Sprint GTA	I GR 5 160C	2:15.306	5 12	+4.000 +0.106	139.6
10 1 P. BACHOFEN / D. INHELDER	Alfa Delta OKP	1750 GTAm	G2 TC 200C	2:16.629	13 13	+5.323 +1.323	138.2
11 88 F. PANTALEO / M. GUERRA	Carrera Team	1750 GTAm	G2 TC 200C	2:16.769	2 10	+5.463 +0.140	138.1
12 356 C. BARBOLINI CIONINI	Circolo della Biella	1750 GTAm	G2 TC 200C	2:17.084	13 13	+5.778 +0.315	137.7
13 93 H. LUGINBUEHL	Formula GT	1750 GTAm	G2 TC 200C	2:17.675	2 12	+6.369 +0.591	137.1
14 27 A. FRANCESCHETTI	Formula GT	1750 GTAm	G2 TC 200C	2:18.509	10 10	+7.203 +0.834	136.3
15 80 U. BRUSTIO / M. BRUSTIO	Alfa Delta OKP	1750 GTAm	G2 TC 200C	2:20.096	10 11	+8.790 +1.587	134.8
16 11 F. SICCARDI	Alfa Delta OKP	1750 GTAm	G2 TC 200C	2:20.680	8 8	+9.374 +0.584	134.2
17 138 F. MONSEN	Alfa Delta OKP	Giulia Sprint GTA	G2 GTS 16	2:20.719	8 12	+9.413 +0.039	134.2
18 163 A. SAINI / P. PRALLER	Formula GT	Giulia Sprint GTA	G1 GR 5 1E	2:22.485	7 8	+11.179 +1.766	132.5
19 30 F. BURATTI / M. BETTATI	Carrera Team	Giulia Sprint GTA	I GR 5 160C	2:22.486	4 12	+11.180 +0.001	132.5
20 188 F. ZAMUNER / A. MERZARIO	Alfa Delta OKP	Giulia Sprint GTA	G2 GTS 16	2:22.678	4 8	+11.372 +0.192	132.3
21 16 G. BENEDINI / B. FERRARI	Carrera Team	Giulia Sprint GTA	F TC 1600	2:26.590	12 12	+15.284 +3.912	128.8
22 125 G. SERIO / F. MISCHIS	Carrera Team	Giulia Sprint GTA	F TC 1600	2:27.818	9 12	+16.512 +1.228	127.7
23 151 A. KARDOL	Alfa Race Team	GT Veloce 2000	H2 TC 200C	2:29.711	8 11	+18.405 +1.893	126.1
24 28 S. CARBONE	Gatti Team	GT Veloce 2000	H1 T 2000	2:39.487	8 10	+28.181 +9.776	118.4
25 42 G. BARDELLI / N. CIPPONE	Eclat Racing ASD	Alfetta GT America	I TC 2000	2:44.469	3 5	+33.163 +4.982	114.8
26 112 A. PALMA / G. MAGGIO	Carrera Team	GT Veloce 2000	H1 T 2000	2:49.067	2 7	+37.761 +4.598	111.7
27 10 E. MORTEO / A. MORTEO	Irpinia Northwest Jolly	Giulietta TI	ETC 1300	2:49.575	2 6	+38.269 +0.508	111.3
28 7 R. LONARDI	Scuderia Nuvolari	Giulietta Spider Veloce	E GTS 130I	2:50.117	3 6	+38.811 +0.542	111.0

Fastest Lap: Lap 7 Mario SALOMONE 2:11.306 143.8 Kph



Handwritten signature: Joe Thunici

DRIVER #88 LAP 4 TIME DELETED DUE TO TRACK LIMITS AT T5
DRIVER #105 LAP 7 TIME DELETED DUE TO TRACK LIMITS AT T14

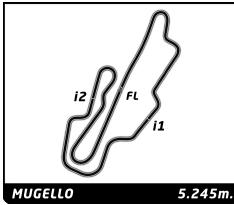
Track Status: **DRY**

Published at:

Direttore di Gara:
CANU Antonio
Lic. 52925



Il DS Cronometraggio
INNOCENTI Chiara
Lic. 523246



Alfa Revival Cup Mugello Racing Weekend Prove Ufficiali

Provisional Classification

No Drivers	Team	Car	Cl.	Time	Lap Total	Gap	Kph
1 23 M. SALOMONE / G. BARRI	Alfa Delta OKP	1750 GTAm	G2 TC 200i	2:11.306	7 7	- -	143.8
2 87 D. BERTINELLI	Alfa Delta OKP	1750 GTAm	G2 TC 200i	2:12.819	4 9	+1.513 +1.513	142.2
3 306 M. GUERRA / M. GUERRA	Carrera Team	Giulia Sprint GTA	I GR 5 160i	2:12.983	10 10	+1.677 +0.164	142.0
4 69 B. LABER / L. STOJETZ	Formula GT	1750 GTAm	G2 TC 200i	2:13.766	2 2	+2.460 +0.783	141.2
5 326 A. MORTEO / L. MORAMARCO	Irpinia Northwest Jolly	Alfetta GT Turbodelta	I GTS 2800	2:14.337	2 3	+3.031 +0.571	140.6
6 12 G. SORDI / M. SORDI	Alfa Delta OKP	1750 GTAm	G2 TC 200i	2:14.489	9 11	+3.183 +0.152	140.4
7 105 A. PERFETTI	Alfa Delta OKP	1750 GTAm	G2 TC 200i	2:14.903	10 10	+3.597 +0.414	140.0
8 116 F. MONGUZZI	Scuderia Biondetti	1750 GTAm	G2 TC 200i	2:15.200	4 12	+3.894 +0.297	139.7
9 77 . WALTER BEN	Alfa Delta OKP	Giulia Sprint GTA	I GR 5 160i	2:15.306	5 12	+4.000 +0.106	139.6
10 1 P. BACHOFEN / D. INHELDER	Alfa Delta OKP	1750 GTAm	G2 TC 200i	2:16.629	13 13	+5.323 +1.323	138.2
11 88 F. PANTALEO / M. GUERRA	Carrera Team	1750 GTAm	G2 TC 200i	2:16.769	2 10	+5.463 +0.140	138.1
12 356 C. BARBOLINI CIONINI	Circolo della Biella	1750 GTAm	G2 TC 200i	2:17.084	13 13	+5.778 +0.315	137.7
13 93 H. LUGINBUEHL	Formula GT	1750 GTAm	G2 TC 200i	2:17.675	2 12	+6.369 +0.591	137.1
14 27 A. FRANCESCHETTI	Formula GT	1750 GTAm	G2 TC 200i	2:18.509	10 10	+7.203 +0.834	136.3
15 80 U. BRUSTIO / M. BRUSTIO	Alfa Delta OKP	1750 GTAm	G2 TC 200i	2:20.096	10 11	+8.790 +1.587	134.8
16 11 F. SICCARDI	Alfa Delta OKP	1750 GTAm	G2 TC 200i	2:20.680	8 8	+9.374 +0.584	134.2
17 138 F. MONSEN	Alfa Delta OKP	Giulia Sprint GTA	G2 GTS 16i	2:20.719	8 12	+9.413 +0.039	134.2
18 163 A. SAINI / P. PRALLER	Formula GT	Giulia Sprint GTA	G1 GR 5 16i	2:22.485	7 8	+11.179 +1.766	132.5
19 30 F. BURATTI / M. BETTATI	Carrera Team	Giulia Sprint GTA	I GR 5 160i	2:22.486	4 12	+11.180 +0.001	132.5
20 188 F. ZAMUNER / A. MERZARIO	Alfa Delta OKP	Giulia Sprint GTA	G2 GTS 16i	2:22.678	4 8	+11.372 +0.192	132.3
21 16 G. BENEDINI / B. FERRARI	Carrera Team	Giulia Sprint GTA	F TC 1600	2:26.590	12 12	+15.284 +3.912	128.8
22 125 G. SERIO / F. MISCHIS	Carrera Team	Giulia Sprint GTA	F TC 1600	2:27.818	9 12	+16.512 +1.228	127.7
23 151 A. KARDOL	Alfa Race Team	GT Veloce 2000	H2 TC 200i	2:29.711	8 11	+18.405 +1.893	126.1
24 28 S. CARBONE	Gatti Team	GT Veloce 2000	H1 T 2000	2:39.487	8 10	+28.181 +9.776	118.4
25 42 G. BARDELLI / N. CIPPONE	Eclat Racing ASD	Alfetta GT America	1 TC 2000	2:44.469	3 5	+33.163 +4.982	114.8
26 112 A. PALMA / G. MAGGIO	Carrera Team	GT Veloce 2000	H1 T 2000	2:49.067	2 7	+37.761 +4.598	111.7
27 10 E. MORTEO / A. MORTEO	Irpinia Northwest Jolly	Giulietta TI	E TC 1300	2:49.575	2 6	+38.269 +0.508	111.3
28 7 R. LONARDI	Scuderia Nuvolari	Giulietta Spider Veloce	E GTS 1300i	2:50.117	3 6	+38.811 +0.542	111.0

Fastest Lap: Lap 7 Mario SALOMONE **2:11.306** 143.8 Kph

DRIVER #88 LAP 4 TIME DELETED DUE TO TRACK LIMITS AT T5
DRIVER #105 LAP 7 TIME DELETED DUE TO TRACK LIMITS AT T14

Published at:

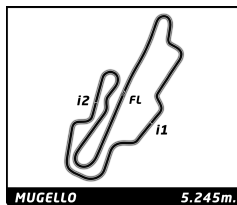
Track Status: **DRY**

Direttore di Gara:

CANU Antonio
Lic. 52925

Il DS Cronometraggio

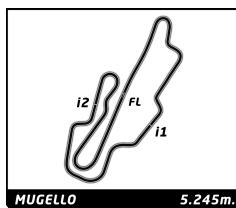
INNOCENTI Chiara
Lic. 523246



Alfa Revival Cup Mugello Racing Weekend Prove Ufficiali

Best Sector Times

Sector 1		Sector 2		Sector 3		No Team	Class	Ideal Lap	Best Lap		
No	Driver	Time	No	Driver	Time	No					
1	23 M.SALOMONE	44.203	23 M.SALOMONE	39.831	87 D.BERTINELLI	47.261	1	23 Alfa Delta OKP	G2 TC 2000	2:11.306	2:11.306 (1)
2	326 A.MORTEO	44.535	105 A.PERFETTI	39.953	23 M.SALOMONE	47.272	2	87 Alfa Delta OKP	G2 TC 2000	2:12.440	2:12.819 (2)
3	105 A.PERFETTI	44.845	87 D.BERTINELLI	40.263	306 M.GUERRA	47.502	3	105 Alfa Delta OKP	G2 TC 2000	2:12.510	2:14.903 (7)
4	87 D.BERTINELLI	44.916	306 M.GUERRA	40.373	69 B.LABER	47.603	4	306 Carrera Team	I GR 5 1600	2:12.983	2:12.983 (3)
5	306 M.GUERRA	45.108	12 G.SORDI	40.730	88 F.PANTALEO	47.623	5	69 Formula GT	G2 TC 2000	2:13.766	2:13.766 (4)
6	116 F.MONGUZZI	45.212	77 WALTER BEN	40.761	326 A.MORTEO	47.630	6	12 Alfa Delta OKP	G2 TC 2000	2:13.976	2:14.489 (6)
7	69 B.LABER	45.278	69 B.LABER	40.885	105 A.PERFETTI	47.712	7	326 Irpinia Northwest Jolly	I GTS 2800	2:14.047	2:14.337 (5)
8	12 G.SORDI	45.504	116 F.MONGUZZI	41.243	12 G.SORDI	47.742	8	116 Scuderia Biondetti	G2 TC 2000	2:14.219	2:15.200 (8)
9	88 F.PANTALEO	45.752	88 F.PANTALEO	41.440	116 F.MONGUZZI	47.764	9	88 Carrera Team	G2 TC 2000	2:14.815	2:16.769 (11)
10	1 P.BACHOFEN	46.160	356 C.BARBOLINI CIONINI	41.751	1 P.BACHOFEN	48.111	10	77 Alfa Delta OKP	I GR 5 1600	2:15.306	2:15.306 (9)
11	77 WALTER BEN	46.195	93 H.LUGINBUEHL	41.865	77 WALTER BEN	48.350	11	1 Alfa Delta OKP	G2 TC 2000	2:16.407	2:16.629 (10)
12	356 C.BARBOLINI CIONINI	46.484	326 A.MORTEO	41.882	93 H.LUGINBUEHL	48.470	12	356 Circolo della Biella	G2 TC 2000	2:16.799	2:17.084 (12)
13	93 H.LUGINBUEHL	46.671	1 P.BACHOFEN	42.136	356 C.BARBOLINI CIONINI	48.564	13	93 Formula GT	G2 TC 2000	2:17.006	2:17.675 (13)
14	27 A.FRANCESCHETTI	46.904	138 F.MONSEN	42.654	27 A.FRANCESCHETTI	48.853	14	27 Formula GT	G2 TC 2000	2:18.505	2:18.509 (14)
15	80 U.BRUSTIO	47.068	27 A.FRANCESCHETTI	42.748	138 F.MONSEN	49.267	15	138 Alfa Delta OKP	G2 GTS 1600	2:19.548	2:20.719 (17)
16	11 F.SICCARDI	47.585	188 F.ZAMUNER	43.000	80 U.BRUSTIO	49.551	16	80 Alfa Delta OKP	G2 TC 2000	2:19.641	2:20.096 (15)
17	138 F.MONSEN	47.627	80 U.BRUSTIO	43.022	11 F.SICCARDI	49.906	17	11 Alfa Delta OKP	G2 TC 2000	2:20.680	2:20.680 (16)
18	163 A.SAINI	48.049	11 F.SICCARDI	43.189	163 A.SAINI	50.052	18	30 Carrera Team	I GR 5 1600	2:21.772	2:22.486 (19)
19	30 F.BURATTI	48.178	30 F.BURATTI	43.257	30 F.BURATTI	50.337	19	188 Alfa Delta OKP	G2 GTS 1600	2:22.176	2:22.678 (20)
20	188 F.ZAMUNER	48.519	163 A.SAINI	44.148	188 F.ZAMUNER	50.657	20	163 Formula GT	GI GR 5 1600	2:22.249	2:22.485 (18)
21	125 G.SERIO	49.621	16 G.BENEDINI	44.620	16 G.BENEDINI	51.178	21	16 Carrera Team	F TC 1600	2:25.445	2:26.590 (21)
22	16 G.BENEDINI	49.647	125 G.SERIO	45.042	125 G.SERIO	51.831	22	125 Carrera Team	F TC 1600	2:26.494	2:27.818 (22)
23	151 A.KARDOL	50.293	151 A.KARDOL	46.758	151 A.KARDOL	52.660	23	151 Alfa Race Team	H2 TC 2000	2:29.711	2:29.711 (23)
24	28 S.CARBONE	53.581	28 S.CARBONE	48.207	28 S.CARBONE	56.839	24	28 Gatti Team	H1 T 2000	2:38.627	2:39.487 (24)
25	42 G.BARDELLI	54.589	10 E.MORTEO	50.525	42 G.BARDELLI	56.976	25	42 Eclat Racing ASD	I TC 2000	2:43.806	2:44.469 (25)
26	112 A.PALMA	56.822	112 A.PALMA	50.721	112 A.PALMA	58.906	26	112 Carrera Team	H1 T 2000	2:46.449	2:49.067 (26)
27	7 R.LONARDI	56.948	42 G.BARDELLI	52.241	10 E.MORTEO	1:00.469	27	10 Irpinia Northwest Jolly	E TC 1300	2:49.329	2:49.575 (27)
28	10 E.MORTEO	58.335	7 R.LONARDI	52.495	7 R.LONARDI	1:00.603	28	7 Scuderia Nuvolari	E GTS 1300	2:50.046	2:50.117 (28)



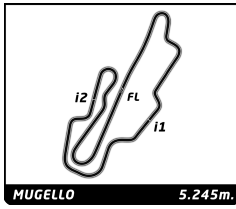
Alfa Revival Cup

Mugello Racing Weekend

Prove Ufficiali

Best Top Speed

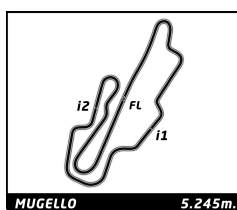
Team	Car	Class	Top Speed Driver	Top 1		Top 2		Top 3		Top 4		Top 5	
				Kph	Lap	Kph	Lap	Kph	Lap	Kph	Lap	Kph	Lap
326 Ipinia Northwest Jolly	Alfetta GT Turbodelta	I GTS 2800	A. MORTEO	226.5	3	225.1	2	125.1	1				192,2
116 Scuderia Biondetti	1750 GTAm	G2 TC 2000	F. MONGUZZI	208.7	8	208.3	11	98.5	6				171,8
69 Formula GT	1750 GTAm	G2 TC 2000	B. LABER	205.9	2	90.4	1						148,2
27 Formula GT	1750 GTAm	G2 TC 2000	A. FRANCESCHETTI	204.0	2	202.5	3	201.0	5	200.6	8	200.2	7 201,7
12 Alfa Delta OKP	1750 GTAm	G2 TC 2000	G. SORDI	203.6	11	202.5	10	202.5	2	200.2	6	200.2	3 201,8
87 Alfa Delta OKP	1750 GTAm	G2 TC 2000	D. BERTINELLI	203.6	3	203.2	9	202.8	5	202.5	4	202.5	8 202,9
105 Alfa Delta OKP	1750 GTAm	G2 TC 2000	A. PERFETTI	203.6	2	203.2	7	201.7	3	199.9	10	178.5	8 197,4
11 Alfa Delta OKP	1750 GTAm	G2 TC 2000	F. SICCARDI	200.6	4	200.2	5	198.0	7	197.7	2	192.4	3 197,8
93 Formula GT	1750 GTAm	G2 TC 2000	H. LUGINBUEHL	200.2	12	199.5	8	198.8	11	198.4	2	198.0	3 199,0
356 Circolo della Biella	1750 GTAm	G2 TC 2000	C. BARBOLINI GIONINI	199.9	7	197.3	10	197.3	8	197.0	13	197.0	5 197,7
23 Alfa Delta OKP	1750 GTAm	G2 TC 2000	M. SALOMONE	199.5	7	192.4	2	192.4	3	184.9	4	134.7	6 180,8
306 Carrera Team	Giulia Sprint GTA	I GR 5 1600	M. GUERRA	199.5	5	198.0	7	197.0	4	195.9	3	194.1	10 196,9
1 Alfa Delta OKP	1750 GTAm	G2 TC 2000	P. BACHOFEN	198.8	13	197.3	7	197.0	8	197.0	2	196.6	10 197,3
80 Alfa Delta OKP	1750 GTAm	G2 TC 2000	U. BRUSTIO	198.8	10	195.9	4	195.2	11	194.8	9	194.1	3 195,8
88 Carrera Team	1750 GTAm	G2 TC 2000	F. PANTALEO	197.3	10	197.0	3	197.0	7	197.0	8	195.9	9 196,8
77 Alfa Delta OKP	Giulia Sprint GTA	I GR 5 1600	WALTER BEN	195.5	6	192.8	5	191.1	4	188.4	3	188.1	8 191,2
16 Carrera Team	Giulia Sprint GTA	F TC 1600	G. BENEDINI	193.5	12	191.1	4	190.1	7	189.7	11	188.7	10 190,6
151 Alfa Race Team	GT Veloce 2000	H2 TC 2000	A. KARDOL	190.4	8	186.8	7	186.8	5	185.5	3	184.3	2 186,8
30 Carrera Team	Giulia Sprint GTA	I GR 5 1600	F. BURATTI	188.4	4	185.8	8	185.8	7	185.5	12	185.5	5 186,2
163 Formula GT	Giulia Sprint GTA	G1 GR 5 1600	A. SAINI	188.1	7	187.8	6	186.8	8	179.7	2	173.7	4 183,2
138 Alfa Delta OKP	Giulia Sprint GTA	G2 GTS 1600	F. MONSEN	187.4	8	187.1	11	186.5	12	185.2	5	184.3	3 186,1
188 Alfa Delta OKP	Giulia Sprint GTA	G2 GTS 1600	F. ZAMUNER	186.5	7	181.8	8	180.6	2	180.0	5	179.1	4 181,6
125 Carrera Team	Giulia Sprint GTA	F TC 1600	G. SERIO	182.4	7	181.8	8	180.9	12	180.9	5	180.0	10 181,2
42 Eclat Racing ASD	Alfetta GT America	I TC 2000	G. BARDELLI	171.2	4	170.7	3	86.8	1	86.7	2	52.6	5 113,6
112 Carrera Team	GT Veloce 2000	H1 T 2000	A. PALMA	163.2	2	142.9	5	141.2	4	139.9	3	136.9	7 144,8
28 Gatti Team	GT Veloce 2000	H1 T 2000	S. CARBONE	162.3	10	158.9	5	158.9	9	158.7	8	157.3	4 159,2
7 Scuderia Nuvolari	Giulietta Spider Veloce	E GTS 1300	R. LONARDI	156.4	6	153.6	3	152.7	2	84.9	5	83.9	1 126,3
10 Ipinia Northwest Jolly	Giulietta TI	ETC 1300	E. MORTEO	144.4	3	143.8	2	143.6	6	97.4	5	96.3	4 125,1



Alfa Revival Cup Mugello Racing Weekend Prove Ufficiali

Fastest Lap Sequence

Elapsed	No Team	Car	Class	Driver	Time	Kph	Lap
5:15.538	1 Alfa Delta OKP	1750 GTAm	G2 TC 2000	Peter BACHOFEN	2:17.815	137.0	2
5:35.696	87 Alfa Delta OKP	1750 GTAm	G2 TC 2000	Daide BERTINELLI	2:17.358	137.5	2
5:43.688	105 Alfa Delta OKP	1750 GTAm	G2 TC 2000	Ambrogio PERFETTI	2:17.275	137.5	2
5:46.365	116 Scuderia Biondetti	1750 GTAm	G2 TC 2000	Franco MONGUZZI	2:15.792	139.1	2
6:40.933	69 Formula GT	1750 GTAm	G2 TC 2000	Bernhard LABER	2:13.766	141.2	2
10:07.276	87 Alfa Delta OKP	1750 GTAm	G2 TC 2000	Daide BERTINELLI	2:12.819	142.2	4
21:40.033	23 Alfa Delta OKP	1750 GTAm	G2 TC 2000	Mario SALOMONE	2:11.306	143.8	7

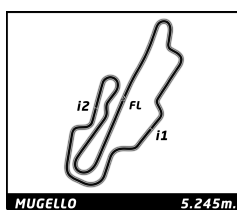


Alfa Revival Cup Mugello Racing Weekend Prove Ufficiali

Sector Analysis

— Invalidated Lap ■ Personal Best ■ Session Best B Crossing the pit lane

Lap	D	Time	Sector 1	Sector 2	Sector 3	Kph	Elapsed	Lap	D	Time	Sector 1	Sector 2	Sector 3	Kph	Elapsed	
1	Alfa Delta OKP 1750 GTAm 1. Peter BACHOFEN 2. Dario INHELDER G2 TC 2000							4	1	7:22.665	B	58.156	42.211	5:42.298	42.7	15:59.834
	1	1	2:57.723	1:12.142	50.902	54.679	106.2	2:57.723	5	1	2:34.592	1:01.003	43.380	50.209	122.1	18:34.426
	2	1	2:17.815	46.160	42.394	49.261	137.0	5:15.538	6	1	2:16.911	46.119	41.618	49.174	137.9	20:51.337
	3	1	2:18.274	46.489	42.256	49.529	136.6	7:33.812	7	1	2:14.894	45.504	40.730	48.660	140.0	23:06.231
	4	1	2:18.225	46.466	42.380	49.379	136.6	9:52.037	8	1	2:22.498	50.633	42.692	49.173	132.5	25:28.729
	5	1	3:08.561	B	50.872		100.1	13:00.598	9	1	2:14.489	45.847	40.900	47.742	140.4	27:43.218
	6	1	4:41.710	3:07.998	44.111	49.601	67.0	17:42.308	10	1	2:14.556	45.644	40.900	48.012	140.3	29:57.774
	7	1	2:19.704	47.373	43.267	49.064	135.2	20:02.012	11	1	2:15.056	45.702	41.046	48.308	139.8	32:12.830
	8	1	2:17.324	46.792	42.136	48.396	137.5	22:19.336								
	9	1	2:20.937	46.698	43.541	50.698	134.0	24:40.273								
	10	1	2:18.096	47.174	42.164	48.758	136.7	26:58.369								
	11	1	2:23.790	50.865	43.795	49.130	131.3	29:22.159								
	12	1	2:17.760	46.918	42.347	48.495	137.1	31:39.919								
	13	1	2:16.629	46.224	42.294	48.111	138.2	33:56.548								
7	Scuderia Nuvolari Giulietta Spider Veloce 1. Roberto LONARDI E GTS 1300															
	1	1	3:43.470	1:39.443	1:00.085	1:03.942	84.5	3:43.470								
	2	1	2:52.673	58.516	53.538	1:00.619	109.4	6:36.143								
	3	1	2:50.117	56.948	52.566	1:00.603	111.0	9:26.260								
	4	1	6:00.770	B	1:00.392	54.698	4:05.680	52.3	15:27.030							
	5	1	3:09.139	1:11.552	56.187	1:01.400	99.8	18:36.169								
	6	1	2:52.689	57.763	52.495	1:02.431	109.3	21:28.858								
10	Irpinia Northwest Jolly Giulietta TI 1. Emanuele MORTEO 2. Alessandro MORTEO E TC 1300															
	1	1	3:41.999	1:45.119	54.728	1:02.152	85.1	3:41.999								
	2	1	2:49.575	58.581	50.525	1:00.469	111.3	6:31.574								
	3	1	4:00.665	B	58.335		78.5	10:32.239								
	4	1	5:19.867	B	1:12.400	55.975	3:11.492	59.0	15:52.106							
	5	1	3:07.324	1:08.961	55.062	1:03.301	100.8	18:59.430								
	6	1	2:55.285	59.757	53.470	1:02.058	107.7	21:54.715								
11	Alfa Delta OKP 1750 GTAm 1. Francesco SICCARDI G2 TC 2000															
	1	1	4:01.670	2:09.108	56.712	55.850	78.1	4:01.670								
	2	1	2:22.525	47.728	43.809	50.988	132.5	6:24.195								
	3	1	2:23.319	48.286	44.829	50.204	131.7	8:47.514								
	4	1	2:35.510	48.081	51.009	56.420	121.4	11:23.024								
	5	1	4:18.571	B	48.237	53.259	2:37.075	73.0	15:41.595							
	6	1	2:46.079	1:02.041	48.718	55.320	113.7	18:27.674								
	7	1	2:23.581	48.181	44.094	51.306	131.5	20:51.255								
	8	1	2:20.680	47.585	43.189	49.906	134.2	23:11.935								
12	Alfa Delta OKP 1750 GTAm 1. Giulio SORDI 2. Mattia SORDI G2 TC 2000															
	1	1	3:31.712	1:58.563	43.878	49.271	89.2	3:31.712								
	2	1	2:16.633	46.821	41.701	48.111	138.2	5:48.345								
	3	1	2:48.824	B	46.218	43.086	1:19.520	111.8	8:37.169							
16	Carrera Team Giulia Sprint GTA 1. Giampaolo BENEDINI 2. Bruno FERRARI F TC 1600															
	1	1	3:25.115	1:37.678	51.230	56.207	92.1	3:25.115								
	2	1	2:32.882	53.279	47.342	52.261	123.5	5:57.997								
	3	1	2:29.664	50.943	46.773	51.948	126.2	8:27.661								
	4	1	2:32.428	52.108	47.011	53.309	123.9	11:00.089								
	5	1	5:07.326	B	53.666	50.333	3:23.327	61.4	16:07.415							
	6	1	2:42.171	1:00.766	47.876	53.529	116.4	18:49.586								
	7	1	2:32.854	51.422	47.125	54.307	123.5	21:22.440								
	8	1	2:28.322	50.215	45.374	52.733	127.3	23:50.762								
	9	1	2:28.179	49.918	45.717	52.544	127.4	26:18.941								
	10	1	2:27.751	50.171	44.977	52.603	127.8	28:46.692								
	11	1	2:28.140	52.066	44.896	51.178	127.5	31:14.832								
	12	1	2:26.590	49.647	44.620	52.323	128.8	33:41.422								
23	Alfa Delta OKP 1750 GTAm 1. Mario SALOMONE 2. Giacomo BARRI G2 TC 2000															
	1	1	2:59.979	1:13.482	51.649	54.848	104.9	2:59.979								
	2	1	2:29.594	49.898	47.108	52.588	126.2	5:29.573								
	3	1	2:41.312	49.809	49.315	1:02.188	117.1	8:10.885								
	4	1	7:03.268	B	52.087	50.322	5:20.859	44.6	15:14.153							
	5	1	1:47.520	B	1:05.956		175.6	17:01.673								
	6	1	2:27.054	54.235	43.181	49.638	128.4	19:28.727								
7	1	2:11.306	44.203	39.831	47.272	143.8	21:40.033									
27	Formula GT 1750 GTAm 1. Alberto FRANCESCHETTI G2 TC 2000															
	1	1	3:03.660	1:22.485	47.312	53.863	102.8	3:03.660								
	2	1	2:34.392	49.073	50.476	54.843	122.3	5:38.052								
	3	1	3:19.357	B	46.904	44.586	1:47.867	94.7	8:57.409							
	4	1	2:43.272	58.469	49.081	55.722	115.6	11:40.681								
	5	1	2:11.950	B	47.980		143.1	13:52.631								
	6	1	4:00.959	2:21.596	47.049	52.314	78.4	17:53.590								
	7	1	2:19.067	47.075	42.983	49.009	135.8	20:12.657								
	8	1	2:29.186	50.362	48.173	50.651	126.6	22:41.843								
	9	1	2:23.084	47.214	43.252	52.618	132.0	25:04.927								
	10	1	2:18.509	46.908	42.748	48.853	136.3	27:23.436								
28	Gatti Team GT Veloce 2000 1. Salvatore CARBONE H1 T 2000															
	1	1	3:08.149	1:15.497	53.314	59.338	100.4	3:08.149								
	2	1	2:43.139	54.950	50.338	57.851	115.7	5:51.288								
	3	1	2:43.146	55.274	50.347	57.525	115.7	8:34.434								

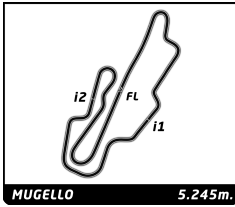


Alfa Revival Cup Mugello Racing Weekend Prove Ufficiali

Sector Analysis

— Invalidated Lap ■ Personal Best ■ Session Best B Crossing the pit lane

Lap	D	Time	Sector 1	Sector 2	Sector 3	Kph	Elapsed	Lap	D	Time	Sector 1	Sector 2	Sector 3	Kph	Elapsed
4	1	2:42.111	54.504	50.768	56.839	116.5	11:16.545								
5	1	4:20.159 B	54.601	54.607	2:30.951	72.6	15:36.704								
6	1	2:56.241	1:07.711	50.722	57.808	107.1	18:32.945								
7	1	2:41.907	54.297	48.855	58.755	116.6	21:14.852								
8	1	2:39.487	53.942	48.207	57.338	118.4	23:54.339								
9	1	2:39.573	53.581	48.721	57.271	118.3	26:33.912								
10	1	5:39.371 B	1:38.447	56.683	3:04.241	55.6	32:13.283								
30	Carrera Team 1.Federico BURATTI 2.Massimiliano BETTATI							Giulia Sprint GTA 1 GR 5 1600							
1	1	3:07.579	1:25.722	49.383	52.474	100.7	3:07.579								
2	1	2:27.484	50.205	45.148	52.131	128.0	5:35.063								
3	1	2:28.210	48.178	46.202	53.830	127.4	8:03.273								
4	1	2:22.486	48.556	43.483	50.447	132.5	10:25.759								
5	1	4:53.652 B	49.677			64.3	15:19.411								
6	1	2:42.656	1:03.506	46.840	52.310	116.1	18:02.067								
7	1	2:23.406	48.941	43.882	50.583	131.7	20:25.473								
8	1	2:23.810	49.142	43.670	50.998	131.3	22:49.283								
9	1	2:25.083	49.073	43.661	52.349	130.1	25:14.366								
10	1	2:22.500	48.549	43.257	50.694	132.5	27:36.866								
11	1	2:29.214	48.215	47.540	53.459	126.5	30:06.080								
12	1	2:23.098	48.725	44.036	50.337	132.0	32:29.178								
42	Eclat Racing ASD 1.Gianluca BARDELLI 2.Nicola CIPPONE							Alfetta GT America 1 TC 2000							
1	1	5:06.849 B	2:05.088	1:08.877	1:52.884	61.5	5:06.849								
2	1	3:00.981	1:09.417	52.241	59.323	104.3	8:07.830								
3	1	2:44.469	54.912	52.581	56.976	114.8	10:52.299								
4	1	5:48.756 B	54.589	51.705	4:02.462	54.1	16:41.055								
5	1	4:39.429	1:47.973	1:26.515	1:24.941	67.6	21:20.484								
69	Formula GT 1.Bernhard LABER 2.Lukas STOJETZ							1750 GTAm G2 TC 2000							
1	1	4:27.167	2:36.516	59.925	50.726	70.7	4:27.167								
2	1	2:13.766	45.278	40.885	47.603	141.2	6:40.933								
77	Alfa Delta OKP 1. WALTER BEN							Giulia Sprint GTA 1 GR 5 1600							
1	1	2:29.238 B	1:42.912			126.5	2:29.238								
2	1	2:36.719	1:00.032	47.479	49.208	120.5	5:05.957								
3	1	2:15.726	46.566	40.778	48.382	139.1	7:21.683								
4	1	2:15.784	46.278	41.063	48.443	139.1	9:37.467								
5	1	2:15.306	46.195	40.761	48.350	139.6	11:52.773								
6	1	4:10.553 B	51.160			75.4	16:03.326								
7	1	2:39.932	1:00.984	47.874	51.074	118.1	18:43.258								
8	1	2:26.524	49.140	45.506	51.878	128.9	21:09.782								
9	1	2:24.759	49.076	45.242	50.441	130.4	23:34.541								
10	1	2:24.956	49.590	44.551	50.815	130.3	25:59.497								
11	1	2:37.505	53.754	50.727	53.024	119.9	28:37.002								
12	1	2:22.820	48.709	44.419	49.692	132.2	30:59.822								
80	Alfa Delta OKP 1.Umberto BRUSTIO 2.Marco BRUSTIO							1750 GTAm G2 TC 2000							
1	1	3:01.819	1:18.189	49.252	54.378	103.9	3:01.819								
2	1	2:28.377	49.566	46.004	52.807	127.3	5:30.196								
3	1	2:34.587	49.647	49.144	55.796	122.1	8:04.783								
4	1	4:04.085 B	49.810	45.924	2:28.351	77.4	12:08.868								
5	1	3:11.490 B	1:19.455			98.6	15:20.358								
6	1	2:40.276	1:01.543	47.298	51.435	117.8	18:00.634								
7	1	2:22.249	48.380	43.845	50.024	132.7	20:22.883								
8	1	2:22.337	48.170	44.448	49.719	132.7	22:45.220								
9	1	2:20.501	47.836	43.022	49.643	134.4	25:05.721								
10	1	2:20.096	47.068	43.089	49.939	134.8	27:25.817								
11	1	2:21.006	48.083	43.372	49.551	133.9	29:46.823								
87	Alfa Delta OKP 1.Davide BERTINELLI							1750 GTAm G2 TC 2000							
1	1	3:18.338	1:39.316	48.183	50.839	95.2	3:18.338								
2	1	2:17.358	47.005	41.477	48.876	137.5	5:35.696								
3	1	2:18.761	45.123	44.401	49.237	136.1	7:54.457								
4	1	2:12.819	45.295	40.263	47.261	142.2	10:07.276								
5	1	12:54.264 B	44.916	40.313	...	24.4	23:01.540								
6	1	2:26.151	54.901	42.504	48.746	129.2	25:27.691								
7	1	2:13.861	45.783	40.531	47.547	141.1	27:41.552								
8	1	2:15.163	44.948	42.024	48.191	139.7	29:56.715								
9	1	2:15.220	44.980	41.864	48.376	139.6	32:11.935								
88	Carrera Team 1.Francesco PANTALEO 2.Marco GUERRA							1750 GTAm G2 TC 2000							
1	1	4:07.666	2:18.282	55.597	53.787	76.2	4:07.666								
2	1	2:16.769	47.480	41.440	47.849	138.1	6:24.435								
3	1	2:20.120	47.228	44.758	48.134	134.8	8:44.555								
4	1	2:15.026	45.752	41.651	47.623	139.8	10:59.581								
5	1	5:58.210 B	47.803	46.989	4:23.418	52.7	16:57.791								
6	1	2:30.842	57.652	43.188	50.002	125.2	19:28.633								
7	1	2:19.051	46.906	42.249	49.896	135.8	21:47.684								
8	1	2:22.426	47.721	44.963	49.742	132.6	24:10.110								
9	1	2:19.885	47.456	42.476	49.953	135.0	26:29.995								
10	1	2:18.245	46.797	42.432	49.016	136.6	28:48.240								
93	Formula GT 1.Hans LUGINBUEHL							1750 GTAm G2 TC 2000							
1	1	3:24.603	1:43.291	49.875	51.437	92.3	3:24.603								
2	1	2:17.675	47.064	41.953	48.658	137.1	5:42.278								
3	1	2:41.145	53.107	55.592	52.446	117.2	8:23.423								
4	1	2:22.661	46.807	44.117	51.737	132.4	10:46.084								
5	1	4:31.278 B	46.925	41.865	3:02.488	69.6	15:17.362								
6	1	1:46.920 B	1:03.765			176.6	17:04.282								
7	1	2:26.440	54.957	42.556	48.927	128.9	19:30.722								
8	1	2:18.168	46.671	42.655	48.842	136.7	21:48.890								
9	1	2:21.512	47.428	44.897	49.187	133.4	24:10.402								
10	1	2:20.076	47.637	42.530	49.909	134.8	26:30.478								



Alfa Revival Cup Mugello Racing Weekend Prove Ufficiali

Sector Analysis

— Invalidated Lap ■ Personal Best ■ Session Best B Crossing the pit lane

Lap	D	Time	Sector 1	Sector 2	Sector 3	Kph	Elapsed	Lap	D	Time	Sector 1	Sector 2	Sector 3	Kph	Elapsed
11	1	2:18.863	47.152	43.241	48.470	136.0	28:49.341	10	1	2:29.290	49.621	45.042	54.627	126.5	28:23.269
12	1	2:20.008	48.326	42.780	48.902	134.9	31:09.349	11	1	2:31.999	52.653	45.722	53.624	124.2	30:55.268
								12	1	2:30.200	51.079	47.225	51.896	125.7	33:25.468

105 Alfa Delta OKP
1. Ambrogio PERFETTI
1750 GTAm
G2 TC 2000

1	1	3:26.413	1:50.579	46.831	49.003	91.5	3:26.413
2	1	2:17.275	46.683	41.829	48.763	137.5	5:43.688
3	1	5:00.938B	46.888	42.165	3:31.885	62.7	10:44.626
4	1	4:31.159B	58.003	43.609	2:49.547	69.6	15:15.785
5	1	1:47.327B	1:04.765			175.9	17:03.112
6	1	2:26.022	53.054	43.282	49.686	129.3	19:29.134
7	1	2:12.761	44.845	39.953	47.963	142.2	21:41.895
8	1	2:27.390B	52.481			128.1	24:09.285
9	1	2:23.756	53.828	41.583	48.345	131.3	26:33.041
10	1	2:14.903	45.768	41.423	47.712	140.0	28:47.944

112 Carrera Team
1. Antonio PALMA
2. Guglielmo MAGGIO
GT Veloce 2000
H1 T 2000

1	1	3:24.150	1:28.744	56.500	58.906	92.5	3:24.150
2	1	2:49.067	56.822	51.747	1:00.498	111.7	6:13.217
3	1	2:49.651	58.818	50.721	1:00.112	111.3	9:02.868
4	1	2:50.389	57.700	51.931	1:00.758	110.8	11:53.257
5	1	3:56.489B	1:01.858			79.8	15:49.746
6	1	3:05.148	1:07.518	55.081	1:02.549	102.0	18:54.894
7	1	2:56.037	59.699	54.162	1:02.176	107.3	21:50.931

116 Scuderia Biondetti
1. Franco MONGUZZI
1750 GTAm
G2 TC 2000

1	1	3:30.573	1:57.669	43.924	48.980	89.7	3:30.573
2	1	2:15.792	46.529	41.499	47.764	139.1	5:46.365
3	1	2:17.279	45.558	41.243	50.478	137.5	8:03.644
4	1	2:15.200	45.212	41.953	48.035	139.7	10:18.844
5	1	5:10.743B	45.544	41.591	3:43.608	60.8	15:29.587
6	1	2:50.679	1:03.333	56.895	50.451	110.6	18:20.266
7	1	2:16.739	45.698	42.367	48.674	138.1	20:37.005
8	1	2:16.638	45.867	42.192	48.579	138.2	22:53.643
9	1	2:19.141	46.138	42.687	50.316	135.7	25:12.784
10	1	2:17.127	46.021	42.377	48.729	137.7	27:29.911
11	1	2:17.181	46.978	42.148	48.055	137.6	29:47.092
12	1	2:17.139	46.026	42.233	48.880	137.7	32:04.231

125 Carrera Team
1. Giovanni SERIO
2. Franco MISCHIS
Giulia Sprint GTA
F TC 1600

1	1	3:39.776	1:49.853	51.684	58.239	85.9	3:39.776
2	1	2:37.066	52.825	48.925	55.316	120.2	6:16.842
3	1	2:40.610	53.962	50.039	56.609	117.6	8:57.452
4	1	2:35.356	52.045	48.361	54.950	121.5	11:32.808
5	1	4:13.957B	51.876			74.4	15:46.765
6	1	2:41.316	1:00.601	46.415	54.300	117.0	18:28.081
7	1	2:29.964	50.193	47.099	52.672	125.9	20:58.045
8	1	2:28.116	50.009	46.084	52.023	127.5	23:26.161
9	1	2:27.818	50.134	45.853	51.831	127.7	25:53.979

138 Alfa Delta OKP
1. Fred Arve MONSEN
Giulia Sprint GTA
G2 GTS 1600

1	1	3:16.669	1:33.039	50.941	52.689	96.0	3:16.669
2	1	2:22.632	49.728	43.283	49.621	132.4	5:39.301
3	1	2:23.346	47.656	42.868	52.822	131.7	8:02.647
4	1	2:20.796	47.992	42.966	49.838	134.1	10:23.443
5	1	5:01.370B	47.627	42.907	3:30.836	62.7	15:24.813
6	1	2:35.660	59.049	45.970	50.641	121.3	18:00.473
7	1	2:22.747	48.848	44.504	49.395	132.3	20:23.220
8	1	2:20.719	48.325	43.127	49.267	134.2	22:43.939
9	1	2:20.923	48.217	42.682	50.024	134.0	25:04.862
10	1	2:21.402	48.577	42.654	50.171	133.5	27:26.264
11	1	2:22.396	48.631	43.835	49.930	132.6	29:48.660
12	1	2:20.876	47.783	42.931	50.162	134.0	32:09.536

151 Alfa Race Team
1. André KARDOL
GT Veloce 2000
H2 TC 2000

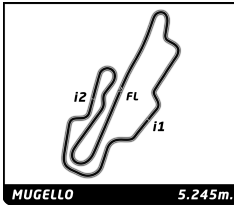
1	1	3:07.060	1:18.915	51.005	57.140	100.9	3:07.060
2	1	2:32.688	52.162	47.458	53.068	123.7	5:39.748
3	1	2:32.416	52.558	46.777	53.081	123.9	8:12.164
4	1	2:35.251	51.388	50.218	53.645	121.6	10:47.415
5	1	4:25.282B	51.379	46.517	2:47.386	71.2	15:12.697
6	1	2:54.913	1:11.043	50.074	53.796	108.0	18:07.610
7	1	2:31.810	51.566	47.045	53.199	124.4	20:39.420
8	1	2:29.711	50.293	46.758	52.660	126.1	23:09.131
9	1	2:33.736	51.534	47.155	55.047	122.8	25:42.867
10	1	2:33.182	51.056	47.272	54.854	123.3	28:16.049
11	1	2:39.319	53.509	49.480	56.330	118.5	30:55.368

163 Formula GT
1. Atul SAINI
2. Peter PRALLER
Giulia Sprint GTA
G1 GR 5 1600

1	1	3:26.783	1:30.069	57.689	59.025	91.3	3:26.783
2	1	2:44.835	55.663	52.723	56.449	114.6	6:11.618
3	1	2:46.684	55.284	53.197	58.203	113.3	8:58.302
4	1	4:32.625B	55.034	54.489	2:43.102	69.3	13:30.927
5	1	4:13.933	2:39.537	44.198	50.198	74.4	17:44.860
6	1	2:23.258	48.371	44.459	50.428	131.8	20:08.118
7	1	2:22.485	48.285	44.148	50.052	132.5	22:30.603
8	1	2:22.611	48.049	44.188	50.374	132.4	24:53.214

188 Alfa Delta OKP
1. Fabrizio ZAMUNER
2. Arturo MERZARIO
Giulia Sprint GTA
G2 GTS 1600

1	1	3:00.590	1:14.810	51.288	54.492	104.6	3:00.590
2	1	2:27.104	49.555	45.344	52.205	128.4	5:27.694
3	1	2:23.401	48.682	43.244	51.475	131.7	7:51.095
4	1	2:22.678	48.519	43.502	50.657	132.3	10:13.773
5	1	5:08.784B	48.584	43.000	3:37.200	61.1	15:22.557
6	1	2:45.499	1:02.130	49.781	53.588	114.1	18:08.056



Alfa Revival Cup Mugello Racing Weekend Prove Ufficiali

Sector Analysis

— Invalidated Lap ■ Personal Best ■ Session Best B Crossing the pit lane

Lap	D	Time	Sector 1	Sector 2	Sector 3	Kph	Elapsed	Lap	D	Time	Sector 1	Sector 2	Sector 3	Kph	Elapsed
7	1	2:30.608	50.122	46.954	53.532	125.4	20:38.664								
8	1	2:29.598	50.190	46.645	52.763	126.2	23:08.262								

306	Carrera Team	Giulia Sprint GTA
	1. Massimo GUERRA 2. Marco GUERRA	I GR 5 1600

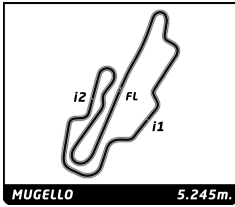
1	1	4:00.124	2:14.762	52.672	52.690	78.6	4:00.124
2	1	2:16.788	46.012	42.683	48.093	138.0	6:16.912
3	1	2:15.592	46.664	41.145	47.783	139.3	8:32.504
4	1	2:15.557	45.423	40.457	49.677	139.3	10:48.061
5	1	5:36.612 B	45.534	41.557	4:09.521	56.1	16:24.673
6	1	2:26.204	55.503	40.929	49.772	129.1	18:50.877
7	1	3:07.962 B	45.168	40.684	1:42.110	100.5	21:58.839
8	1	2:35.105	58.370	46.535	50.200	121.7	24:33.944
9	1	2:13.538	45.529	40.391	47.618	141.4	26:47.482
10	1	2:12.983	45.108	40.373	47.502	142.0	29:00.465

326	Irpinia Northwest Jolly	Alfetta GT Turbodelta
	1. Alessandro MORTEO 2. Lorenzo MORAMARCO	I GTS 2800

1	1	4:48.388	3:18.036	42.222	48.130	65.5	4:48.388
2	1	2:14.337	44.825	41.882	47.630	140.6	7:02.725
3	1	2:16.430	44.595	41.941	49.894	138.4	9:19.155

356	Circolo della Biella	1750 GTAm
	1. Carlo BARBOLINI CIONIN	G2 TC 2000

1	1	3:34.302	1:42.862	53.684	57.756	88.1	3:34.302
2	1	3:29.113 B	49.342	49.278	1:50.493	90.3	7:03.415
3	1	2:29.050	56.049	43.054	49.947	126.7	9:32.465
4	1	2:18.769	47.197	42.422	49.150	136.1	11:51.234
5	1	4:07.043 B	52.273			76.4	15:58.277
6	1	2:36.986	1:03.191	44.706	49.089	120.3	18:35.263
7	1	2:18.271	46.758	42.270	49.243	136.6	20:53.534
8	1	2:18.086	47.065	42.264	48.757	136.7	23:11.620
9	1	2:31.248	48.760	50.286	52.202	124.8	25:42.868
10	1	2:17.714	46.484	42.160	49.070	137.1	28:00.582
11	1	2:19.626	46.847	43.252	49.527	135.2	30:20.208
12	1	2:17.751	46.508	42.249	48.994	137.1	32:37.959
13	1	2:17.084	46.769	41.751	48.564	137.7	34:55.043

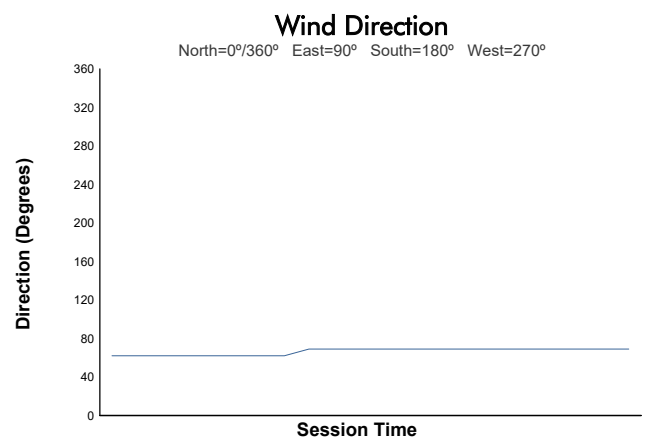
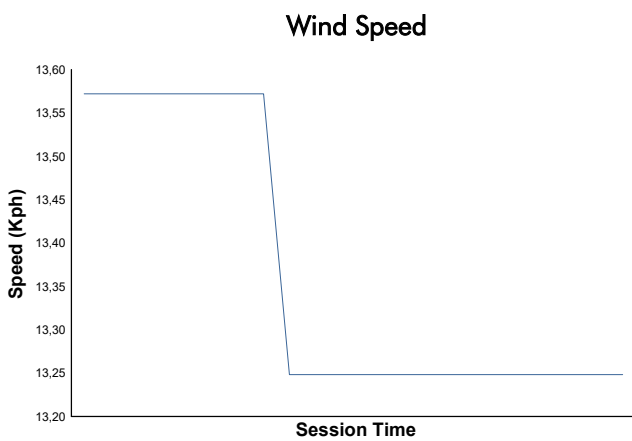
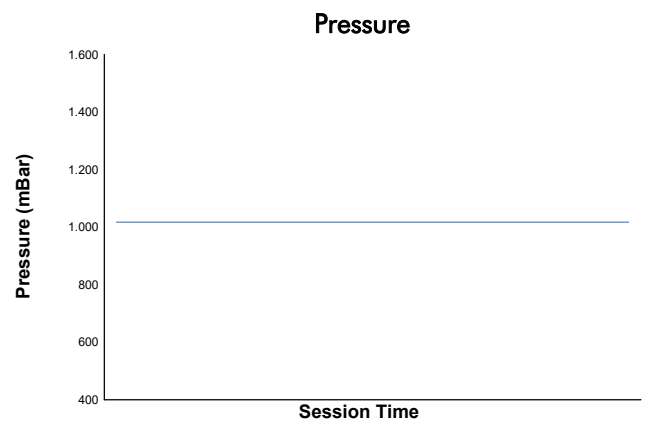
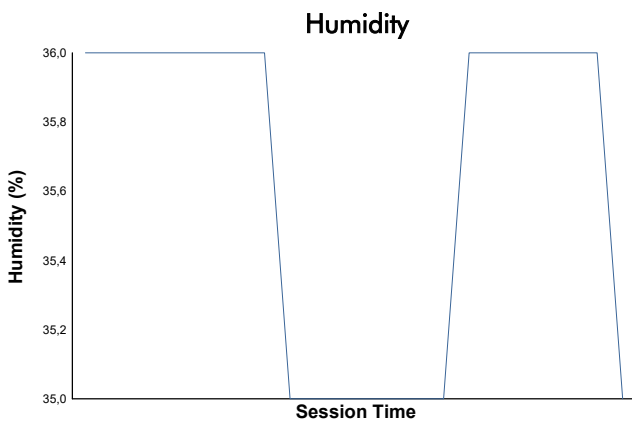
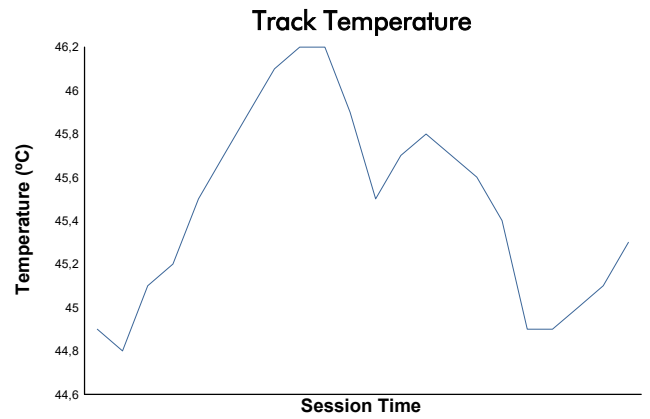
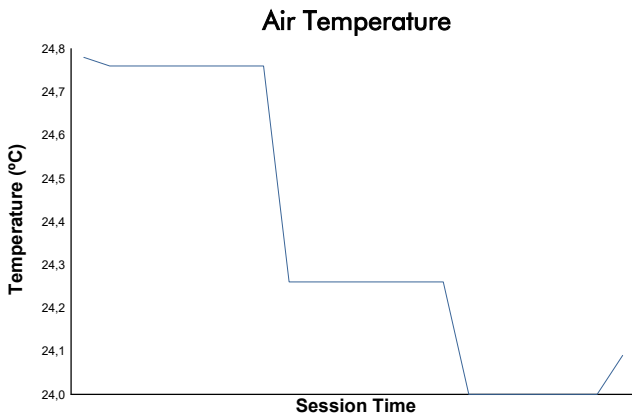


Alfa Revival Cup

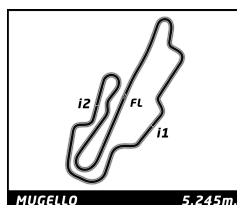
Mugello Racing Weekend

Prove Ufficiali

Weather Report



Track Status: **DRY**



Alfa Revival Cup Mugello Racing Weekend Prove Libere 2

Classification

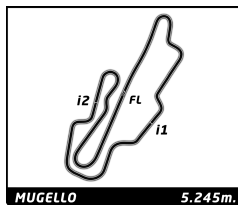
No Drivers	Team	Car	Cl.	Time	Lap Total	Gap	Kph
1 69 B. LABER / L. STOJETZ	Formula GT	1750 GTAm	G2 TC 200	2:14.684	4 8	-	140.2
2 105 A. PERFETTI	Alfa Delta OKP	1750 GTAm	G2 TC 200	2:15.153	4 5	+0.469	139.7
3 87 D. BERTINELLI	Alfa Delta OKP	1750 GTAm	G2 TC 200	2:15.753	4 9	+1.069	139.1
4 306 M. GUERRA / M. GUERRA	Carrera Team	Giulia Sprint GTA	I GR.5 160i	2:15.941	7 8	+1.257	138.9
5 326 A. MORTEO / L. MORAMARCO	Irpinia Northwest Jolly	Alfetta GT Turbodelta	I GTS 280C	2:16.422	6 6	+1.738	138.4
6 12 G. SORDI / M. SORDI	Alfa Delta OKP	1750 GTAm	G2 TC 200	2:17.299	4 7	+2.615	137.5
7 116 F. MONGUZZI	Scuderia Biondetti	1750 GTAm	G2 TC 200	2:17.725	5 9	+3.041	137.1
8 93 H. LUGINBUEHL	Formula GT	1750 GTAm	G2 TC 200	2:18.387	5 8	+3.703	136.4
9 88 F. PANTALEO / M. GUERRA	Carrera Team	1750 GTAm	G2 TC 200	2:19.960	4 8	+5.276	134.9
10 356 C. BARBOLINI CIONINI	Circolo della Biella	1750 GTAm	G2 TC 200	2:20.485	9 9	+5.801	134.4
11 27 A. FRANCESCHETTI	Formula GT	1750 GTAm	G2 TC 200	2:20.621	9 9	+5.937	134.3
12 163 A. SAINI / P. PRALLER	Formula GT	Giulia Sprint GTA	G1 GR.5 1f	2:22.598	5 7	+7.914	132.4
13 188 F. ZAMUNER / A. MERZARIO	Alfa Delta OKP	Giulia Sprint GTA	G2 GTS 16	2:22.918	7 9	+8.234	132.1
14 138 F. MONSEN	Alfa Delta OKP	Giulia Sprint GTA	G2 GTS 16	2:24.585	4 6	+9.901	130.6
15 77 . WALTER BEN	Alfa Delta OKP	Giulia Sprint GTA	I GR.5 160i	2:26.474	6 9	+11.790	128.9
16 30 F. BURATTI / M. BETTATI	Carrera Team	Giulia Sprint GTA	I GR.5 160i	2:26.740	6 7	+12.056	128.7
17 23 M. SALOMONE / G. BARRI	Alfa Delta OKP	1750 GTAm	G2 TC 200	2:27.096	9 9	+12.412	128.4
18 11 F. SICCARDI	Alfa Delta OKP	1750 GTAm	G2 TC 200	2:27.185	5 8	+12.501	128.3
19 16 G. BENEDINI / B. FERRARI	Carrera Team	Giulia Sprint GTA	F TC 1600	2:29.434	8 8	+14.750	126.4
20 80 U. BRUSTIO / M. BRUSTIO	Alfa Delta OKP	1750 GTAm	G2 TC 200	2:29.702	8 8	+15.018	126.1
21 151 A. KARDOL	Alfa Race Team	GT Veloce 2000	H2 TC 200i	2:30.776	6 8	+16.092	125.2
22 125 G. SERIO / F. MISCHIS	Carrera Team	Giulia Sprint GTA	F TC 1600	2:38.743	6 6	+24.059	118.9
23 28 S. CARBONE	Gatti Team	GT Veloce 2000	H1 T 2000	2:41.320	5 6	+26.636	117.0
24 112 A. PALMA / G. MAGGIO	Carrera Team	GT Veloce 2000	H1 T 2000	2:43.246	4 7	+28.562	115.7
25 10 E. MORTEO / A. MORTEO	Irpinia Northwest Jolly	Giulietta TI	E TC 1300	2:49.184	7 7	+34.500	111.6
26 7 R. LONARDI	Scuderia Nuvolari	Giulietta Spider Veloce	E GTS 130	2:50.996	5 5	+36.312	110.4
27 1 P. BACHOFEN / D. INHELDER	Alfa Delta OKP	1750 GTAm	G2 TC 200		1		
28 42 G. BARDELLI / N. CIPPONE	Eclat Racing ASD	Alfetta GT America	I TC 2000		5		

Fastest Lap: Lap 4 Bernhard LABER 2:14.684 140.2 Kph

Published at:

Track Status: **DRY**

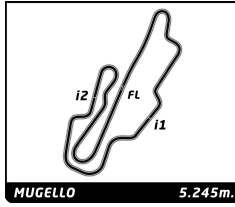
Direttore di Gara: CANU Antonio Lic. 52925	Il DS Cronometraggio INNOCENTI Chiara Lic. 523246
---	--



Alfa Revival Cup Mugello Racing Weekend Prove Libere 2

Best Sector Times

Sector 1		Sector 2		Sector 3		No Team	Class	Ideal Lap	Best Lap		
No Driver	Time	No Driver	Time	No Driver	Time						
1	69 B.LABER	45.256	105 A.PERFETTI	41.103	326 A.MORTEO	47.330	1	69 Formula GT	G2 TC 2000	2:14.684	2:14.684 (1)
2	326 A.MORTEO	45.393	69 B.LABER	41.315	87 D.BERTINELLI	47.959	2	105 Alfa Delta OKP	G2 TC 2000	2:15.153	2:15.153 (2)
3	105 A.PERFETTI	45.764	87 D.BERTINELLI	41.579	306 M.GUERRA	47.983	3	87 Alfa Delta OKP	G2 TC 2000	2:15.442	2:15.753 (3)
4	87 D.BERTINELLI	45.904	306 M.GUERRA	41.621	69 B.LABER	48.113	4	306 Carrera Team	I GR.5 1600	2:15.812	2:15.941 (4)
5	116 F.MONGUZZI	45.943	12 G.SORDI	41.667	105 A.PERFETTI	48.286	5	326 Irpinia Northwest Jolly	I GTS 2800	2:15.918	2:16.422 (5)
6	306 M.GUERRA	46.208	93 H.LUGINBUEHL	42.324	12 G.SORDI	48.472	6	12 Alfa Delta OKP	G2 TC 2000	2:16.951	2:17.299 (6)
7	12 G.SORDI	46.812	116 F.MONGUZZI	42.804	116 F.MONGUZZI	48.720	7	116 Scuderia Biondetti	G2 TC 2000	2:17.467	2:17.725 (7)
8	93 H.LUGINBUEHL	47.222	326 A.MORTEO	43.195	93 H.LUGINBUEHL	48.841	8	93 Formula GT	G2 TC 2000	2:18.387	2:18.387 (8)
9	27 A.FRANCESCHETTI	47.356	88 F.PANTALEO	43.279	88 F.PANTALEO	49.045	9	88 Carrera Team	G2 TC 2000	2:19.960	2:19.960 (9)
10	88 F.PANTALEO	47.636	356 C.BARBOLINI CIONINI	43.335	356 C.BARBOLINI CIONINI	49.371	10	27 Formula GT	G2 TC 2000	2:20.482	2:20.621 (11)
11	356 C.BARBOLINI CIONINI	47.779	188 F.ZAMUNER	43.498	27 A.FRANCESCHETTI	49.455	11	356 Circolo della Biella	G2 TC 2000	2:20.485	2:20.485 (10)
12	188 F.ZAMUNER	48.089	138 F.MONSEN	43.579	163 A.SAINI	50.026	12	188 Alfa Delta OKP	G2 GTS 1600	2:22.380	2:22.918 (13)
13	163 A.SAINI	48.123	27 A.FRANCESCHETTI	43.671	1 P.BACHOFEN	50.643	13	163 Formula GT	G1 GR.5 1600	2:22.437	2:22.598 (12)
14	11 F.SICCARDI	48.920	163 A.SAINI	44.288	138 F.MONSEN	50.699	14	138 Alfa Delta OKP	G2 GTS 1600	2:23.463	2:24.585 (14)
15	138 F.MONSEN	49.185	30 F.BURATTI	45.516	188 F.ZAMUNER	50.793	15	77 Alfa Delta OKP	I GR.5 1600	2:26.324	2:26.474 (15)
16	77 WALTER BEN	49.419	11 F.SICCARDI	45.662	77 WALTER BEN	51.138	16	23 Alfa Delta OKP	G2 TC 2000	2:26.518	2:27.096 (17)
17	23 M.SALOMONE	49.431	77 WALTER BEN	45.767	23 M.SALOMONE	51.208	17	11 Alfa Delta OKP	G2 TC 2000	2:26.738	2:27.185 (18)
18	30 F.BURATTI	49.471	23 M.SALOMONE	45.879	30 F.BURATTI	51.753	18	30 Carrera Team	I GR.5 1600	2:26.740	2:26.740 (16)
19	16 G.BENEDINI	50.198	80 U.BRUSTIO	46.233	11 F.SICCARDI	52.156	19	16 Carrera Team	F TC 1600	2:29.434	2:29.434 (19)
20	151 A.KARDOL	50.797	16 G.BENEDINI	46.509	80 U.BRUSTIO	52.289	20	80 Alfa Delta OKP	G2 TC 2000	2:29.702	2:29.702 (20)
21	80 U.BRUSTIO	51.180	151 A.KARDOL	46.706	16 G.BENEDINI	52.727	21	151 Alfa Race Team	H2 TC 2000	2:30.479	2:30.776 (21)
22	125 G.SERIO	53.012	1 P.BACHOFEN	48.013	151 A.KARDOL	52.976	22	112 Carrera Team	H1 T 2000	2:37.060	2:43.246 (24)
23	112 A.PALMA	53.973	112 A.PALMA	48.202	112 A.PALMA	54.885	23	125 Carrera Team	F TC 1600	2:38.562	2:38.743 (22)
24	28 S.CARBONE	54.678	28 S.CARBONE	49.142	125 G.SERIO	55.547	24	28 Gatti Team	H1 T 2000	2:41.320	2:41.320 (23)
25	7 R.LONARDI	57.955	125 G.SERIO	50.003	28 S.CARBONE	57.500	25	10 Irpinia Northwest Jolly	E TC 1300	2:49.175	2:49.184 (25)
26	10 E.MORTEO	58.556	10 E.MORTEO	50.083	10 E.MORTEO	1:00.536	26	7 Scuderia Nuvolari	E GTS 1300	2:50.996	2:50.996 (26)
27	42 G.BARDELLI	1:10.363	7 R.LONARDI	52.265	7 R.LONARDI	1:00.776	27	42 Eclat Racing ASD	I TC 2000	3:17.676	



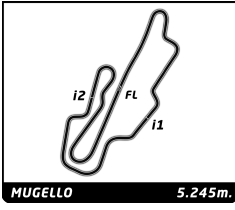
Alfa Revival Cup

Mugello Racing Weekend

Prove Libere 2

Best Top Speed

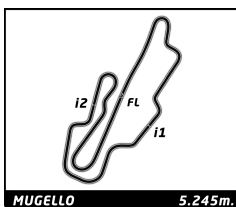
Team	Car	Class	Top Speed Driver	Top 1		Top 2		Top 3		Top 4		Top 5	
				Kph	Lap	Kph	Lap	Kph	Lap	Kph	Lap	Kph	Lap
326 Irpinia Northwest Jolly	Alfetta GT Turbodelta	I GTS 2800	A. MORTEO	233.3	5	231.3	6	227.4	2	226.0	4	87.9	3 201,2
27 Formula GT	1750 GTAm	G2 TC 2000	A. FRANCESCHETTI	209.1	2	207.1	7	206.3	9	205.9	6	205.1	8 206,7
87 Alfa Delta OKP	1750 GTAm	G2 TC 2000	D. BERTINELLI	209.1	5	207.9	7	207.5	6	207.5	9	205.1	4 207,4
69 Formula GT	1750 GTAm	G2 TC 2000	B. LABER	207.9	5	205.5	8	204.7	4	203.2	2	202.8	7 204,8
105 Alfa Delta OKP	1750 GTAm	G2 TC 2000	A. PERFETTI	205.9	5	204.4	4	202.8	2	132.4	3	86.3	1 166,4
11 Alfa Delta OKP	1750 GTAm	G2 TC 2000	F. SICCARDI	202.5	7	202.1	4	201.7	5	200.6	8	189.4	2 199,3
88 Carrera Team	1750 GTAm	G2 TC 2000	F. PANTALEO	202.5	7	200.2	8	187.1	2	185.8	4	182.4	5 191,6
93 Formula GT	1750 GTAm	G2 TC 2000	H. LUGINBUEHL	201.7	6	201.3	8	201.0	2	200.6	7	199.9	4 200,9
23 Alfa Delta OKP	1750 GTAm	G2 TC 2000	M. SALOMONE	201.3	7	199.5	4	199.1	9	197.7	5	197.7	8 199,1
356 Circolo della Biella	1750 GTAm	G2 TC 2000	C. BARBOLINI GIONINI	201.3	4	199.9	2	199.9	9	198.8	8	198.0	6 199,6
12 Alfa Delta OKP	1750 GTAm	G2 TC 2000	G. SORDI	199.9	5	196.2	2	190.7	7	188.4	4	187.8	6 192,6
306 Carrera Team	Giulia Sprint GTA	I GR.5 1600	M. GUERRA	198.4	5	196.6	7	195.9	6	193.8	2	192.4	4 195,4
80 Alfa Delta OKP	1750 GTAm	G2 TC 2000	U. BRUSTIO	195.9	8	191.7	6	188.1	5	179.4	4	175.4	7 186,1
77 Alfa Delta OKP	Giulia Sprint GTA	I GR.5 1600	WALTER BEN	195.9	6	194.8	7	192.4	4	191.7	2	182.7	8 191,5
163 Formula GT	Giulia Sprint GTA	G1 GR.5 1600	A. SAINI	194.8	5	194.5	6	192.4	4	175.4	2	106.9	7 172,8
16 Carrera Team	Giulia Sprint GTA	F TC 1600	G. BENEDINI	194.5	5	193.5	8	191.4	7	189.1	4	188.7	6 191,4
151 Alfa Race Team	GT Veloce 2000	H2 TC 2000	A. KARDOL	189.7	5	186.8	2	184.0	4	184.0	8	183.3	6 185,6
30 Carrera Team	Giulia Sprint GTA	I GR.5 1600	F. BURATTI	189.4	5	188.4	7	188.1	6	186.5	4	106.2	3 171,7
188 Alfa Delta OKP	Giulia Sprint GTA	G2 GTS 1600	F. ZAMUNER	189.1	2	186.8	5	186.8	6	185.2	7	183.6	4 186,3
138 Alfa Delta OKP	Giulia Sprint GTA	G2 GTS 1600	F. MONSEN	188.4	5	186.5	4	181.5	2	123.1	6	122.3	3 160,4
125 Carrera Team	Giulia Sprint GTA	F TC 1600	G. SERIO	183.0	5	182.7	4	182.7	6	97.4	1	96.0	3 148,4
112 Carrera Team	GT Veloce 2000	H1 T 2000	A. PALMA	174.8	5	174.5	7	172.8	2	172.6	4	94.6	6 157,9
28 Gatti Team	GT Veloce 2000	H1 T 2000	S. CARBONE	165.5	4	162.8	5	161.3	2	161.1	6	103.8	3 150,9
7 Scuderia Nuvolari	Giulietta Spider Veloce	E GTS 1300	R. LONARDI	148.5	5	89.4	3						119,0
10 Irpinia Northwest Jolly	Giulietta TI	E TC 1300	E. MORTEO	148.3	5	148.3	7	147.3	4	120.4	2	91.7	1 131,2
42 Eclat Racing ASD	Alfetta GT America	I TC 2000	G. BARDELLI	120.4	4	70.1	3	67.4	1	65.3	2	62.0	5 77,0
1 Alfa Delta OKP	1750 GTAm	G2 TC 2000	P. BACHOFEN	85.6	1								85,6
116 Scuderia Biondetti	1750 GTAm	G2 TC 2000	F. MONGUZZI										



Alfa Revival Cup Mugello Racing Weekend Prove Libere 2

Fastest Lap Sequence

Elapsed	No Team	Car	Class	Driver	Time	Kph	Lap
13:53.786	69 Formula GT	1750 GTAm	G2 TC 2000	Bernhard LABER	2:14.684	140.2	4

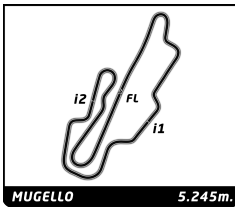


Alfa Revival Cup Mugello Racing Weekend Prove Libere 2

Sector Analysis

— Invalidated Lap ■ Personal Best ■ Session Best B Crossing the pit lane

Lap	D	Time	Sector 1	Sector 2	Sector 3	Kph	Elapsed	Lap	D	Time	Sector 1	Sector 2	Sector 3	Kph	Elapsed
1	Alfa Delta OKP 1750 GTAm							1	1.Peter BACHOFEN G2 TC 2000						
	2.Dario INHELDER														
1	1	3:07.872	1:29.216	48.013	50.643	100.5	3:07.872	4	1	2:34.890	52.029	48.180	54.681	121.9	15:24.237
7	Scuderia Nuvolari Giulietta Spider Veloce							1	1.Roberto LONARDI E GTS 1300						
	2.Dario INHELDER														
1	1	3:39.470	1:38.005	57.926	1:03.539	86.0	3:39.470	5	1	2:32.714	51.496	47.544	53.674	123.6	17:56.951
2	1	6:16.175	B 1:03.719			50.2	9:55.645	6	1	2:32.397	51.599	47.332	53.466	123.9	20:29.348
3	1	3:07.298	1:10.547	54.798	1:01.953	100.8	13:02.943	7	1	2:31.614	51.043	47.172	53.399	124.5	23:00.962
4	1	2:53.589	59.252	52.849	1:01.488	108.8	15:56.532	8	1	2:29.434	50.198	46.509	52.727	126.4	25:30.396
5	1	2:50.996	57.955	52.265	1:00.776	110.4	18:47.528								
10	Irpinia Northwest Jolly Giulietta TI							1	1.Emanuele MORTEO E TC 1300						
	2.Alessandro MORTEO														
1	1	4:25.650	2:15.806	1:02.079	1:07.765	71.1	4:25.650	1	1	2:20.147	B 1:26.301			134.7	2:20.147
2	1	5:31.998	B 1:10.778			56.9	9:57.648	2	1	7:06.868	B 1:00.244	46.460	5:20.164	44.2	9:27.015
3	1	3:06.407	1:09.282	54.541	1:02.584	101.3	13:04.055	3	1	2:41.713	1:02.198	46.863	52.652	116.8	12:08.728
4	1	2:53.139	59.231	52.962	1:00.946	109.1	15:57.194	4	1	2:30.316	50.318	47.943	52.055	125.6	14:39.044
5	1	4:33.513	B 58.556	52.838	2:42.119	69.0	20:30.707	5	1	2:28.360	49.442	46.382	52.536	127.3	17:07.404
6	1	3:08.285	1:14.461	52.195	1:01.629	100.3	23:38.992	6	1	2:27.147	49.431	45.905	51.811	128.3	19:34.551
7	1	2:49.184	58.565	50.083	1:00.536	111.6	26:28.176	7	1	2:28.141	49.927	46.553	51.661	127.5	22:02.692
11	Alfa Delta OKP 1750 GTAm							1	1.Francesco SICCARDI G2 TC 2000						
	2.Dario INHELDER														
1	1	3:38.649	1:59.681	46.775	52.193	86.4	3:38.649	8	1	2:27.468	49.576	46.684	51.208	128.0	24:30.160
2	1	6:21.717	B 53.216			49.5	10:00.366	9	1	2:27.096	49.727	45.879	51.490	128.4	26:57.256
3	1	2:44.259	1:00.516	49.489	54.254	115.0	12:44.625								
4	1	2:28.714	49.279	46.741	52.694	127.0	15:13.339								
5	1	2:27.185	49.162	45.662	52.361	128.3	17:40.524								
6	1	2:29.139	50.108	46.435	52.596	126.6	20:09.663								
7	1	2:27.473	48.920	46.397	52.156	128.0	22:37.136								
8	1	2:27.879	49.844	45.788	52.247	127.7	25:05.015								
12	Alfa Delta OKP 1750 GTAm							1	1.Giulio SORDI G2 TC 2000						
	2.Mattia SORDI														
1	1	2:55.322	1:21.296	44.845	49.181	107.7	2:55.322								
2	1	7:31.317	B 48.128	43.615	5:59.574	41.8	10:26.639								
3	1	2:38.533	1:00.272	42.104	56.157	119.1	13:05.172								
4	1	2:17.299	47.105	41.667	48.527	137.5	15:22.471								
5	1	2:18.210	46.922	42.816	48.472	136.6	17:40.681								
6	1	2:18.942	46.812	43.422	48.708	135.9	19:59.623								
7	1	2:18.445	47.417	42.274	48.754	136.4	22:18.068								
16	Carrera Team Giulia Sprint GTA							1	1.Giampaolo BENEDINI F TC 1600						
	2.Bruno FERRARI														
1	1	4:14.179	2:17.903	56.148	1:00.128	74.3	4:14.179								
2	1	5:34.036	B 1:09.388			56.5	9:48.215								
3	1	3:01.132	1:11.986	51.609	57.537	104.2	12:49.347								
23	Alfa Delta OKP 1750 GTAm							1	1.Mario SALOMONE G2 TC 2000						
	2.Giacomo BARRI														
1	1	2:20.147	B 1:26.301			134.7	2:20.147								
2	1	7:06.868	B 1:00.244	46.460	5:20.164	44.2	9:27.015								
3	1	2:41.713	1:02.198	46.863	52.652	116.8	12:08.728								
4	1	2:30.316	50.318	47.943	52.055	125.6	14:39.044								
5	1	2:28.360	49.442	46.382	52.536	127.3	17:07.404								
6	1	2:27.147	49.431	45.905	51.811	128.3	19:34.551								
7	1	2:28.141	49.927	46.553	51.661	127.5	22:02.692								
8	1	2:27.468	49.576	46.684	51.208	128.0	24:30.160								
9	1	2:27.096	49.727	45.879	51.490	128.4	26:57.256								
27	Formula GT 1750 GTAm							1	1.Alberto FRANCESCHETTI G2 TC 2000						
	2.Dario INHELDER														
1	1	3:08.122	1:28.405	48.280	51.437	100.4	3:08.122								
2	1	6:33.625	B 50.584	50.093	4:52.948	48.0	9:41.747								
3	1	2:48.599	1:10.462	47.114	51.023	112.0	12:30.346								
4	1	2:24.162	47.816	44.930	51.416	131.0	14:54.508								
5	1	2:22.837	47.686	44.325	50.826	132.2	17:17.345								
6	1	2:21.104	47.510	44.002	49.592	133.8	19:38.449								
7	1	2:30.860	48.312	48.898	53.650	125.2	22:09.309								
8	1	2:21.515	47.356	43.853	50.306	133.4	24:30.824								
9	1	2:20.621	47.495	43.671	49.455	134.3	26:51.445								
28	Gatti Team GT Veloce 2000							1	1.Salvatore CARBONE H1 T 2000						
	2.Dario INHELDER														
1	1	3:40.401	1:25.004	1:07.280	1:08.117	85.7	3:40.401								
2	1	5:55.576	B 1:08.156			53.1	9:35.977								
3	1	2:54.346	1:03.743	51.805	58.798	108.3	12:30.323								
4	1	2:44.146	54.739	51.525	57.882	115.0	15:14.469								
5	1	2:41.320	54.678	49.142	57.500	117.0	17:55.789								
6	1	2:42.561	55.069	49.619	57.873	116.2	20:38.350								
30	Carrera Team Giulia Sprint GTA							1	1.Federico BURATTI I GR.5 1600						
	2.Massimiliano BETTATI														
1	1	4:18.179	2:19.311	58.948	59.920	73.1	4:18.179								
2	1	5:41.181	B 1:16.296			55.3	9:59.360								
3	1	2:49.268	1:02.888	49.911	56.469	111.6	12:48.628								
4	1	2:28.255	49.699	46.354	52.202	127.4	15:16.883								
5	1	2:30.930	50.202	47.782	52.946	125.1	17:47.813								
6	1	2:26.740	49.471	45.516	51.753	128.7	20:14.553								
7	1	2:35.336	52.502	50.142	52.692	121.6	22:49.889								
42	Eclat Racing ASD Alfetta GT America							1	1.Gianluca BARDELLI I TC 2000						
	2.Nicola CIPPONE														

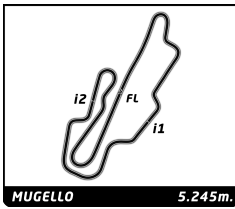


Alfa Revival Cup Mugello Racing Weekend Prove Libere 2

Sector Analysis

— Invalidated Lap ■ Personal Best ■ Session Best B Crossing the pit lane

Lap	D	Time	Sector 1	Sector 2	Sector 3	Kph	Elapsed	Lap	D	Time	Sector 1	Sector 2	Sector 3	Kph	Elapsed
69		Formula GT 1750 GTAm 1. Bernhard LABER G2 TC 2000 2. Lukas STOJETZ													
1	1	2:39.502	1:04.747	45.943	48.812	118.4	2:39.502	1	1	3:50.670	2:06.185	45.741	58.744	81.9	3:50.670
2	1	3:57.760	B 46.087	41.633	2:30.040	79.4	6:37.262	2	1	6:01.835	B 1:02.159			52.2	9:52.505
3	1	5:01.840	3:32.141	41.475	48.224	62.6	11:39.102	3	1	2:35.285	1:02.047	43.948	49.290	121.6	12:27.790
4	1	2:14.684	45.256	41.315	48.113	140.2	13:53.786	4	1	2:19.960	47.636	43.279	49.045	134.9	14:47.750
5	1	4:38.662	B 45.712			67.8	18:32.448	5	1	3:47.994	B 50.641			82.8	18:35.744
6	1	2:30.175	57.479	44.083	48.613	125.7	21:02.623	6	1	2:54.339	1:11.780	50.927	51.632	108.3	21:30.083
7	1	2:17.335	45.977	43.198	48.160	137.5	23:19.958	7	1	2:26.663	49.829	45.521	51.313	128.7	23:56.746
8	1	2:16.201	45.865	42.103	48.233	138.6	25:36.159	8	1	2:26.602	48.671	45.009	52.922	128.8	26:23.348
77		Alfa Delta OKP Giulia Sprint GTA I GR.5 1600 1. WALTER BEN													
1	1	3:24.484	1:38.669	52.256	53.559	92.3	3:24.484	1	1	2:42.016	1:04.540	46.156	51.320	116.5	2:42.016
2	1	5:59.324	B 58.196			52.5	9:23.808	2	1	6:36.701	B 47.812	42.656	5:06.233	47.6	9:18.717
3	1	2:43.897	1:04.402	47.124	52.371	115.2	12:07.705	3	1	2:30.710	56.873	43.784	50.053	125.3	11:49.427
4	1	2:31.280	50.948	47.542	52.790	124.8	14:38.985	4	1	2:19.103	47.277	42.493	49.333	135.7	14:08.530
5	1	2:28.970	51.126	46.520	51.324	126.8	17:07.955	5	1	2:18.387	47.222	42.324	48.841	136.4	16:26.917
6	1	2:26.474	49.419	45.767	51.288	128.9	19:34.429	6	1	2:19.555	47.332	42.388	49.835	135.3	18:46.472
7	1	2:28.334	50.533	46.643	51.158	127.3	22:02.763	7	1	2:21.328	48.167	43.676	49.485	133.6	21:07.800
8	1	2:27.707	49.913	46.656	51.138	127.8	24:30.470	8	1	2:19.794	47.528	42.998	49.268	135.1	23:27.594
9	1	2:44.318	57.499	53.461	53.358	114.9	27:14.788								
80		Alfa Delta OKP 1750 GTAm 1. Umberto BRUSTIO G2 TC 2000 2. Marco BRUSTIO													
1	1	3:28.671	1:40.273	52.160	56.238	90.5	3:28.671	1	1	3:07.322	1:28.756	48.193	50.373	100.8	3:07.322
2	1	6:05.095	B 59.607			51.7	9:33.766	2	1	3:15.632	B 47.139	49.401	1:39.092	96.5	6:22.954
3	1	2:45.371	1:01.985	49.021	54.365	114.2	12:19.137	3	1	5:16.314	3:46.055	41.649	48.610	59.7	11:39.268
4	1	2:37.490	51.695	50.035	55.760	119.9	14:56.627	4	1	2:15.153	45.764	41.103	48.286	139.7	13:54.421
5	1	2:37.182	51.855	49.775	55.552	120.1	17:33.809	5	1	4:53.710	B 45.807	43.520	3:24.383	64.3	18:48.131
6	1	2:35.721	52.344	48.744	54.633	121.3	20:09.530								
7	1	2:30.689	51.249	46.965	52.475	125.3	22:40.219								
8	1	2:29.702	51.180	46.233	52.289	126.1	25:09.921								
87		Alfa Delta OKP 1750 GTAm 1. Davide BERTINELLI G2 TC 2000													
1	1	3:36.247	1:58.660	45.913	51.674	87.3	3:36.247	1	1	2:53.602	1:19.674	44.588	49.340	108.8	2:53.602
2	1	5:48.995	B 53.775			54.1	9:25.242	2	1	6:39.378	B 46.353	42.302	5:10.723	47.3	9:32.980
3	1	2:33.664	1:01.945	42.818	48.901	122.9	11:58.906	3	1	2:33.390	58.397	44.742	50.251	123.1	12:06.370
4	1	2:15.753	46.215	41.579	47.959	139.1	14:14.659	4	1	2:18.382	46.222	43.440	48.720	136.4	14:24.752
5	1	2:17.027	46.514	42.247	48.266	137.8	16:31.686	5	1	3:57.078	B 53.973	52.585	2:10.520	79.6	19:29.602
6	1	2:18.109	46.403	42.480	49.226	136.7	18:49.795	6	1	2:47.824	1:04.324	48.615	54.885	112.5	22:17.426
7	1	2:13.436	B 46.236			141.5	21:03.231	7	1	3:04.922	1:19.033	48.202	57.687	102.1	25:22.348
8	1	2:27.940	54.946	42.868	50.126	127.6	23:31.171								
9	1	2:15.809	45.904	41.812	48.093	139.0	25:46.980								
88		Carrera Team 1750 GTAm 1. Francesco PANTALEO G2 TC 2000 2. Marco GUERRA													
1	1	3:50.670	2:06.185	45.741	58.744	81.9	3:50.670	1	1	3:50.670	2:06.185	45.741	58.744	81.9	3:50.670
2	1	6:01.835	B 1:02.159			52.2	9:52.505	2	1	6:01.835	B 1:02.159			52.2	9:52.505
3	1	2:35.285	1:02.047	43.948	49.290	121.6	12:27.790	3	1	2:35.285	1:02.047	43.948	49.290	121.6	12:27.790
4	1	2:19.960	47.636	43.279	49.045	134.9	14:47.750	4	1	2:19.960	47.636	43.279	49.045	134.9	14:47.750
5	1	3:47.994	B 50.641			82.8	18:35.744	5	1	3:47.994	B 50.641			82.8	18:35.744
6	1	2:54.339	1:11.780	50.927	51.632	108.3	21:30.083	6	1	2:54.339	1:11.780	50.927	51.632	108.3	21:30.083
7	1	2:26.663	49.829	45.521	51.313	128.7	23:56.746	7	1	2:26.663	49.829	45.521	51.313	128.7	23:56.746
8	1	2:26.602	48.671	45.009	52.922	128.8	26:23.348	8	1	2:26.602	48.671	45.009	52.922	128.8	26:23.348
93		Formula GT 1750 GTAm 1. Hans LUGINBUEHL G2 TC 2000													
1	1	2:42.016	1:04.540	46.156	51.320	116.5	2:42.016	1	1	2:42.016	1:04.540	46.156	51.320	116.5	2:42.016
2	1	6:36.701	B 47.812	42.656	5:06.233	47.6	9:18.717	2	1	6:36.701	B 47.812	42.656	5:06.233	47.6	9:18.717
3	1	2:30.710	56.873	43.784	50.053	125.3	11:49.427	3	1	2:30.710	56.873	43.784	50.053	125.3	11:49.427
4	1	2:19.103	47.277	42.493	49.333	135.7	14:08.530	4	1	2:19.103	47.277	42.493	49.333	135.7	14:08.530
5	1	2:18.387	47.222	42.324	48.841	136.4	16:26.917	5	1	2:18.387	47.222	42.324	48.841	136.4	16:26.917
6	1	2:19.555	47.332	42.388	49.835	135.3	18:46.472	6	1	2:19.555	47.332	42.388	49.835	135.3	18:46.472
7	1	2:21.328	48.167	43.676	49.485	133.6	21:07.800	7	1	2:21.328	48.167	43.676	49.485	133.6	21:07.800
8	1	2:19.794	47.528	42.998	49.268	135.1	23:27.594	8	1	2:19.794	47.528	42.998	49.268	135.1	23:27.594
105		Alfa Delta OKP 1750 GTAm 1. Ambrogio PERFETTI G2 TC 2000													
1	1	3:07.322	1:28.756	48.193	50.373	100.8	3:07.322	1	1	3:07.322	1:28.756	48.193	50.373	100.8	3:07.322
2	1	3:15.632	B 47.139	49.401	1:39.092	96.5	6:22.954	2	1	3:15.632	B 47.139	49.401	1:39.092	96.5	6:22.954
3	1	5:16.314	3:46.055	41.649	48.610	59.7	11:39.268	3	1	5:16.314	3:46.055	41.649	48.610	59.7	11:39.268
4	1	2:15.153	45.764	41.103	48.286	139.7	13:54.421	4	1	2:15.153	45.764	41.103	48.286	139.7	13:54.421
5	1	4:53.710	B 45.807	43.520	3:24.383	64.3	18:48.131	5	1	4:53.710	B 45.807	43.520	3:24.383	64.3	18:48.131
112		Carrera Team GT Veloce 2000 1. Antonio PALMA H1 T 2000 2. Guglielmo MAGGIO													
1	1	4:04.363	2:12.723	53.194	58.446	77.3	4:04.363	1	1	4:04.363	2:12.723	53.194	58.446	77.3	4:04.363
2	1	5:42.347	B 1:17.489			55.2	9:46.710	2	1	5:42.347	B 1:17.489			55.2	9:46.710
3	1	3:02.568	1:11.059	51.454	1:00.055	103.4	12:49.278	3	1	3:02.568	1:11.059	51.454	1:00.055	103.4	12:49.278
4	1	2:43.246	55.403	51.448	56.395	115.7	15:32.524	4	1	2:43.246	55.403	51.448	56.395	115.7	15:32.524
5	1	3:57.078	B 53.973	52.585	2:10.520	79.6	19:29.602	5	1	3:57.078	B 53.973	52.585	2:10.520	79.6	19:29.602
6	1	2:47.824	1:04.324	48.615	54.885	112.5	22:17.426	6	1	2:47.824	1:04.324	48.615	54.885	112.5	22:17.426
7	1	3:04.922	1:19.033	48.202	57.687	102.1	25:22.348	7	1	3:04.922	1:19.033	48.202	57.687	102.1	25:22.348
116		Scuderia Biondetti 1750 GTAm 1. Franco MONGUZZI G2 TC 2000													
1	1	2:53.602	1:19.674	44.588	49.340	108.8	2:53.602	1	1	2:53.602	1:19.674	44.588	49.340	108.8	2:53.602
2	1	6:39.378	B 46.353	42.302	5:10.723	47.3	9:32.980	2	1	6:39.378	B 46.353	42.302	5:10.723	47.3	9:32.980
3	1	2:33.390	58.397	44.742	50.251	123.1	12:06.370	3	1	2:33.390	58.397	44.742	50.251	123.1	12:06.370
4	1	2:18.382	46.222	43.440	48.720	136.4	14:24.752	4	1	2:18.382	46.222	43.440	48.720	136.4	14:24.752
5	1	2:17.725	45.943	42.804	48.978	137.1	16:42.477	5	1	2:17.725	45.943				

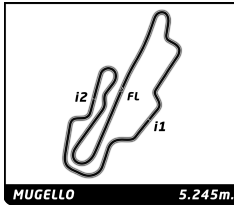


Alfa Revival Cup Mugello Racing Weekend Prove Libere 2

Sector Analysis

— Invalidated Lap ■ Personal Best ■ Session Best B Crossing the pit lane

Lap	D	Time	Sector 1	Sector 2	Sector 3	Kph	Elapsed	Lap	D	Time	Sector 1	Sector 2	Sector 3	Kph	Elapsed	
125		Carrera Team 1.Giovanni SERIO 2.Franco MISCHIS							Giulia Sprint GTA F TC 1600							
9	1	2:19.027	46.618	43.167	49.242	135.8	25:58.490	9	1	2:28.840	50.535	44.059	54.246	126.9	26:44.210	
1	1	4:20.654	2:20.805	59.603	1:00.246	72.4	4:20.654	1	1	3:47.590	2:08.751	44.637	54.202	83.0	3:47.590	
2	1	5:30.846	B 1:14.795			57.1	9:51.500	2	1	5:56.942	B 1:03.136			52.9	9:44.532	
3	1	2:57.492	1:06.754	51.888	58.850	106.4	12:48.992	3	1	2:41.783	1:04.777	45.431	51.575	116.7	12:26.315	
4	1	2:40.781	54.339	50.162	56.280	117.4	15:29.773	4	1	2:18.402	46.788	43.065	48.549	136.4	14:44.717	
5	1	2:39.535	53.012	50.005	56.518	118.4	18:09.308	5	1	2:18.959	46.345	43.941	48.673	135.9	17:03.676	
6	1	2:38.743	53.193	50.003	55.547	118.9	20:48.051	6	1	2:16.348	46.309	42.056	47.983	138.5	19:20.024	
138		Alfa Delta OKP 1.Fred Arve MONSEN							Giulia Sprint GTA G2 GTS 1600							
1	1	3:24.750	1:45.911	46.806	52.033	92.2	3:24.750	7	1	2:15.941	46.208	41.621	48.112	138.9	21:35.965	
2	1	3:25.518	B 56.894			91.9	6:50.268	8	1	2:21.169	48.362	43.100	49.707	133.8	23:57.134	
3	1	4:59.089	3:24.811	43.579	50.699	63.1	11:49.357									
4	1	2:24.585	49.185	44.142	51.258	130.6	14:13.942									
5	1	8:51.737	B 49.187	44.740	7:17.810	35.5	23:05.679									
6	1	2:34.085	57.088	45.057	51.940	122.5	25:39.764									
151		Alfa Race Team 1.André KARDOL							GT Veloce 2000 H2 TC 2000							
1	1	3:09.019	1:22.581	50.401	56.037	99.9	3:09.019									
2	1	6:11.387	B 52.101	56.746	4:22.540	50.8	9:20.406									
3	1	2:53.672	1:09.645	48.854	55.173	108.7	12:14.078									
4	1	2:32.592	51.306	47.683	53.603	123.7	14:46.670									
5	1	2:31.613	50.797	47.795	53.021	124.5	17:18.283									
6	1	2:30.776	51.094	46.706	52.976	125.2	19:49.059									
7	1	2:33.568	51.823	48.454	53.291	123.0	22:22.627									
8	1	2:37.704	52.392	47.690	57.622	119.7	25:00.331									
163		Formula GT 1.Atul SAINI 2.Peter PRALLER							Giulia Sprint GTA G1 GR.5 1600							
1	1	3:20.807	1:34.069	50.771	55.967	94.0	3:20.807									
2	1	6:19.505	B 1:00.919			49.8	9:40.312									
3	1	2:45.735	1:08.197	45.865	51.673	113.9	12:26.047									
4	1	2:24.160	48.457	45.677	50.026	131.0	14:50.207									
5	1	2:22.598	48.123	44.288	50.187	132.4	17:12.805									
6	1	5:25.336	B 48.501	44.301	3:52.534	58.0	22:38.141									
7	1	2:54.640	1:04.619	52.653	57.368	108.1	25:32.781									
188		Alfa Delta OKP 1.Fabrizio ZAMUNER 2.Arturo MERZARIO							Giulia Sprint GTA G2 GTS 1600							
1	1	2:54.509	1:13.651	47.461	53.397	108.2	2:54.509									
2	1	6:36.337	B 51.581	56.958	4:47.798	47.6	9:30.846									
3	1	2:42.337	1:03.314	46.089	52.934	116.3	12:13.183									
4	1	2:26.705	49.478	45.255	51.972	128.7	14:39.888									
5	1	2:26.372	49.257	46.322	50.793	129.0	17:06.260									
6	1	2:22.957	48.089	43.500	51.368	132.1	19:29.217									
7	1	2:22.918	48.198	43.498	51.222	132.1	21:52.135									
8	1	2:23.235	48.098	44.010	51.127	131.8	24:15.370									
306		Carrera Team 1.Massimo GUERRA 2.Marco GUERRA							Giulia Sprint GTA I GR.5 1600							
1	1	3:47.590	2:08.751	44.637	54.202	83.0	3:47.590									
2	1	5:56.942	B 1:03.136			52.9	9:44.532									
3	1	2:41.783	1:04.777	45.431	51.575	116.7	12:26.315									
4	1	2:18.402	46.788	43.065	48.549	136.4	14:44.717									
5	1	2:18.959	46.345	43.941	48.673	135.9	17:03.676									
6	1	2:16.348	46.309	42.056	47.983	138.5	19:20.024									
7	1	2:15.941	46.208	41.621	48.112	138.9	21:35.965									
8	1	2:21.169	48.362	43.100	49.707	133.8	23:57.134									
326		Irpinia Northwest Jolly 1.Alessandro MORTEO 2.Lorenzo MORAMARCO							Alfetta GT Turbodella I GTS 2800							
1	1	3:46.483	2:07.546	45.314	53.623	83.4	3:46.483									
2	1	6:16.561	B 58.613			50.1	10:03.044									
3	1	2:39.618	1:03.707	45.624	50.287	118.3	12:42.662									
4	1	2:17.845	46.010	43.805	48.030	137.0	15:00.507									
5	1	2:16.788	46.139	43.319	47.330	138.0	17:17.295									
6	1	2:16.422	45.393	43.195	47.834	138.4	19:33.717									
356		Circolo della Biella 1.Carlo BARBOLINI CIONINI							1750 GTAm G2 TC 2000							
1	1	3:20.912	1:35.396	50.056	55.460	94.0	3:20.912									
2	1	6:08.007	B 55.865			51.3	9:28.919									
3	1	2:41.113	1:02.911	47.133	51.069	117.2	12:10.032									
4	1	1:41.630	B 50.588			185.8	13:51.662									
5	1	2:33.182	56.937	44.515	51.730	123.3	16:24.844									
6	1	2:21.993	47.786	43.500	50.707	133.0	18:46.837									
7	1	2:29.909	48.942	48.557	52.410	126.0	21:16.746									
8	1	2:26.747	50.725	45.210	50.812	128.7	23:43.493									
9	1	2:20.485	47.779	43.335	49.371	134.4	26:03.978									



Alfa Revival Cup

Mugello Racing Weekend

Prove Libere 1

Classification

No Drivers	Team	Car	Cl.	Time	Lap Total	Gap	Kph
1 23 M. SALOMONE / G. BAR	Alfa Delta	1750 GTAm	G2 TC 200	2:12.135	9 9	- -	142.9
2 306 M. GUERRA / M. GUERR	Carrera Tea	Giulia Sprin	I GR.5 1600	2:14.272	4 9	+2.137 +2.137	140.6
3 105 A. PERFETTI	Alfa Delta	1750 GTAm	G2 TC 200	2:14.656	8 8	+2.521 +0.384	140.2
4 326 A. MORTEO / L. MORAM	Irpinia Nor	Alfetta GT T	I GTS 2800	2:15.458	4 4	+3.323 +0.802	139.4
5 116 F. MONGUZZI	Scuderia Bi	1750 GTAm	G2 TC 200	2:16.240	3 7	+4.105 +0.782	138.6
6 87 D. BERTINELLI	Alfa Delta	1750 GTAm	G2 TC 200	2:16.732	8 9	+4.597 +0.492	138.1
7 69 B. LABER / L. STOJET	Formula GT	1750 GTAm	G2 TC 200	2:18.052	3 8	+5.917 +1.320	136.8
8 93 H. LUGINBUEHL	Formula GT	1750 GTAm	G2 TC 200	2:18.697	6 10	+6.562 +0.645	136.1
9 12 G. SORDI / M. SORDI	Alfa Delta	1750 GTAm	G2 TC 200	2:19.074	10 10	+6.939 +0.377	135.8
10 77 . WALTER BEN	Alfa Delta	Giulia Sprin	I GR.5 1600	2:19.920	5 9	+7.785 +0.846	134.9
11 356 C. BARBOLINI CIONINI	Circolo del	1750 GTAm	G2 TC 200	2:20.191	9 10	+8.056 +0.271	134.7
12 80 U. BRUSTIO / M. BRUS	Alfa Delta	1750 GTAm	G2 TC 200	2:20.681	7 9	+8.546 +0.490	134.2
13 1 P. BACHOFEN / D. INH	Alfa Delta	1750 GTAm	G2 TC 200	2:21.353	10 10	+9.218 +0.672	133.6
14 27 A. FRANCESCHETTI	Formula GT	1750 GTAm	G2 TC 200	2:22.145	8 9	+10.010 +0.792	132.8
15 11 F. SICCARDI	Alfa Delta	1750 GTAm	G2 TC 200	2:24.339	8 10	+12.204 +2.194	130.8
16 138 F. MONSEN	Alfa Delta	Giulia Sprin	G2 GTS 16	2:24.555	6 6	+12.420 +0.216	130.6
17 30 F. BURATTI / M. BETT	Carrera Tea	Giulia Sprin	I GR.5 1600	2:26.042	4 4	+13.907 +1.487	129.3
18 125 G. SERIO / F. MISCHI	Carrera Tea	Giulia Sprin	F TC 1600	2:27.193	7 8	+15.058 +1.151	128.3
19 151 A. KARDOL	Alfa Race T	GT Veloce 20	H2 TC 200	2:33.824	6 9	+21.689 +6.631	122.8
20 16 G. BENEDINI / B. FER	Carrera Tea	Giulia Sprin	F TC 1600	2:38.141	4 6	+26.006 +4.317	119.4
21 163 A. SAINI / P. PRALLE	Formula GT	Giulia Sprin	G1 GR.5 1600	2:45.387	8 9	+33.252 +7.246	114.2
22 112 A. PALMA / G. MAGGIO	Carrera Tea	GT Veloce 20	H1 T 2000	2:52.383	6 6	+40.248 +6.996	109.5
23 7 R. LONARDI	Scuderia Nu	Giulietta Sp	E GTS 1300	2:52.712	5 5	+40.577 +0.329	109.3
24 28 S. CARBONE	Gatti Team	GT Veloce 20	H1 T 2000	2:54.238	3 5	+42.103 +1.526	108.4
25 10 E. MORTEO / A. MORTE	Irpinia Nor	Giulietta TI	E TC 1300				
26 42 G. BARDELLI / N. CIP	Eclat Racin	Alfetta GT A	I TC 2000				
27 88 F. PANTALEO / M. GUE	Carrera Tea	1750 GTAm	G2 TC 200		6		
28 188 F. ZAMUNER / A. MERZ	Alfa Delta	Giulia Sprin	G2 GTS 16		2		

Fastest Lap: Lap 9 Mario SALOMONE **2:12.135** 142.9 Kph

Published at:

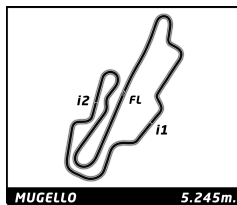
Track Status: **DRY**

Direttore di Gara:

CANU Antonio
Lic. 52925

Il DS Cronometraggio

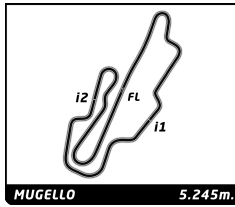
INNOCENTI Chiara
Lic. 523246



Alfa Revival Cup Mugello Racing Weekend Prove Libere 1

Best Sector Times

Sector 1		Sector 2		Sector 3		No Team	Class	Ide al	Bes t
No Driver	Time	No Driver	Time	No Driver	Time				
1 326 A.MORT	44.779	23 M.SALO	40.173	23 M.SALO	46.953	1 23 Alfa Delta O	G2 T	2:12.135	2:12.135 (1)
2 23 M.SALO	45.009	105 A.PERF	40.777	306 M.GUER	47.513	2 105 Alfa Delta O	G2 T	2:13.952	2:14.656 (3)
3 116 F.MONG	45.423	306 M.GUER	41.098	326 A.MORT	47.624	3 306 Carrera Team	I GR	2:14.212	2:14.272 (2)
4 105 A.PERF	45.546	116 F.MONG	42.065	105 A.PERF	47.629	4 326 Irpinia Nort	I GT	2:15.458	2:15.458 (4)
5 306 M.GUER	45.601	69 B.LABE	42.260	87 D.BERT	48.206	5 116 Scuderia Bio	G2 T	2:15.813	2:16.240 (5)
6 87 D.BERT	45.782	93 H.LUGI	42.370	116 F.MONG	48.325	6 87 Alfa Delta O	G2 T	2:16.462	2:16.732 (6)
7 356 C.BARB	46.902	12 G.SORD	42.402	69 B.LABE	48.803	7 69 Formula GT	G2 T	2:18.045	2:18.052 (7)
8 69 B.LABE	46.982	87 D.BERT	42.474	93 H.LUGI	48.999	8 93 Formula GT	G2 T	2:18.455	2:18.697 (8)
9 12 G.SORD	47.025	77 WALTER	42.532	356 C.BARB	49.218	9 12 Alfa Delta O	G2 T	2:18.918	2:19.074 (9)
10 93 H.LUGI	47.086	326 A.MORT	43.055	77 WALTER	49.391	10 77 Alfa Delta O	I GR	2:19.530	2:19.920 (10)
11 80 U.BRUS	47.374	80 U.BRUS	43.255	1 P.BACH	49.442	11 356 Circolo dell	G2 T	2:20.191	2:20.191 (11)
12 27 A.FRAN	47.569	1 P.BACH	43.940	88 F.PANT	49.479	12 80 Alfa Delta O	G2 T	2:20.221	2:20.681 (12)
13 77 WALTER	47.607	356 C.BARB	44.071	12 G.SORD	49.491	13 1 Alfa Delta O	G2 T	2:21.057	2:21.353 (13)
14 1 P.BACH	47.675	27 A.FRAN	44.112	80 U.BRUS	49.592	14 27 Formula GT	G2 T	2:21.445	2:22.145 (14)
15 11 F.SICC	48.237	138 F.MONS	44.354	27 A.FRAN	49.764	15 138 Alfa Delta O	G2 G	2:24.042	2:24.555 (16)
16 138 F.MONS	49.059	30 F.BURA	44.655	138 F.MONS	50.629	16 11 Alfa Delta O	G2 T	2:24.209	2:24.339 (15)
17 30 F.BURA	49.381	11 F.SICC	44.685	11 F.SICC	51.287	17 88 Carrera Team	G2 T	2:24.731	
18 125 G.SERI	49.702	88 F.PANT	45.169	125 G.SERI	51.384	18 30 Carrera Team	I GR	2:26.005	2:26.042 (17)
19 88 F.PANT	50.083	125 G.SERI	45.413	30 F.BURA	51.969	19 125 Carrera Team	F TC	2:26.499	2:27.193 (18)
20 151 A.KARD	51.511	151 A.KARD	47.600	151 A.KARD	53.606	20 151 Alfa Race Te	H2 T	2:32.717	2:33.824 (19)
21 16 G.BENE	51.952	16 G.BENE	49.166	16 G.BENE	54.458	21 16 Carrera Team	F TC	2:35.576	2:38.141 (20)
22 163 A.SAIN	55.878	188 F.ZAMU	51.763	163 A.SAIN	56.091	22 163 Formula GT	G1 G	2:44.622	2:45.387 (21)
23 28 S.CARB	56.836	112 A.PALM	52.329	28 S.CARB	59.875	23 28 Gatti Team	H1 T	2:50.341	2:54.238 (24)
24 112 A.PALM	57.929	163 A.SAIN	52.653	112 A.PALM	1:00.653	24 112 Carrera Team	H1 T	2:50.911	2:52.383 (22)
25 7 R.LONA	58.421	7 R.LONA	53.456	7 R.LONA	1:00.835	25 7 Scuderia Nuv	E GT	2:52.712	2:52.712 (23)



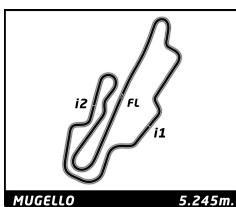
Alfa Revival Cup

Mugello Racing Weekend

Prove Libere 1

Best Top Speed

Team	Car	Class	Top Speed	Top 1		Top 2		Top 3		Top 4		Top 5		Avg
				Kph	Lap	Kph	Lap	Kph	Lap	Kph	Lap	Kph	Lap	
326 Irpinia Northw	Alfetta GT	I GTS 2800	A. MORT	230.3	4	227.4	3	117.3	2	72.3	1			161,8
116 Scuderia Biond	1750 GTAm	G2 TC 2000	F. MONG	212.3	4	211.5	7	211.1	5	210.7	3	196.6	2	208,4
87 Alfa Delta OKP	1750 GTAm	G2 TC 2000	D. BERT	209.5	9	205.9	7	205.9	8	205.5	3	205.5	4	206,5
105 Alfa Delta OKP	1750 GTAm	G2 TC 2000	A. PERF	206.3	7	205.9	8	202.8	5	202.5	3	202.5	6	204,0
27 Formula GT	1750 GTAm	G2 TC 2000	A. FRAN	204.4	4	203.6	9	203.2	7	202.8	3	202.8	8	203,4
11 Alfa Delta OKP	1750 GTAm	G2 TC 2000	F. SICC	204.0	4	203.6	3	203.6	6	202.5	8	202.1	2	203,2
69 Formula GT	1750 GTAm	G2 TC 2000	B. LABE	204.0	3	204.0	8	203.2	6	202.8	5	202.1	7	203,2
356 Circolo della	1750 GTAm	G2 TC 2000	C. BARB	204.0	3	202.8	10	201.3	7	201.0	4	200.6	9	201,9
1 Alfa Delta OKP	1750 GTAm	G2 TC 2000	P. BACH	202.5	9	202.5	3	201.7	6	201.3	5	201.0	7	201,8
23 Alfa Delta OKP	1750 GTAm	G2 TC 2000	M. SALO	201.3	7	201.0	5	200.2	9	199.5	6	194.8	4	199,4
88 Carrera Team	1750 GTAm	G2 TC 2000	F. PANT	201.3	4	193.8	2	179.7	6	127.6	5	112.4	3	163,0
306 Carrera Team	Giulia Spri	I GR.5 1600	M. GUER	201.3	8	200.2	7	200.2	9	197.7	4	196.6	3	199,2
80 Alfa Delta OKP	1750 GTAm	G2 TC 2000	U. BRUS	200.2	6	200.2	7	198.8	8	198.0	9	197.0	2	198,8
93 Formula GT	1750 GTAm	G2 TC 2000	H. LUGI	200.2	10	199.1	7	198.8	6	197.7	9	197.0	2	198,6
77 Alfa Delta OKP	Giulia Spri	I GR.5 1600	WALTER	199.1	6	195.9	5	194.8	3	194.5	4	194.5	7	195,8
12 Alfa Delta OKP	1750 GTAm	G2 TC 2000	G. SORD	193.1	7	192.8	9	190.7	2	190.4	4	190.1	8	191,4
151 Alfa Race Team	GT Veloce 2	H2 TC 2000	A. KARD	191.7	3	189.7	9	188.7	4	187.8	6	187.4	7	189,1
138 Alfa Delta OKP	Giulia Spri	G2 GTS 1600	F. MONS	191.4	4	190.4	3	189.1	6	186.2	5	181.8	2	187,8
30 Carrera Team	Giulia Spri	I GR.5 1600	F. BURA	189.4	4	186.5	3	176.5	2	95.9	1			162,1
16 Carrera Team	Giulia Spri	F TC 1600	G. BENE	188.1	4	187.8	5	180.9	2	163.5	3	144.0	6	172,9
125 Carrera Team	Giulia Spri	F TC 1600	G. SERI	187.8	7	186.5	8	185.2	5	185.2	6	167.8	2	182,5
163 Formula GT	Giulia Spri	G1 GR.5 1600	A. SAIN	175.9	6	172.8	3	172.6	9	169.6	2	169.6	7	172,1
28 Gatti Team	GT Veloce 2	H1 T 2000	S. CARB	157.1	4	156.7	2	154.7	5	134.4	3	101.0	1	140,8
7 Scuderia Nuvol	Giulietta S	E GTS 1300	R. LONA	155.8	5	137.1	3	131.1	2	76.9	4	65.6	1	113,3
112 Carrera Team	GT Veloce 2	H1 T 2000	A. PALM	148.5	5	147.5	6	146.5	4	141.0	2	79.5	3	132,6
188 Alfa Delta OKP	Giulia Spri	G2 GTS 1600	F. ZAMU	92.5	2	73.0	1							82,8
10 Irpinia Northw	Giulietta T	E TC 1300												
42 Eclat Racing A	Alfetta GT	I TC 2000												



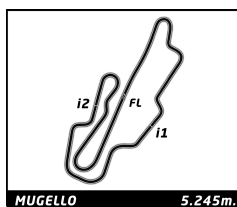
Alfa Revival Cup

Mugello Racing Weekend

Prove Libere 1

Sector Analysis

Invalidated Lap							Personal Best							Session Best							B Crossing the pit lane																																																										
Lap	D	Time	Sector 1	Sector 2	Sector 3	Kph	Elapsed	Lap	D	Time	Sector 1	Sector 2	Sector 3	Kph	Elapsed	Lap	D	Time	Sector 1	Sector 2	Sector 3	Kph	Elapsed																																																								
1 Alfa Delta OKP 1750 GTAm																																																																															
1. Peter BACHOFEN G2 TC 2000																																																																															
2. Dario INHELDER																																																																															
1	1	3:25.8	1:27.420	57.115	1:01.363	91.7	3:25.898	2	1	7:54.5	55.715	49.743	6:09.130	39.8	12:12.022	3	1	2:39.6	55.915	49.316	54.458	118.2	14:51.711	4	1	2:38.1	54.378	49.166	54.597	119.4	17:29.852	5	1	2:38.8	51.952	49.796	57.148	118.8	20:08.748	6	1	3:01.8	58.574	58.961	1:04.363	103.8	23:10.646																																
7 Scuderia Nuvolari Giulietta Spi																																																																															
1. Roberto LONARDI E GTS 1300																																																																															
1	1	4:34.8	2:13.718	1:10.767	1:10.343	68.7	4:34.828	2	1	9:18.0	1:06.718	1:00.572	7:10.741	33.8	13:52.859	3	1	4:47.1 B	1:02.169	1:01.082	2:43.933	65.7	18:40.043	4	1	3:14.9	1:13.931	57.191	1:03.833	96.9	21:54.998	5	1	2:52.7	58.421	53.456	1:00.835	109.3	24:47.710																																								
11 Alfa Delta OKP 1750 GTAm																																																																															
1. Francesco SICCARDI G2 TC 2000																																																																															
1	1	3:45.1	2:01.951	48.989	54.247	83.9	3:45.187	2	1	2:33.9	50.739	45.967	57.218	122.7	6:19.111	3	1	2:27.6	49.199	46.315	52.112	127.9	8:46.737	4	1	2:28.1	49.315	46.250	52.602	127.4	11:14.904	5	1	2:27.2	49.516	45.563	52.157	128.2	13:42.140	6	1	3:26.9 B	48.621	46.269	1:52.086	91.2	17:09.116	7	1	2:36.5	57.747	47.277	51.476	120.7	19:45.616	8	1	2:24.3	48.237	44.685	51.417	130.8	22:09.955	9	1	2:24.9	48.765	44.868	51.287	130.3	24:34.875	10	1	2:26.9	48.259	47.026	51.622	128.5	27:01.782
12 Alfa Delta OKP 1750 GTAm																																																																															
1. Giulio SORDI G2 TC 2000																																																																															
2. Mattia SORDI																																																																															
1	1	3:37.6	1:56.872	47.982	52.788	86.8	3:37.642	2	1	2:47.5	48.629	44.665	1:14.209	112.7	6:25.145	3	1	2:22.7	48.952	43.360	50.420	132.3	8:47.877	4	1	2:23.5	48.530	44.465	50.565	131.5	11:11.437	5	1	2:20.6	47.695	43.152	49.811	134.2	13:32.095	6	1	2:21.8	47.427	44.541	49.856	133.1	15:53.919	7	1	2:21.6	48.397	43.100	50.136	133.3	18:15.552	8	1	2:20.9	47.025	43.740	50.139	134.0	20:36.456	9	1	2:20.4	47.594	43.369	49.491	134.4	22:56.910	10	1	2:19.0	47.140	42.402	49.532	135.8	25:15.984
16 Carrera Team Giulia Sprint																																																																															
1. Giampaolo BENEDINI F TC 1600																																																																															
2. Bruno FERRARI																																																																															
1	1	4:17.4	2:17.739	59.416	1:00.279	73.3	4:17.434	2	1	3:10.5	1:23.110	52.184	55.283	99.1	3:10.577	3	1	2:21.3	48.599	43.462	49.262	133.6	5:31.900	4	1	2:18.0	46.982	42.260	48.810	136.8	7:49.952	5	1	2:18.8	47.082	42.994	48.803	136.0	10:08.831																																								
23 Alfa Delta OKP 1750 GTAm																																																																															
1. Mario SALOMONE G2 TC 2000																																																																															
2. Giacomo BARRI																																																																															
1	1	3:35.0	1:33.344	1:00.617	1:01.082	87.8	3:35.043	2	1	2:44.1	55.818	49.670	58.704	115.0	6:19.235	3	1	2:30.5	51.208	46.695	52.613	125.4	8:49.751	4	1	2:29.9	50.347	46.699	52.855	126.0	11:19.652	5	1	2:30.5	49.692	48.131	52.733	125.4	13:50.208	6	1	2:25.6	49.538	45.618	50.486	129.6	16:15.850	7	1	4:01.6 B	48.363	53.404	2:19.894	78.1	20:17.511	8	1	2:25.1	54.711	42.859	47.616	130.1	22:42.697	9	1	2:12.1	45.009	40.173	46.953	142.9	24:54.832								
27 Formula GT 1750 GTAm																																																																															
1. Alberto FRANCESCHETTI G2 TC 2000																																																																															
1	1	3:25.4	1:34.340	53.876	57.273	91.9	3:25.489	2	1	2:30.6	52.215	47.195	51.257	125.3	5:56.156	3	1	2:28.0	47.569	45.746	54.753	127.5	8:24.224	4	1	2:22.8	48.106	44.612	50.136	132.2	10:47.078	5	1	6:17.0 B	52.925	50.557	4:33.543	50.1	17:04.103	6	1	2:52.9	1:06.036	54.022	52.864	109.2	19:57.025	7	1	2:26.6	48.590	46.315	51.771	128.7	22:23.701	8	1	2:22.1	48.269	44.112	49.764	132.8	24:45.846	9	1	2:23.4	48.297	44.284	50.907	131.6	27:09.334								
28 Gatti Team GT Veloce 200																																																																															
1. Salvatore CARBONE H1 T 2000																																																																															
1	1	11:27.	5:49.105	1:06.852	4:31.265	27.5	11:27.222	2	1	2:56.7	58.887	54.581	1:03.288	106.8	14:23.978	3	1	2:54.2	59.178	53.630	1:01.430	108.4	17:18.216	4	1	2:54.5	59.292	55.394	59.875	108.2	20:12.777	5	1	5:25.1 B	56.836	57.841	3:30.518	58.1	25:37.972																																								
30 Carrera Team Giulia Sprint																																																																															
1. Federico BURATTI I GR.5 1600																																																																															
2. Massimiliano BETTATI																																																																															
1	1	4:17.8	2:23.210	54.932	59.712	73.2	4:17.854	2	1	7:39.0	53.601	47.743	5:57.743	41.1	11:56.941	3	1	2:28.0	50.881	45.069	52.134	127.5	14:25.025	4	1	2:26.0	49.418	44.655	51.969	129.3	16:51.067																																																
69 Formula GT 1750 GTAm																																																																															
1. Bernhard LABER G2 TC 2000																																																																															
2. Lukas STOJETZ																																																																															
1	1	3:10.5	1:23.110	52.184	55.283	99.1	3:10.577	2	1	2:21.3	48.599	43.462	49.262	133.6	5:31.900	3	1	2:18.0	46.982	42.260	48.810	136.8	7:49.952	4	1	2:18.8	47.082	42.994	48.803	136.0	10:08.831																																																



Alfa Revival Cup Mugello Racing Weekend Prove Libere 1

Sector Analysis

Invalidated Lap Personal Best Session Best B Crossing the pit lane

Lap	D	Time	Sector 1	Sector 2	Sector 3	Kph	Elapsed	Lap	D	Time	Sector 1	Sector 2	Sector 3	Kph	Elapsed
77 Alfa Delta OKP 1750 GTAm 1. WALTER BEN 1 GR.5 1600															
1	1	4:13.4	2:22.224	54.909	56.298	74.5	4:13.431	1	1	3:21.4	1:34.790	52.209	54.476	93.7	3:21.475
2	1	2:34.1	53.716	46.858	53.588	122.5	6:47.593	2	1	2:24.1	50.065	44.008	50.079	131.0	5:45.627
3	1	2:23.8	49.808	43.943	50.112	131.2	9:11.456	3	1	2:20.8	48.460	42.972	49.438	134.0	8:06.497
4	1	2:20.9	48.187	42.667	50.123	133.9	11:32.433	4	1	2:21.5	47.868	43.995	49.680	133.4	10:28.040
5	1	2:19.9	47.997	42.532	49.391	134.9	13:52.353	5	1	2:19.3	47.964	42.384	48.999	135.5	12:47.387
6	1	2:20.4	47.607	43.373	49.503	134.4	16:12.836	6	1	2:18.6	47.086	42.370	49.241	136.1	15:06.084
7	1	3:22.5	B 49.238			93.2	19:35.383	7	1	3:19.3	B 49.425			94.7	18:25.388
8	1	3:11.2	B 1:03.696			98.7	22:46.633	8	1	2:37.8	58.915	48.371	50.530	119.6	21:03.204
9	1	2:29.1	56.131	42.856	50.180	126.6	25:15.800	9	1	2:24.2	49.173	45.830	49.275	130.9	23:27.482
80 Alfa Delta OKP 1750 GTAm 1. Umberto BRUSTIO G2 TC 2000 2. Marco BRUSTIO															
1	1	3:33.6	1:37.384	57.822	58.473	88.4	3:33.679	10	1	2:30.7	47.587	48.953	54.189	125.3	25:58.211
2	1	2:35.5	50.520	49.282	55.785	121.4	6:09.266								
3	1	2:27.5	50.161	46.309	51.075	128.0	8:36.811								
4	1	2:28.8	48.805	48.120	51.895	126.9	11:05.631								
5	1	2:24.8	48.862	45.537	50.480	130.3	13:30.510								
6	1	2:23.3	48.627	44.613	50.074	131.8	15:53.824								
7	1	2:20.6	47.834	43.255	49.592	134.2	18:14.505								
8	1	2:21.6	47.536	43.891	50.189	133.3	20:36.121								
9	1	2:22.1	47.374	44.137	50.659	132.8	22:58.291								
87 Alfa Delta OKP 1750 GTAm 1. Davide BERTINELLI G2 TC 2000															
1	1	4:14.4	2:28.825	49.577	56.046	74.2	4:14.448								
2	1	2:24.1	49.921	44.171	50.100	131.0	6:38.640								
3	1	2:21.3	48.320	44.252	48.804	133.6	9:00.016								
4	1	2:24.7	46.195	42.563	55.997	130.4	11:24.771								
5	1	2:36.4	B 52.168			120.7	14:01.183								
6	1	2:29.3	57.937	43.161	48.206	126.5	16:30.487								
7	1	2:20.0	46.096	44.271	49.716	134.8	18:50.570								
8	1	2:16.7	45.782	42.474	48.476	138.1	21:07.302								
9	1	2:18.3	46.321	43.304	48.699	136.5	23:25.626								
88 Carrera Team 1750 GTAm 1. Francesco PANTALEO G2 TC 2000 2. Marco GUERRA															
1	1	3:34.1	1:46.635	52.091	55.421	88.2	3:34.147								
2	1	4:53.8	B 50.373	46.212	3:17.272	64.3	8:28.004								
3	1	5:00.2	59.162	45.899	3:15.211	62.9	13:28.276								
4	1	3:13.7	B 50.176			97.5	16:42.004								
5	1	2:32.7	57.335	45.958	49.479	123.6	19:14.776								
6	1	2:23.9	B 50.083			131.1	21:38.752								
93 Formula GT 1750 GTAm 1. Hans LUGINBUEHL G2 TC 2000															
1	1	3:21.4	1:34.790	52.209	54.476	93.7	3:21.475								
2	1	2:24.1	50.065	44.008	50.079	131.0	5:45.627								
3	1	2:20.8	48.460	42.972	49.438	134.0	8:06.497								
4	1	2:21.5	47.868	43.995	49.680	133.4	10:28.040								
5	1	2:19.3	47.964	42.384	48.999	135.5	12:47.387								
6	1	2:18.6	47.086	42.370	49.241	136.1	15:06.084								
7	1	3:19.3	B 49.425			94.7	18:25.388								
8	1	2:37.8	58.915	48.371	50.530	119.6	21:03.204								
9	1	2:24.2	49.173	45.830	49.275	130.9	23:27.482								
10	1	2:30.7	47.587	48.953	54.189	125.3	25:58.211								
105 Alfa Delta OKP 1750 GTAm 1. Ambrogio PERFETTI G2 TC 2000															
1	1	3:19.4	1:33.958	51.638	53.836	94.7	3:19.432								
2	1	2:15.4	46.918	40.905	47.629	139.4	5:34.884								
3	1	3:55.7	B 45.771	40.848	2:29.133	80.1	9:30.636								
4	1	2:29.7	55.493	43.592	50.615	126.1	12:00.336								
5	1	2:16.8	46.153	40.777	49.920	138.0	14:17.186								
6	1	2:14.6	45.771	41.245	47.646	140.2	16:31.848								
7	1	2:20.1	46.331	46.039	47.791	134.7	18:52.009								
8	1	2:14.6	45.546	41.402	47.708	140.2	21:06.665								
112 Carrera Team GT Veloce 200 1. Antonio PALMA H1 T 2000 2. Guglielmo MAGGIO															
1	1	3:52.4	1:53.373	57.039	1:02.037	81.2	3:52.449								
2	1	10:34.	B 59.990	52.329	8:41.775	29.8	14:26.543								
3	1	3:18.0	1:13.570	1:00.227	1:04.253	95.3	17:44.593								
4	1	2:57.9	1:00.766	56.078	1:01.110	106.1	20:42.547								
5	1	2:54.5	58.585	53.832	1:02.103	108.2	23:37.067								
6	1	2:52.3	57.929	53.801	1:00.653	109.5	26:29.450								
116 Scuderia Biondetti 1750 GTAm 1. Franco MONGUZZI G2 TC 2000															
1	1	3:31.9	1:50.510	48.768	52.656	89.1	3:31.934								
2	1	9:07.1	48.453	43.582	7:35.078	34.5	12:39.047								
3	1	2:16.2	45.423	42.170	48.647	138.6	14:55.287								
4	1	2:17.0	46.400	42.289	48.325	137.8	17:12.301								
5	1	4:28.6	B 55.276			70.3	21:40.907								
6	1	2:29.5	56.652	43.273	49.649	126.2	24:10.481								
7	1	2:16.3	45.942	42.065	48.382	138.4	26:26.870								
125 Carrera Team Giulia Sprint 1. Giovanni SERIO FTC 1600 2. Franco MISCHIS															
1	1	4:17.7	2:15.382	59.358	1:03.002	73.3	4:17.742								
2	1	2:50.7	57.942	52.145	1:00.635	110.6	7:08.464								
3	1	4:26.4	B 1:00.258			70.9	11:34.951								
4	1	2:44.9	1:02.826	47.977	54.109	114.5	14:19.863								
5	1	2:27.9	50.623	45.481	51.822	127.6	16:47.789								

