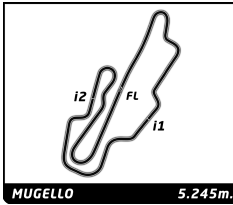




SPORT

mugello
CIRCUIT

MUGELLO 5.245m.

Alfa Revival Cup

Mugello Racing Weekend

Race (1 Hour)

Final Classification

No Drivers	Team	Car	Cl.	Laps	Total Time	Gap	Kph	Best Lap			
								Lap	Time	Kph	
1	50 G. BARRI	OKP Alfa Delta Racing Team	GTAm	G2 TC 200	24	1:00:46.692	-	124.3	5	2:12.623	142.4
2	87 D. BERTINELLI	Team Gatti	GTAm	G2 TC 200	24	1:01:00.925	+14.233	123.8	6	2:12.447	142.6
3	63 L. MERCATALI / N. MERCATALI	Scuderia Clemente Biondetti	GTAm	G2 TC 200	24	1:01:07.803	+21.111	123.6	12	2:13.674	141.3
4	95 D. PERFETTI	OKP Alfa Delta Racing Team	GTAm	G2 TC 200	24	1:01:13.523	+26.831	123.4	5	2:13.666	141.3
5	34 M. KAMATA	OKP Alfa Delta Racing Team	GTAm	G2 TC 200	24	1:01:42.630	+55.938	122.4	5	2:16.705	138.1
6	69 B. LABER / L. STOJETZ	OKP Alfa Delta Racing Team	GTAm	G2 TC 200	24	1:01:45.222	+58.530	122.3	6	2:15.098	139.8
7	81 E. CAPONI / F. SABATINI	Jolly Car Squadra Corse	GTAm	G2 TC 200	24	1:01:51.860	+1:05.168	122.1	5	2:17.222	137.6
8	36 C. ONDRAK / M. BORTOLAMI	OKP Alfa Delta Racing Team	GTAm	I GR 5 16C	24	1:01:51.876	+1:05.184	122.1	20	2:17.689	137.1
9	85 P. BACHOFEN / F. ZAMUNER	OKP Alfa Delta Racing Team	GTAm	G2 TC 200	24	1:01:54.445	+1:07.753	122.0	12	2:17.209	137.6
10	106 G. SERIO / M. GUERRA	Carrera Team	Giulia Sprint GTA	I GR 5 16C	24	1:02:08.587	+1:21.895	121.5	5	2:16.368	138.5
11	25 F. PANTALEO / A. CRESCENTI	Carrera Team	Giulia Sprint GTA	F TC 1600	24	1:02:18.863	+1:32.171	121.2	11	2:20.117	134.8
12	100 M. KÖRBER / F. KÖRBER	OKP Alfa Delta Racing Team	GTAm	Giulia Sprint GTA	F TC 1600	23	1:01:48.874	1 Lap 117.1	11	2:20.732	134.2
13	27 A. FRANCESCHETTI	Formula GT	GTAm	G2 TC 200	23	1:01:50.441	1 Lap 117.0	18	2:23.040	132.0	
14	16 M. GUERRA / E. BENEDINI	Carrera Team	Giulia Sprint GTA	F TC 1600	23	1:01:56.547	1 Lap 116.9	11	2:21.311	133.6	
15	23 M. SALOMONE	OKP Alfa Delta Racing Team	GTAm	G2 TC 200	23	1:01:57.976	1 Lap 116.8	9	2:22.258	132.7	
16	93 H. LUGINBUEHL	Formula GT	GTAm	G2 TC 200	23	1:02:16.658	1 Lap 116.2	14	2:24.155	131.0	
17	103 C. WINKLER / B. WINKLER	GTAm	G2 TC 200	23	1:02:36.398	1 Lap 115.6	6	2:21.594	133.4		
18	62 F. GIMIGNANI	Scuderia Clemente Biondetti	GT Veloce 2000	H1 T 2000	23	1:02:50.940	1 Lap 115.2	10	2:30.494	125.5	
19	19 J. VON MUSCHWITZ	OKP Alfa Delta Racing Team	GTAm	G2 TC 200	22	59:52.418	2 Laps 115.6	20	2:25.498	129.8	
20	44 F. AMENDOLAGINE	Scuderia Capannone Garage	GT Veloce 2000	H1 T 2000	22	1:02:43.988	2 Laps 110.4	10	2:30.852	125.2	
21	60 C. FABBRINI / M. BINI	Scuderia Clemente Biondetti	GT Veloce 2000	H1 T 2000	22	1:02:54.074	2 Laps 110.1	19	2:33.230	123.2	
22	20 M. MILLA / U. CAUCCI	Scuderia Capannone Garage	Giulia Super	H1 TC 16C	22	1:03:02.362	2 Laps 109.8	21	2:33.429	123.1	
23	33 S. SAMBATARO	Scuderia Etna	Giulia Ti Super	F TC 1600	22	1:03:25.919	2 Laps 109.1	20	2:36.690	120.5	
24	5 R. RAIMONDI	Circolo della Biella	Giulietta Spider Veloce	E GTS 130	22	1:03:26.759	2 Laps 109.1	19	2:38.501	119.1	
25	99 S. ROLLWAGEN	OKP Alfa Delta Racing Team	Giulia Sprint GT Veloce	G1 TC 16C	21	1:01:13.453	3 Laps 107.9	11	2:37.013	120.3	
26	356 C. BARBOLINI / R. RAIMONDI	Circolo della Biella	GTAm	G2 TC 200	20	52:31.059	4 Laps 119.8	19	2:17.933	136.9	
27	61 E. ACCIAI / G. ACCIAI	Scuderia Clemente Biondetti	GT Veloce 2000	H1 T 2000	19	53:37.182	5 Laps 111.5	14	2:32.038	124.2	
28	96 S. BARBIERI	AMG RS	GTAm	G2 TC 200	17	47:34.980	7 Laps 112.4	11	2:21.761	133.2	
29	24 D. INHELDER	Auto Engiadina	GTAm	G2 TC 200	17	1:00:43.250	7 Laps 88.1	10	2:24.476	130.7	
Not classified											
86	L. DEMARCHI / D. DOMENICHINI	Jolly Car Squadra Corse	GTAm	G2 TC 200	15	40:19.632			11	2:15.650	139.2
90	F. SLAMA	GTAm	G2 TC 200	12	35:03.377				5	2:30.709	125.3
98	W. BEN / F. BABINI	Scuderia Clemente Biondetti	GTAm	G2 TC 200	8	23:59.701			6	2:23.925	131.2
108	M. SORDI / G. SORDI	OKP Alfa Delta Racing Team	Giulia Super	H2 TC 16C							

Pole Position:	Walter BEN	2:11.649	143.4 Kph
Fastest Lap:	Lap 6 Davide BERTINELLI	2:12.447	142.6 Kph

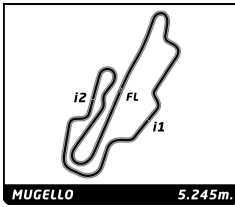
CAR 19 TIME PENALTY 5 SECONDS FOR OVERTAKING UNDER SAFETY CAR PROCEDURE
 CAR 24 TIME PENALTY 5 SECONDS FOR CROSSING WHITE LINE AT PIT EXIT
 CAR 27 TIME PENALTY OF 2,793 SECONDS FOR NOT RESPECTING MINIMUM PIT STOP TIME
 CAR 34 TIME PENALTY OF 8,280 SECONDS FOR NOT RESPECTING MINIMUM PIT STOP TIME
 CAR 87 TIME PENALTY OF 2,708 SECONDS FOR NOT RESPECTING MINIMUM PIT STOP TIME
 CARS 23-95-103-20-99-19-33-93-81-356-25-36 TIME PENALTY OF 10 SECONDS DUE TO STEWARDS DECISION NN.
 3-4-5-6-7-8-9-10-11-12-13-14

Published at:

Track Status: **DRY**

Stewards: Maria Grazia ARBERI CSAI 26127	Gianluca NATALONI CSAI 338031	Antonia MARMILLATA CSAI 371681	Timekeeper: Andrea RAPI
---	----------------------------------	-----------------------------------	-----------------------------------

13/10/2024 Page 1 / 1



Alfa Revival Cup Mugello Racing Weekend Race (1 Hour)

Final Classification by Class

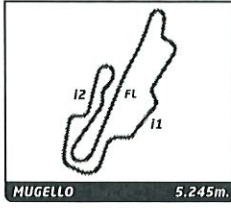
No Drivers	Team	Car	Laps	Total Time	Gap	Kph	Best Lap			
							Lap	Time	Kph	
E GTS 1300										
1	5 R. RAIMONDI	Circolo della Biella	Giulietta Spider Veloce	22	1:03:26.759		109.1	19	2:38.501	119.1
F TC 1600										
1	25 F. PANTALEO / A. CRESCENTI	Carrera Team	Giulia Sprint GTA	24	1:02:18.863		121.2	11	2:20.117	134.8
2	100 M. KÖRBER / F. KÖRBER	OKP Alfa Delta Racing Team	Giulia Sprint GTA	23	1:01:48.874	1 Lap	117.1	11	2:20.732	134.2
3	16 M. GUERRA / E. BENEDINI	Carrera Team	Giulia Sprint GTA	23	1:01:56.547	1 Lap	116.9	11	2:21.311	133.6
4	33 S. SAMBATARO	Scuderia Etna	Giulia Ti Super	22	1:03:25.919	2 Laps	109.1	20	2:36.690	120.5
G1 TC 1600										
1	99 S. ROLLWAGEN	OKP Alfa Delta Racing Team	Giulia Sprint GT Veloce	21	1:01:13.453		107.9	11	2:37.013	120.3
G2 TC 2000										
1	50 G. BARRI	OKP Alfa Delta Racing Team	GTAm	24	1:00:46.692		124.3	5	2:12.623	142.4
2	87 D. BERTINELLI	Team Gatti	GTAm	24	1:01:00.925	+14.233	123.8	6	2:12.447	142.6
3	63 L. MERCATALI / N. MERCATALI	Scuderia Clemente Biondetti	GTAm	24	1:01:07.803	+21.111	123.6	12	2:13.674	141.3
4	95 D. PERFETTI	OKP Alfa Delta Racing Team	GTAm	24	1:01:13.523	+26.831	123.4	5	2:13.666	141.3
5	34 M. KAMATA	OKP Alfa Delta Racing Team	GTAm	24	1:01:42.630	+55.938	122.4	5	2:16.705	138.1
6	69 B. LABER / L. STOJETZ	OKP Alfa Delta Racing Team	GTAm	24	1:01:45.222	+58.530	122.3	6	2:15.098	139.8
7	81 E. CAPONI / F. SABATINI	Jolly Car Squadra Corse	GTAm	24	1:01:51.860	+1'05.168	122.1	5	2:17.222	137.6
8	85 P. BACHOFEN / F. ZAMUNER	OKP Alfa Delta Racing Team	GTAm	24	1:01:54.445	+1'07.753	122.0	12	2:17.209	137.6
9	27 A. FRANCESCHETTI	Formula GT	GTAm	23	1:01:50.441	1 Lap	117.0	18	2:23.040	132.0
10	23 M. SALOMONE	OKP Alfa Delta Racing Team	GTAm	23	1:01:57.976	1 Lap	116.8	9	2:22.258	132.7
11	93 H. LUGINBUEHL	Formula GT	GTAm	23	1:02:16.658	1 Lap	116.2	14	2:24.155	131.0
12	103 C. WINKLER / B. WINKLER	GTAm	GTAm	23	1:02:36.398	1 Lap	115.6	6	2:21.594	133.4
13	19 J. VON MUSCHWITZ	OKP Alfa Delta Racing Team	GTAm	22	59:52.418	2 Laps	115.6	20	2:25.498	129.8
14	356 C. BARBOLINI / R. RAIMONDI	Circolo della Biella	GTAm	20	52:31.059	4 Laps	119.8	19	2:17.933	136.9
15	96 S. BARBIERI	AMG RS	GTAm	17	47:34.980	7 Laps	112.4	11	2:21.761	133.2
16	24 D. INHELDER	Auto Engiadina	GTAm	17	1:00:43.250	7 Laps	88.1	10	2:24.476	130.7
Not classified										
	86 L. DEMARCHI / D. DOMENICHINI	Jolly Car Squadra Corse	GTAm	15	40:19.632			11	2:15.650	139.2
	90 F. SLAMA	GTAm	GTAm	12	35:03.377			5	2:30.709	125.3
	98 W. BEN / F. BABINI	Scuderia Clemente Biondetti	GTAm	8	23:59.701			6	2:23.925	131.2
H1 T 2000										
1	62 F. GIMIGNANI	Scuderia Clemente Biondetti	GT Veloce 2000	23	1:02:50.940		115.2	10	2:30.494	125.5
2	44 F. AMENDOLAGINE	Scuderia Capannone Garage	GT Veloce 2000	22	1:02:43.988	1 Lap	110.4	10	2:30.852	125.2
3	60 C. FABBRINI / M. BINI	Scuderia Clemente Biondetti	GT Veloce 2000	22	1:02:54.074	1 Lap	110.1	19	2:33.230	123.2
4	61 E. ACCIAI / G. ACCIAI	Scuderia Clemente Biondetti	GT Veloce 2000	19	53:37.182	4 Laps	111.5	14	2:32.038	124.2
H1 TC 1600										
1	20 M. MILLA / U. CAUCCI	Scuderia Capannone Garage	Giulia Super	22	1:03:02.362		109.8	21	2:33.429	123.1
H2 TC 1600										
Not classified										
	108 M. SORDI / G. SORDI	OKP Alfa Delta Racing Team	Giulia Super							
I GR 5 1600										
1	36 C. ONDRAK / M. BORTOLAMI	OKP Alfa Delta Racing Team	Giulia Sprint GTA	24	1:01:51.876		122.1	20	2:17.689	137.1
2	106 G. SERIO / M. GUERRA	Carrera Team	Giulia Sprint GTA	24	1:02:08.587	+16.711	121.5	5	2:16.368	138.5

CAR 19 TIME PENALTY 5 SECONDS FOR OVERTAKING UNDER SAFETY CAR PROCEDURE
 CAR 24 TIME PENALTY 5 SECONDS FOR CROSSING WHITE LINE AT PIT EXIT
 CAR 27 TIME PENALTY OF 2,793 SECONDS FOR NOT RESPECTING MINIMUM PIT STOP TIME
 CAR 34 TIME PENALTY OF 8,280 SECONDS FOR NOT RESPECTING MINIMUM PIT STOP TIME
 CAR 87 TIME PENALTY OF 2,708 SECONDS FOR NOT RESPECTING MINIMUM PIT STOP TIME
 CARS 23-95-103-20-99-19-33-93-81-356-25-36 TIME PENALTY OF 10 SECONDS DUE TO STEWARDS DECISION NN.
 3-4-5-6-7-8-9-10-11-12-13-14

Published at:

Track Status: **DRY**

Stewards:			Timekeeper:
Maria Grazia ARBERI	Gianluca NATALONI	Antonia MARMILLATA	Andrea RAPI
CSAI 26127	CSAI 338031	CSAI 371681	



Alfa Revival Cup

Mugello Racing Weekend

Race (1 Hour)

Doc. n. 522/1
Log. n. 522/1

Provisional Classification

No Drivers	Team	Car	Cl.	Laps	Total Time	Gap	Kph	Best Lap			
								Lap	Time	Kph	
1	50 G. BARRI	OKP Alfa Delta Racing Team	GTAm	G2 TC 200	24	1:00:46.692	-	124.3	5	2:12.623	142.4
2	87 D. BERTINELLI	Team Gatti	GTAm	G2 TC 200	24	1:01:00.925	+14.233	123.8	6	2:12.447	142.6
3	63 L. MERCATALI / N. MERCATALI	Scuderia Clemente Biondetti	GTAm	G2 TC 200	24	1:01:07.803	+21.111	123.6	12	2:13.674	141.3
4	95 D. PERFETTI	OKP Alfa Delta Racing Team	GTAm	G2 TC 200	24	1:01:13.523	+26.831	123.4	5	2:13.666	141.3
5	34 M. KAMATA	OKP Alfa Delta Racing Team	GTAm	G2 TC 200	24	1:01:42.630	+55.938	122.4	5	2:16.705	138.1
6	69 B. LABER / L. STOJETZ	OKP Alfa Delta Racing Team	GTAm	G2 TC 200	24	1:01:45.222	+58.530	122.3	6	2:15.098	139.8
7	81 E. CAPONI / F. SABATINI	Jolly Car Squadra Corse	GTAm	G2 TC 200	24	1:01:51.860	+1:05.168	122.1	5	2:17.222	137.6
8	36 C. ONDRAK / M. BORTOLAMI	OKP Alfa Delta Racing Team	Giulia Sprint GTA	I GR 5 16C	24	1:01:51.876	+1:05.184	122.1	20	2:17.689	137.1
9	85 P. BACHOFEN / F. ZAMUNER	OKP Alfa Delta Racing Team	GTAm	G2 TC 200	24	1:01:54.445	+1:07.753	122.0	12	2:17.209	137.6
10	106 G. SERIO / M. GUERRA	Carrera Team	Giulia Sprint GTA	I GR 5 16C	24	1:02:08.587	+1:21.895	121.5	5	2:16.368	138.5
11	25 F. PANTALEO / A. CRESCENTI	Carrera Team	Giulia Sprint GTA	FTC 1600	24	1:02:18.863	+1:32.171	121.2	11	2:20.117	134.8
12	100 M. KÖRBER / F. KÖRBER	OKP Alfa Delta Racing Team	Giulia Sprint GTA	FTC 1600	23	1:01:48.874	1 Lap	117.1	11	2:20.732	134.2
13	27 A. FRANCESCHETTI	Formula GT	GTAm	G2 TC 200	23	1:01:50.441	1 Lap	117.0	18	2:23.040	132.0
14	16 M. GUERRA / E. BENEDINI	Carrera Team	Giulia Sprint GTA	FTC 1600	23	1:01:56.547	1 Lap	116.9	11	2:21.311	133.6
15	23 M. SALOMONE	OKP Alfa Delta Racing Team	GTAm	G2 TC 200	23	1:01:57.976	1 Lap	116.8	9	2:22.258	132.7
16	93 H. LUGINBUEHL	Formula GT	GTAm	G2 TC 200	23	1:02:16.658	1 Lap	116.2	14	2:24.155	131.0
17	103 C. WINKLER / B. WINKLER		GTAm	G2 TC 200	23	1:02:36.398	1 Lap	115.6	6	2:21.594	133.4
18	62 F. GIMIGNANI	Scuderia Clemente Biondetti	GT Veloce 2000	H1 T 200C	23	1:02:50.940	1 Lap	115.2	10	2:30.494	125.5
19	19 J. VON MUSCHWITZ	OKP Alfa Delta Racing Team	GTAm	G2 TC 200	22	59:52.418	2 Laps	115.6	20	2:25.498	129.8
20	20 M. MILLA / U. CAUCCI	Scuderia Capannone Garage	Giulia Super	H1 TC 16C	22	1:03:02.362	2 Laps	109.8	21	2:33.429	123.1
21	44 F. AMENDOLAGINE	Scuderia Capannone Garage	GT Veloce 2000	H1 T 200C	22	1:04:43.988	2 Laps	107.0	10	2:30.852	125.2
22	60 C. FABBRINI / M. BINI	Scuderia Clemente Biondetti	GT Veloce 2000	H1 T 200C	22	1:04:54.074	2 Laps	106.7	19	2:33.230	123.2
23	33 S. SAMBATARO	Scuderia Etna	Giulia Ti Super	FTC 1600	22	1:05:25.919	2 Laps	105.8	20	2:36.690	120.5
24	5 R. RAIMONDI	Circolo della Biella	Giulietta Spider Veloce	E GTS 130	22	1:05:26.759	2 Laps	105.8	19	2:38.501	119.1
25	99 S. ROLLWAGEN	OKP Alfa Delta Racing Team	Giulia Sprint GT Veloce	G1 TC 16C	21	1:01:13.453	3 Laps	107.9	11	2:37.013	120.3
26	356 C. BARBOLINI / R. RAIMONDI	Circolo della Biella	GTAm	G2 TC 200	20	52:31.059	4 Laps	119.8	19	2:17.933	136.9
27	61 E. ACCIAI / G. ACCIAI	Scuderia Clemente Biondetti	GT Veloce 2000	H1 T 200C	19	53:37.182	5 Laps	111.5	14	2:32.038	124.2
28	96 S. BARBIERI	AMG RS	GTAm	G2 TC 200	17	47:34.980	7 Laps	112.4	11	2:21.761	133.2
29	24 D. INHELDER	Auto Engiadina	GTAm	G2 TC 200	17	1:00:43.250	7 Laps	88.1	10	2:24.476	130.7
Not classified											
86	L. DEMARCI / D. DOMENICHINI	Jolly Car Squadra Corse	GTAm	G2 TC 200	15	40:19.632			11	2:15.650	139.2
90	F. SLAMA		GTAm	G2 TC 200	12	35:03.377			5	2:30.709	125.3
98	W. BEN / F. BABINI	Scuderia Clemente Biondetti	GTAm	G2 TC 200	8	23:59.701			6	2:23.925	131.2
108	M. SORDI / G. SORDI	OKP Alfa Delta Racing Team	Giulia Super	H2 TC 16C							

Pole Position:	Walter BEN	2:11.649	143.4 Kph
Fastest Lap:	Lap 6 Davide BERTINELLI	2:12.447	142.6 Kph

CAR 19 TIME PENALTY 5 SECONDS FOR OVERTAKING UNDER SAFETY CAR PROCEDURE
 CAR 24 TIME PENALTY 5 SECONDS FOR CROSSING WHITE LINE AT PIT EXIT
 CARS 5-33-44-60 TIME PENALTY 120 SECONDS FOR NOT ENTER IN PIT IN PITWINDOWS
 CAR 27 TIME PENALTY OF 2,793 SECONDS FOR NOT RESPECTING MINIMUM PIT STOP TIME
 CAR 34 TIME PENALTY OF 8,280 SECONDS FOR NOT RESPECTING MINIMUM PIT STOP TIME
 CAR 87 TIME PENALTY OF 2,708 SECONDS FOR NOT RESPECTING MINIMUM PIT STOP TIME
 CARS 23-95-103-20-99-19-33-93-81-356-25-36 TIME PENALTY OF 10 SECONDS DUE TO STEWARDS DECISION NN.
 3-4-5-6-7-8-9-10-11-12-13-14

Published at: 15:10

Track Status: **DRY**

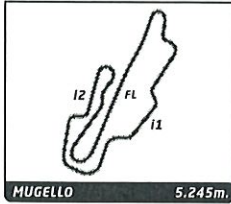
Race Director:

Antonio CANU

Timekeeper:

Andrea RAPI





Alfa Revival Cup Mugello Racing Weekend Race (1 Hour)

Doc. n. 522/2
Log.

Provisional Classification by Class

No Drivers	Team	Car	Laps	Total Time	Gap	Kph	Best Lap			
							Lap	Time	Kph	
E GTS 1300										
1	5 R. RAIMONDI	Circolo della Biella	Giulietta Spider Veloce	22	1:05:26.759		105.8	19	2:38.501	119.1
F TC 1600										
1	25 F. PANTALEO / A. CRESCENTI	Carrera Team	Giulia Sprint GTA	24	1:02:18.863		121.2	11	2:20.117	134.8
2	100 M. KÖRBER / F. KÖRBER	OKP Alfa Delta Racing Team	Giulia Sprint GTA	23	1:01:48.874	1 Lap	117.1	11	2:20.732	134.2
3	16 M. GUERRA / E. BENEDINI	Carrera Team	Giulia Sprint GTA	23	1:01:56.547	1 Lap	116.9	11	2:21.311	133.6
4	33 S. SAMBATARO	Scuderia Etna	Giulia Ti Super	22	1:05:25.919	2 Laps	105.8	20	2:36.690	120.5
G1 TC 1600										
1	99 S. ROLLWAGEN	OKP Alfa Delta Racing Team	Giulia Sprint GT Veloce	21	1:01:13.453		107.9	11	2:37.013	120.3
G2 TC 2000										
1	50 G. BARRI	OKP Alfa Delta Racing Team	GTAm	24	1:00:46.692		124.3	5	2:12.623	142.4
2	87 D. BERTINELLI	Team Gatti	GTAm	24	1:01:00.925	+14.233	123.8	6	2:12.447	142.6
3	63 L. MERCATALI / N. MERCATALI	Scuderia Clemente Biondetti	GTAm	24	1:01:07.803	+21.111	123.6	12	2:13.674	141.3
4	95 D. PERFETTI	OKP Alfa Delta Racing Team	GTAm	24	1:01:13.523	+26.831	123.4	5	2:13.666	141.3
5	34 M. KAMATA	OKP Alfa Delta Racing Team	GTAm	24	1:01:42.630	+55.938	122.4	5	2:16.705	138.1
6	69 B. LABER / L. STOJETZ	OKP Alfa Delta Racing Team	GTAm	24	1:01:45.222	+58.530	122.3	6	2:15.098	139.8
7	81 E. CAPONI / F. SABATINI	Jolly Car Squadra Corse	GTAm	24	1:01:51.860	+1'05.168	122.1	5	2:17.222	137.6
8	85 P. BACHOFEN / F. ZAMUNER	OKP Alfa Delta Racing Team	GTAm	24	1:01:54.445	+1'07.753	122.0	12	2:17.209	137.6
9	27 A. FRANCESCHETTI	Formula GT	GTAm	23	1:01:50.441	1 Lap	117.0	18	2:23.040	132.0
10	23 M. SALOMONE	OKP Alfa Delta Racing Team	GTAm	23	1:01:57.976	1 Lap	116.8	9	2:22.258	132.7
11	93 H. LUGINBUEHL	Formula GT	GTAm	23	1:02:16.658	1 Lap	116.2	14	2:24.155	131.0
12	103 C. WINKLER / B. WINKLER		GTAm	23	1:02:36.398	1 Lap	115.6	6	2:21.594	133.4
13	19 J. VON MUSCHWITZ	OKP Alfa Delta Racing Team	GTAm	22	59:52.418	2 Laps	115.6	20	2:25.498	129.8
14	356 C. BARBOLINI / R. RAIMONDI	Circolo della Biella	GTAm	20	52:31.059	4 Laps	119.8	19	2:17.933	136.9
15	96 S. BARBIERI	AMG RS	GTAm	17	47:34.980	7 Laps	112.4	11	2:21.761	133.2
16	24 D. INHELDER	Auto Engiadina	GTAm	17	1:00:43.250	7 Laps	88.1	10	2:24.476	130.7
Not classified										
86	L. DEMARCHI / D. DOMENICHINI	Jolly Car Squadra Corse	GTAm	15	40:19.632			11	2:15.650	139.2
90	F. SLAMA		GTAm	12	35:03.377			5	2:30.709	125.3
98	W. BEN / F. BABINI	Scuderia Clemente Biondetti	GTAm	8	23:59.701			6	2:23.925	131.2
H1 T 2000										
1	62 F. GIMIGNANI	Scuderia Clemente Biondetti	GT Veloce 2000	23	1:02:50.940		115.2	10	2:30.494	125.5
2	44 F. AMENDOLAGINE	Scuderia Capannone Garage	GT Veloce 2000	22	1:04:43.988	1 Lap	107.0	10	2:30.852	125.2
3	60 C. FABBRINI / M. BINI	Scuderia Clemente Biondetti	GT Veloce 2000	22	1:04:54.074	1 Lap	106.7	19	2:33.230	123.2
4	61 E. ACCIAI / G. ACCIAI	Scuderia Clemente Biondetti	GT Veloce 2000	19	53:37.182	4 Laps	111.5	14	2:32.038	124.2
H1 TC 1600										
1	20 M. MILLA / U. CAUCCI	Scuderia Capannone Garage	Giulia Super	22	1:03:02.362		109.8	21	2:33.429	123.1
H2 TC 1600										
Not classified										
108	M. SORDI / G. SORDI	OKP Alfa Delta Racing Team	Giulia Super							
I GR 5 1600										
1	36 C. ONDRAK / M. BORTOLAMI	OKP Alfa Delta Racing Team	Giulia Sprint GTA	24	1:01:51.876		122.1	20	2:17.689	137.1
2	106 G. SERIO / M. GUERRA	Carrera Team	Giulia Sprint GTA	24	1:02:08.587	+16.711	121.5	5	2:16.368	138.5

CAR 19 TIME PENALTY 5 SECONDS FOR OVERTAKING UNDER SAFETY CAR PROCEDURE
 CAR 24 TIME PENALTY 5 SECONDS FOR CROSSING WHITE LINE AT PIT EXIT
 CARS 5-33-44-60 TIME PENALTY 120 SECONDS FOR NOT ENTER IN PIT IN PITWINDOWS
 CAR 27 TIME PENALTY OF 2,793 SECONDS FOR NOT RESPECTING MINIMUM PIT STOP TIME
 CAR 34 TIME PENALTY OF 8,280 SECONDS FOR NOT RESPECTING MINIMUM PIT STOP TIME
 CAR 87 TIME PENALTY OF 2,708 SECONDS FOR NOT RESPECTING MINIMUM PIT STOP TIME
 CARS 23-95-103-20-99-19-33-93-81-356-25-36 TIME PENALTY OF 10 SECONDS DUE TO STEWARDS DECISION NN.
 3-4-5-6-7-8-9-10-11-12-13-14

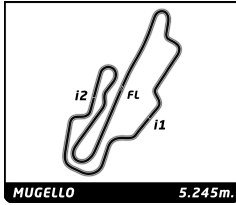
Published at: 15:10

Track Status: **DRY**

Race Director:
Antonio CANU



Timekeeper:
Andrea RAPI



Alfa Revival Cup Mugello Racing Weekend Race (1 Hour)

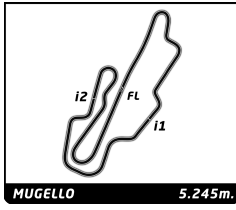
Amended

Starting Grid

2:42.573	Sergio SAMBATARO	Scuderia Etna	33	- 17 -			
2:36.097	Stefan ROLLWAGEN	OKP Alfa Delta Racing Team	99	- 16 -	5	Circolo della Biella	Riccardo RAIMONDI 2:37.972
2:34.049	Marco MILLA	Scuderia Capannone Garage	20	- 15 -	62	Scuderia Clemente Biondetti	Fabio GIMIGNANI 2:34.910
2:33.216	Gianni ACCIAI	Scuderia Clemente Biondetti	61	- 14 -	60	Scuderia Clemente Biondetti	Mauro BINI 2:33.942
2:29.309	Giulio SORDI	OKP Alfa Delta Racing Team	108	- 13 -	44	Scuderia Capannone Garage	Fausto AMENDOLAGINE 2:31.919
2:24.554	Jo VON MUSCHWITZ	OKP Alfa Delta Racing Team	19	- 12 -	90		Franz SLAMA 2:25.748
2:23.797	Hans LUGINBUEHL	Formula GT	93	- 11 -	24	Auto Engiadina	Dario INHELDER 2:24.056
2:21.361	Marco GUERRA	Carrera Team	16	- 10 -	96	AMG RS	Stefano BARBIERI 2:21.810
2:20.882	Christoph WINKLER		103	- 9 -	25	Carrera Team	Antonio CRESCENTI 2:21.029
2:19.975	Mario SALOMONE	OKP Alfa Delta Racing Team	23	- 8 -	100	OKP Alfa Delta Racing Team	Mathias KÖRBER 2:20.856
2:18.454	Alberto FRANCESCHETTI	Formula GT	27	- 7 -	36	OKP Alfa Delta Racing Team	Christian ONDRAK 2:19.177
2:17.444	Matteo KAMATA	OKP Alfa Delta Racing Team	34	- 6 -	106	Carrera Team	Massimo GUERRA 2:17.823
2:16.290	Peter BACHOFEN	OKP Alfa Delta Racing Team	85	- 5 -	81	Jolly Car Squadra Corse	Fabrizio SABATINI 2:16.430
2:14.937	Lukas STOJETZ	OKP Alfa Delta Racing Team	69	- 4 -	356	Circolo della Biella	Carlo BARBOLINI 2:15.352
2:13.693	Daniele PERFETTI	OKP Alfa Delta Racing Team	95	- 3 -	86	Jolly Car Squadra Corse	Dario DOMENICHINI 2:14.656
2:13.003	Davide BERTINELLI	Team Gatti	87	- 2 -	63	Scuderia Clemente Biondetti	Luigi MERCATALI 2:13.598
2:11.649	Walter BEN	Scuderia Clemente Biondetti	98	- 1 -	50	OKP Alfa Delta Racing Team	Giacomo BARRI 2:12.185

Pole

Stewards: Maria Grazia ARBERI CSAI 26127	Gianluca NATALONI CSAI 338031	Antonia MARMILLATA CSAI 371681	Timekeeper: Andrea RAPI
---	----------------------------------	-----------------------------------	-----------------------------------



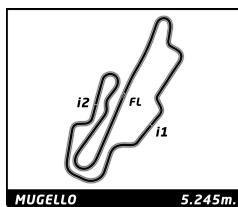
Alfa Revival Cup

Mugello Racing Weekend

Race

Lap Chart

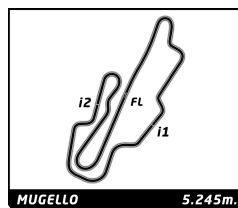
		Lap																								
No	Pos	Grid	1	2	3	4	5	6	7	8	9	10	11	12	13	14	15	16	17	18	19	20	21	22	23	24
98	1	98	87	87	87	87	87	87	50	87	87	87	87	87	87	85	87	87	87	87	50	50	50	50	50	50
50	2	50	50	50	50	50	50	50	87	87	95	95	95	69	85	34	50	50	50	50	87	87	87	87	87	87
87	3	87	95	95	95	95	95	95	95	95	69	69	69	85	81	87	95	95	95	95	95	95	95	95	95	95
63	4	63	69	69	69	69	69	69	69	69	81	81	85	81	106	25	34	63	63	63	63	63	63	63	63	63
95	5	95	81	81	81	81	81	81	106	81	85	85	81	34	34	50	85	34	34	34	34	34	34	34	34	34
86	6	86	85	85	85	85	85	106	81	85	34	34	34	106	25	95	63	69	69	69	69	69	81	81	81	81
69	7	69	106	34	34	34	34	85	85	34	106	106	106	25	50	106	69	85	85	81	81	81	69	69	69	36
356	8	356	34	106	106	106	106	34	34	106	356	356	356	103	95	69	81	81	81	85	85	85	36	36	36	69
85	9	85	25	98	98	98	25	25	25	25	25	25	25	50	69	81	106	106	106	106	106	356	85	85	85	85
81	10	81	98	25	25	25	98	63	63	356	103	103	16	96	63	63	25	356	356	356	356	36	106	106	106	106
34	11	34	63	63	63	63	63	356	356	103	16	16	103	95	356	356	356	25	25	25	36	106	25	25	25	25
106	12	106	356	356	356	356	356	98	98	96	96	96	96	23	36	36	86	36	36	36	25	25	27	27	27	
27	13	27	36	36	36	36	103	103	16	23	23	23	27	86	86	36	16	23	27	27	27	27	23	23	23	
36	14	36	86	86	86	86	86	36	96	36	50	50	63	103	16	16	23	16	23	23	23	100	100	100	100	
23	15	23	100	103	103	103	103	96	36	23	27	27	27	356	16	103	23	100	100	100	100	100	16	16	16	
100	16	100	103	100	100	100	16	16	16	100	19	93	63	62	23	23	100	27	27	16	16	16	19	19	93	
103	17	103	96	96	96	96	96	86	23	27	93	62	93	44	27	100	27	103	103	103	19	19	93	93	103	
25	18	25	16	16	16	16	100	100	19	62	44	62	16	100	27	103	19	19	19	103	103	103	103	62	62	
16	19	16	23	23	23	23	23	23	86	90	44	63	44	36	19	19	19	93	93	93	93	93	62	62	62	
96	20	96	90	90	90	90	90	19	27	44	90	90	90	86	96	96	93	62	62	62	62	62	44	44	44	
93	21	93	24	24	24	19	19	19	27	19	93	63	36	36	100	93	93	96	96	96	61	61	44	20	20	
24	22	24	19	19	19	24	24	90	90	62	36	86	86	19	62	62	62	44	44	44	44	20	60	60	60	
19	23	19	93	44	44	44	27	24	44	63	60	100	100	93	44	44	44	61	61	20	20	60	33	33	33	
90	24	90	44	62	62	62	44	44	62	61	5	19	19	90	61	61	61	20	20	60	60	33	5	5	5	
108	25	108	62	20	20	20	62	62	93	60	100	61	61	61	60	60	60	99	60	33	33	5	99	99	99	
44	26	44	99	99	99	99	93	93	61	20	86	60	99	60	20	20	20	60	33	5	5	99	99	99	99	
61	27	61	20	33	33	33	20	61	60	5	61	5	60	20	99	99	99	33	5	99	99	99	99	99	99	
60	28	60	5	5	5	5	33	20	20	99	99	99	20	99	5	5	5	5	99	99	99	99	99	99	99	
20	29	20	33	61	61	60	5	60	33	98	20	33	33	5	33	33	33	24	24	24	24	24	24	24	24	
62	30	62	61	60	60	27	60	33	99	86	33	20	5	33	24	24	24	24	24	24	24	24	24	24	24	
99	31	99	60	27	27	61	61	5	5	33	24	24	24	24	24	24	24	24	24	24	24	24	24	24	24	
5	32	5	27	93	93	93	99	99	24	24	24	24	24	24	24	24	24	24	24	24	24	24	24	24	24	
33	33	33	33	33	33	33	33	33	33	33	33	33	33	33	33	33	33	33	33	33	33	33	33	33	33	



Alfa Revival Cup Mugello Racing Weekend Race

Best Sector Times

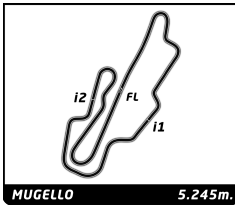
Sector 1		Sector 2		Sector 3		No Team	Class	Ideal Lap	Best Lap	
No	Driver	Time	No Driver	Time	No Driver	Time				
1	50 G.BARRI	44.677	87 D.BERTINELLI	39.970	87 D.BERTINELLI	47.084	1 50 OKP Alfa Delta Racing Team	G2 TC 2000	2:11.969	2:12.623 (2)
2	87 D.BERTINELLI	45.054	50 G.BARRI	40.101	50 G.BARRI	47.191	2 87 Team Gatti	G2 TC 2000	2:12.108	2:12.447 (1)
3	63 N.MERCATALI	45.201	95 D.PERFETTI	40.525	63 N.MERCATALI	47.209	3 95 OKP Alfa Delta Racing Team	G2 TC 2000	2:13.624	2:13.666 (3)
4	95 D.PERFETTI	45.420	69 L.STOJETZ	41.125	95 D.PERFETTI	47.679	4 63 Scuderia Clemente Biondetti	G2 TC 2000	2:13.638	2:13.674 (4)
5	69 L.STOJETZ	45.811	63 N.MERCATALI	41.228	69 L.STOJETZ	47.740	5 69 OKP Alfa Delta Racing Team	G2 TC 2000	2:14.676	2:15.098 (5)
6	34 M.KAMATA	46.069	86 L.DEMARCHI	41.259	86 L.DEMARCHI	47.798	6 86 Jolly Car Squadra Corse	G2 TC 2000	2:15.197	2:15.650 (6)
7	86 L.DEMARCHI	46.140	106 M.GUERRA	41.587	106 M.GUERRA	48.061	7 106 Carrera Team	I GR 5 1600	2:16.150	2:16.368 (7)
8	356 R.RAIMONDI	46.225	81 F.SABATINI	41.904	34 M.KAMATA	48.292	8 34 OKP Alfa Delta Racing Team	G2 TC 2000	2:16.281	2:16.705 (8)
9	85 P.BACHOFEN	46.278	34 M.KAMATA	41.920	85 P.BACHOFEN	48.369	9 85 OKP Alfa Delta Racing Team	G2 TC 2000	2:16.587	2:17.209 (9)
10	81 F.SABATINI	46.444	85 P.BACHOFEN	41.940	36 M.BORTOLAMI	48.377	10 81 Jolly Car Squadra Corse	G2 TC 2000	2:16.782	2:17.222 (10)
11	36 M.BORTOLAMI	46.473	36 M.BORTOLAMI	41.943	81 F.SABATINI	48.434	11 36 OKP Alfa Delta Racing Team	I GR 5 1600	2:16.793	2:17.689 (11)
12	106 M.GUERRA	46.502	356 R.RAIMONDI	42.206	356 R.RAIMONDI	48.624	12 356 Circolo della Biella	G2 TC 2000	2:17.055	2:17.933 (12)
13	16 M.GUERRA	47.268	25 A.CRESCENTI	42.676	25 A.CRESCENTI	49.579	13 25 Carrera Team	F TC 1600	2:19.782	2:20.117 (13)
14	25 A.CRESCENTI	47.527	100 F.KÖRBER	42.856	96 S.BARBIERI	49.619	14 100 OKP Alfa Delta Racing Team	F TC 1600	2:20.119	2:20.732 (14)
15	100 F.KÖRBER	47.537	16 M.GUERRA	42.970	100 F.KÖRBER	49.726	15 16 Carrera Team	F TC 1600	2:20.558	2:21.311 (15)
16	103 C.WINKLER	47.541	24 D.INHELDER	43.807	23 M.SALOMONE	49.808	16 96 AMG RS	G2 TC 2000	2:21.299	2:21.761 (17)
17	96 S.BARBIERI	47.682	96 S.BARBIERI	43.998	103 C.WINKLER	49.894	17 103	G2 TC 2000	2:21.594	2:21.594 (16)
18	27 A.FRANCESCHETTI	47.854	27 A.FRANCESCHETTI	44.105	27 A.FRANCESCHETTI	49.925	18 27 Formula GT	G2 TC 2000	2:21.884	2:23.040 (19)
19	23 M.SALOMONE	47.978	23 M.SALOMONE	44.122	98 W.BEN	49.939	19 23 OKP Alfa Delta Racing Team	G2 TC 2000	2:21.908	2:22.258 (18)
20	93 H.LUGINBUEHL	48.320	103 C.WINKLER	44.159	16 M.GUERRA	50.320	20 98 Scuderia Clemente Biondetti	G2 TC 2000	2:22.595	2:23.925 (20)
21	98 W.BEN	48.482	98 W.BEN	44.174	93 H.LUGINBUEHL	50.871	21 93 Formula GT	G2 TC 2000	2:23.653	2:24.155 (21)
22	19 J.VON MUSCHWITZ	48.807	93 H.LUGINBUEHL	44.462	24 D.INHELDER	50.967	22 24 Auto Engiadina	G2 TC 2000	2:23.798	2:24.476 (22)
23	24 D.INHELDER	49.024	19 J.VON MUSCHWITZ	44.900	90 F.SLAMA	51.126	23 19 OKP Alfa Delta Racing Team	G2 TC 2000	2:25.385	2:25.498 (23)
24	90 F.SLAMA	49.186	61 E.ACCIAI	45.235	19 J.VON MUSCHWITZ	51.678	24 90	G2 TC 2000	2:28.228	2:30.709 (25)
25	62 F.GIMIGNANI	50.683	62 F.GIMIGNANI	45.959	44 F.AMENDOLAGINE	53.131	25 62 Scuderia Clemente Biondetti	H1 T 2000	2:29.974	2:30.494 (24)
26	44 F.AMENDOLAGINE	50.878	44 F.AMENDOLAGINE	46.097	62 F.GIMIGNANI	53.332	26 44 Scuderia Capannone Garage	H1 T 2000	2:30.106	2:30.852 (26)
27	61 E.ACCIAI	51.782	60 M.BINI	46.440	20 U.CAUCCI	53.962	27 61 Scuderia Clemente Biondetti	H1 T 2000	2:31.574	2:32.038 (27)
28	60 M.BINI	51.903	20 U.CAUCCI	46.919	61 E.ACCIAI	54.557	28 60 Scuderia Clemente Biondetti	H1 T 2000	2:32.999	2:33.230 (28)
29	20 U.CAUCCI	52.310	90 F.SLAMA	47.916	60 M.BINI	54.656	29 20 Scuderia Capannone Garage	H1 TC 1600	2:33.191	2:33.429 (29)
30	33 S.SAMBATARO	52.594	5 R.RAIMONDI	48.108	33 S.SAMBATARO	55.203	30 33 Scuderia Etna	F TC 1600	2:36.664	2:36.690 (30)
31	99 S.ROLLWAGEN	52.620	99 S.ROLLWAGEN	48.849	99 S.ROLLWAGEN	55.253	31 99 OKP Alfa Delta Racing Team	G1 TC 1600	2:36.722	2:37.013 (31)
32	5 R.RAIMONDI	54.300	33 S.SAMBATARO	48.867	5 R.RAIMONDI	55.418	32 5 Circolo della Biella	E GTS 1300	2:37.826	2:38.501 (32)



Alfa Revival Cup Mugello Racing Weekend Race

Best Top Speed

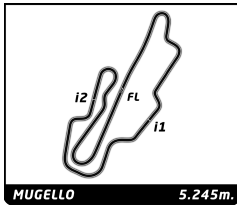
Team	Car	Class	Top Speed Driver	Top 1		Top 2		Top 3		Top 4		Top 5		
				Kph	Lap	Kph	Lap	Kph	Lap	Kph	Lap	Kph	Lap	
63 Scuderia Clemente Biondetti	GTAm	G2 TC 2000	N. MERCATALI	211.1	16	211.1	13	211.1	12	210.7	23	210.7	22	210,9
50 OKP Alfa Delta Racing Team	GTAm	G2 TC 2000	G. BARRI	208.7	17	208.3	16	208.3	13	205.9	21	205.5	15	207,3
81 Jolly Car Squadra Corse	GTAm	G2 TC 2000	E. CAPONI	207.9	21	207.1	22	206.3	23	206.3	5	205.9	14	206,7
87 Team Gatti	GTAm	G2 TC 2000	D. BERTINELLI	207.9	10	207.5	22	207.5	11	207.1	23	207.1	20	207,4
95 OKP Alfa Delta Racing Team	GTAm	G2 TC 2000	D. PERFETTI	207.9	5	206.3	19	205.5	22	205.5	17	205.1	21	206,1
34 OKP Alfa Delta Racing Team	GTAm	G2 TC 2000	M. KAMATA	207.5	7	207.5	13	207.1	11	206.3	9	206.3	8	206,9
85 OKP Alfa Delta Racing Team	GTAm	G2 TC 2000	P. SLAMFEN	207.5	8	207.1	21	207.1	11	207.1	10	206.3	9	207,0
356 Circolo della Biella	GTAm	G2 TC 2000	C. BARBOLINI	207.1	7	206.7	8	206.3	6	205.5	2	204.0	5	205,9
36 OKP Alfa Delta Racing Team	Giulia Sprint GTA	I GR 5 1600	M. BORTOLAMI	207.1	21	205.1	24	204.4	19	202.5	16	202.1	22	204,2
93 Formula GT	GTAm	G2 TC 2000	H. LUGINBUEHL	205.5	21	201.7	20	201.3	19	200.6	23	199.5	22	201,7
23 OKP Alfa Delta Racing Team	GTAm	G2 TC 2000	M. SALOMONE	204.4	22	203.2	20	203.2	6	202.8	16	202.5	7	203,2
27 Formula GT	GTAm	G2 TC 2000	A. FRANCESCHETTI	204.0	7	203.6	21	203.6	18	203.2	23	203.2	22	203,5
69 OKP Alfa Delta Racing Team	GTAm	G2 TC 2000	L. STOJETZ	204.0	5	204.0	23	203.6	21	203.2	20	203.2	2	203,6
90	GTAm	G2 TC 2000	F. SLAMA	204.0	7	201.7	2	201.3	6	200.6	5	200.2	8	201,6
103	GTAm	G2 TC 2000	C. WINKLER	204.0	2	203.6	20	203.6	6	202.5	18	202.1	5	203,2
106 Carrera Team	Giulia Sprint GTA	I GR 5 1600	M. GUERRA	203.6	13	201.0	11	198.4	12	198.4	9	198.0	19	199,9
98 Scuderia Clemente Biondetti	GTAm	G2 TC 2000	W. BEN	201.0	6	199.1	7	194.1	5	191.7	8	184.0	2	194,0
96 AMG RS	GTAm	G2 TC 2000	S. BARBIERI	200.2	6	199.5	13	199.5	5	198.4	7	198.0	2	199,1
86 Jolly Car Squadra Corse	GTAm	G2 TC 2000	D. DOMENICHINI	198.0	7	197.3	8	197.0	5	195.9	2	192.4	15	196,1
100 OKP Alfa Delta Racing Team	Giulia Sprint GTA	F TC 1600	F. KÖRBER	197.7	23	197.3	6	196.6	20	196.2	22	196.2	21	196,8
19 OKP Alfa Delta Racing Team	GTAm	G2 TC 2000	J. VON MUSCHWITZ	196.2	21	196.2	19	194.1	20	194.1	6	194.1	2	194,9
16 Carrera Team	Giulia Sprint GTA	F TC 1600	M. GUERRA	194.1	8	192.8	6	192.4	21	191.1	12	191.1	19	192,3
25 Carrera Team	Giulia Sprint GTA	F TC 1600	F. PANTALEO	193.8	20	193.5	19	192.8	23	192.4	21	192.1	24	192,9
24 Auto Engiadina	GTAm	G2 TC 2000	D. INHELDER	190.4	2	188.4	14	187.8	15	186.8	13	186.2	11	187,9
33 Scuderia Etna	Giulia Ti Super	F TC 1600	S. SAMBATARO	184.6	19	184.6	14	184.3	20	184.0	21	183.3	6	184,2
44 Scuderia Capannone Garage	GT Veloce 2000	H1 T 2000	F. AMENDOLAGINE	183.6	10	183.0	5	182.7	13	182.7	12	182.1	11	182,8
62 Scuderia Clemente Biondetti	GT Veloce 2000	H1 T 2000	F. GIMIGNANI	181.8	8	181.8	6	181.5	7	181.2	20	180.6	18	181,4
99 OKP Alfa Delta Racing Team	Giulia Sprint GT Veloce	G1 TC 1600	S. ROLLWAGEN	181.5	18	180.9	13	179.7	11	179.7	8	179.4	20	180,2
20 Scuderia Capannone Garage	Giulia Super	H1 TC 1600	U. CAUCCI	178.2	19	177.6	18	177.6	14	176.8	22	176.8	20	177,4
60 Scuderia Clemente Biondetti	GT Veloce 2000	H1 T 2000	M. BINI	177.4	6	176.8	19	175.6	18	175.6	12	175.4	20	176,2
5 Circolo della Biella	Giulietta Spider Veloce	E GTS 1300	R. RAIMONDI	170.1	5	169.9	7	167.0	19	166.7	10	166.5	6	168,0
61 Scuderia Clemente Biondetti	GT Veloce 2000	H1 T 2000	G. ACCIAI	169.6	6	167.5	5	167.0	14	166.0	19	165.7	18	167,2
108 OKP Alfa Delta Racing Team	Giulia Super	H2 TC 1600												



Alfa Revival Cup Mugello Racing Weekend Race

Leader Sequence by Class

No	Team	Car	Start Lap	End Lap	Laps	Total Laps
E GTS 1300						
5	Circolo della Biella	Giulietta Spider Veloce	1	22	22	22
F TC 1600						
25	Carrera Team	Giulia Sprint GTA	1	24	24	24
G1 TC 1600						
99	OKP Alfa Delta Racing Team	Giulia Sprint GT Veloce	1	21	21	21
G2 TC 2000						
87	Team Gatti	GTAm	1	6	6	6
50	OKP Alfa Delta Racing Team	GTAm	7	8	2	2
87	Team Gatti	GTAm	9	13	5	11
85	OKP Alfa Delta Racing Team	GTAm	14	14	1	1
87	Team Gatti	GTAm	15	18	4	15
50	OKP Alfa Delta Racing Team	GTAm	19	24	6	8
H1 T 2000						
44	Scuderia Capannone Garage	GT Veloce 2000	1	8	8	8
62	Scuderia Clemente Biondetti	GT Veloce 2000	9	23	15	15
H1 TC 1600						
20	Scuderia Capannone Garage	Giulia Super	1	22	22	22
I GR 5 1600						
106	Carrera Team	Giulia Sprint GTA	1	19	19	19
36	OKP Alfa Delta Racing Team	Giulia Sprint GTA	20	24	5	5



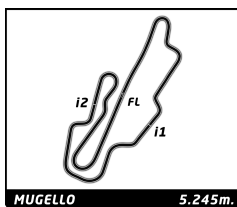
Alfa Revival Cup

Mugello Racing Weekend

Race

Fastest Lap Sequence

Elapsed	No Team	Car	Class	Driver	Time	Kph	Lap
4:45.612	87 Team Gatti	GTAm	G2 TC 2000	Daive BERTINELLI	2:25.237	130.0	2
4:50.571	85 OKP Alfa Delta Racing Team	GTAm	G2 TC 2000	Peter BACHOFEN	2:24.848	130.4	2
14:55.011	87 Team Gatti	GTAm	G2 TC 2000	Daive BERTINELLI	2:12.636	142.4	5
14:55.441	50 OKP Alfa Delta Racing Team	GTAm	G2 TC 2000	Giacomo BARRI	2:12.623	142.4	5
17:07.458	87 Team Gatti	GTAm	G2 TC 2000	Daive BERTINELLI	2:12.447	142.6	6



Alfa Revival Cup

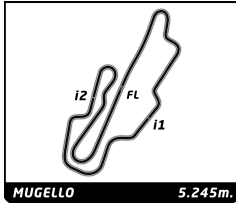
Mugello Racing Weekend

Race

Analysis by lap

Lapped 1

No	Lap Time	Gap	No	Lap Time	Gap	No	Lap Time	Gap	No	Lap Time	Gap	No	Lap Time	Gap
Lap 1			19	2:39.188	38.552	63	3:32.400	6.245	Lap 6			90	2:30.794	1:05.880
87	2:20.375	0.000	44	2:38.191	40.442	356	3:31.955	6.706				44	2:30.876	1:15.898
50	2:20.533	0.158	62	2:43.702	47.444	36	3:31.600	7.230	87	2:12.447		62	2:31.099	1:16.333
95	2:22.076	1.701	20	2:47.676	58.609	86	3:30.180	7.767	50	2:13.134	1.117	93	2:28.828	1:19.408
69	2:23.537	3.162	99	2:49.879	1:00.793	103	3:30.064	8.518	95	2:13.998	3.273	61	2:36.973	1:39.894
81	2:24.962	4.587	33	2:49.339	1:01.255	100	3:29.045	9.420	69	2:15.098	7.009	60	2:39.725	1:43.667
85	2:25.723	5.348	5	2:50.466	1:01.996	96	3:27.650	9.798	81	2:17.976	11.831	20	2:40.583	1:43.760
106	2:30.096	9.721	61	2:50.194	1:03.227	16	3:26.682	10.497	106	2:16.505	12.056	33	2:39.780	1:44.376
34	2:30.400	10.025	60	2:50.041	1:04.015	23	3:26.672	11.687	85	2:18.106	12.702	99	2:39.710	1:44.644
25	2:33.119	12.744	27	2:40.489	1:04.422	90	3:25.592	12.322	34	2:17.896	13.060	5	2:39.979	1:44.735
98	2:33.500	13.125	93	3:38.021	1:40.137	19	3:26.247	15.218	25	2:20.810	23.832	Lap 8		
63	2:35.757	15.382	Lap 3			24	3:27.408	15.403	63	2:21.336	26.113	50	2:13.200	
356	2:36.826	16.451	87	4:19.856		44	3:28.081	18.206	356	2:21.512	26.458	87	2:13.138	0.155
36	2:37.257	16.882	50	4:20.338	1.074	62	3:28.112	18.809	98	2:23.925	28.582	95	2:14.754	5.602
86	2:38.292	17.917	95	4:18.516	2.188	20	3:27.942	19.554	103	2:21.594	30.538	69	2:16.382	11.708
100	2:38.680	18.305	69	4:18.877	3.103	99	3:27.649	20.132	36	2:24.164	31.419	81	2:18.180	21.069
103	2:38.684	18.309	81	4:19.382	4.278	33	3:27.052	20.171	96	2:22.481	32.040	85	2:17.986	21.338
96	2:39.267	18.892	85	4:19.593	4.696	5	3:27.493	20.992	16	2:23.499	33.055	34	2:17.684	21.980
16	2:39.955	19.580	34	4:05.781	5.712	60	3:26.731	21.864	86	2:26.251	35.146	106	2:19.450	22.273
23	2:41.211	20.836	106	4:04.208	8.283	27	3:26.258	22.037	100	2:25.506	35.753	25	2:20.547	38.582
90	2:42.329	21.954	98	4:03.763	9.013	61	3:27.611	22.076	23	2:24.290	35.800	356	2:19.137	39.204
24	2:43.253	22.878	25	4:04.200	9.761	93	3:24.445	22.106	19	2:29.646	47.665	103	2:22.386	49.389
19	2:44.976	24.601	63	4:04.748	10.752	Lap 5			27	2:24.346	48.445			
93	2:47.728	27.353	356	4:05.023	11.658	87	2:12.636		90	2:31.062	49.010	96	2:23.452	51.815
44	2:47.863	27.488	36	4:04.687	12.537	50	2:12.623	0.430	24	2:33.855	53.852	16	2:22.573	51.993
62	2:49.354	28.979	86	4:05.612	14.494	95	2:13.666	1.722	44	2:33.128	58.946	36	2:24.032	53.214
99	2:56.526	36.151	103	4:05.566	15.361	69	2:15.475	4.358	62	2:33.088	59.158	23	2:23.739	56.529
20	2:56.545	36.170	100	4:06.093	17.282	81	2:17.222	6.302	93	2:30.431	1:04.504	100	2:24.989	1:00.400
5	2:57.142	36.767	96	4:07.144	19.055	85	2:17.731	7.043	61	2:38.318	1:16.845	27	2:24.047	1:11.517
33	2:57.528	37.153	16	4:06.855	20.722	34	2:16.705	7.611	20	2:41.254	1:17.101	19	2:27.044	1:17.324
61	2:58.645	38.270	23	4:06.896	21.922	106	2:16.368	7.998	60	2:40.216	1:17.866	90	2:37.530	1:30.210
60	2:59.586	39.211	90	4:08.000	23.637	25	2:22.533	15.469	33	2:42.489	1:18.520	44	2:31.087	1:33.785
27	3:09.545	49.170	24	4:07.210	24.902	98	2:24.947	17.104	5	2:41.472	1:18.680	93	2:27.991	1:34.199
Lap 2			19	4:07.182	25.878	63	2:23.615	17.224	99	2:40.165	1:18.858	62	2:31.111	1:34.244
87	2:25.237		44	4:06.446	27.032	356	2:23.323	17.393	Lap 7			63	3:44.905	2:04.621
50	2:25.671	0.592	62	4:00.016	27.604	36	2:25.108	19.702	50	2:12.807		61	2:38.406	2:05.100
95	2:27.064	3.528	20	3:49.766	28.519	86	2:26.211	21.342	87	2:14.141	0.217	60	2:41.565	2:12.032
69	2:26.157	4.082	99	3:48.453	29.390	103	2:25.509	21.391	95	2:14.699	4.048	20	2:41.710	2:12.270
81	2:25.402	4.752	33	3:48.627	30.026	16	2:24.142	22.003	69	2:15.441	8.526	5	2:40.936	2:12.471
85	2:24.848	4.959	5	3:48.266	30.406	96	2:24.844	22.006	106	2:17.891	16.023	99	2:41.819	2:13.263
34	2:34.999	19.787	61	3:48.001	31.372	100	2:25.910	22.694	81	2:18.182	16.089	Lap 9		
106	2:39.447	23.931	60	3:47.881	32.040	23	2:24.906	23.957	85	2:17.774	16.552	87	2:13.734	
98	2:37.218	25.106	27	3:48.120	32.686	90	2:30.709	30.395	34	2:18.360	17.496	95	2:15.390	7.103
25	2:37.910	25.417	93	3:14.287	34.568	19	2:27.884	30.466	25	2:21.327	31.235	69	2:17.158	14.977
63	2:35.715	25.860	Lap 4			24	2:29.677	32.444	63	2:20.727	32.916	81	2:17.611	24.791
356	2:35.277	26.491	87	3:36.907		27	2:27.145	36.546	356	2:20.733	33.267	85	2:17.675	25.124
36	2:36.061	27.706	50	3:36.276	0.443	44	2:32.695	38.265	98	2:24.316	38.974	86	4:02.962	1 Lap
86	2:36.058	28.738	62	2:32.344	38.517	62	2:32.344	38.517	103	2:23.589	40.203	34	2:18.433	26.524
103	2:36.579	29.651	95	3:35.411	0.692	93	2:37.050	46.520	96	2:23.447	41.563	106	2:18.145	26.529
100	2:37.977	31.045	69	3:35.323	1.519	20	2:41.376	48.294	36	2:24.887	42.382	356	2:20.025	45.340
96	2:38.112	31.767	81	3:34.345	1.716	33	2:40.943	48.478	16	2:23.489	42.620	25	2:20.662	45.355
16	2:39.380	33.723	85	3:34.159	1.948	5	2:41.299	49.655	23	2:24.114	45.990	103	2:22.319	57.819
23	2:39.283	34.882	34	3:34.737	3.542	60	2:40.869	50.097	100	2:26.782	48.611	16	2:21.628	59.732
90	2:38.776	35.493	106	3:32.890	4.266	61	2:41.534	50.974	86	2:28.653	49.875	96	2:23.468	1:01.394
24	2:39.907	37.548	98	3:32.687	4.793	99	2:43.644	51.140	27	2:26.149	1:00.670	23	2:22.258	1:04.898
			25	3:32.718	5.572				19	2:29.739	1:03.480			

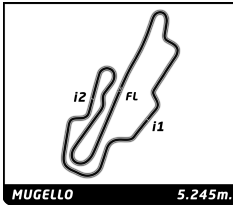


Alfa Revival Cup Mugello Racing Weekend Race

Analysis by lap

Lapped ■

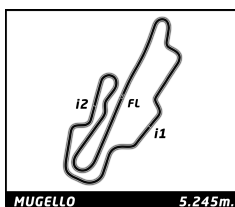
No	Lap Time	Gap	No	Lap Time	Gap	No	Lap Time	Gap	No	Lap Time	Gap	No	Lap Time	Gap
87	2:16.418	1.288												
95	2:15.498	4.191												
27	2:23.040	1 Lap												
63	2:18.861	11.418												
23	2:24.882	1 Lap												
100	2:24.805	1 Lap												
16	2:27.065	1 Lap												
34	2:21.948	15.654												
103	2:28.147	1 Lap												
69	2:24.216	19.031												
81	2:24.228	20.182												
19	2:28.182	1 Lap												
93	2:29.530	1 Lap												
85	2:26.844	22.854												
106	2:25.906	23.949												
20	2:36.526	2 Laps												
356	2:17.933	28.018												
36	2:18.907	30.923												
60	2:40.540	2 Laps												
62	2:32.481	1 Lap												
33	2:42.022	2 Laps												
25	2:22.862	34.535												
5	2:43.880	2 Laps												
99	2:45.734	2 Laps												
24	2:24.917	6 Laps												
61	2:32.553	1 Lap												
Lap 20														
50	2:13.938													
44	4:00.797	2 Laps												
87	2:13.651	1.001												
95	2:15.285	5.538												
63	2:15.505	12.985												
27	2:23.220	1 Lap												
34	2:18.905	20.621												
23	2:23.395	1 Lap												
100	2:23.403	1 Lap												
69	2:21.371	26.464												
81	2:20.422	26.666												
16	2:25.821	1 Lap												
19	2:26.112	1 Lap												
103	2:28.686	1 Lap												
85	2:24.852	33.768												
356	2:19.798	33.878												
93	2:26.200	1 Lap												
36	2:17.689	34.674												
106	2:24.667	34.678												
25	2:23.996	44.593												
20	2:34.555	2 Laps												
24	2:25.690	6 Laps												
62	2:32.738	1 Lap												
60	2:35.171	2 Laps												
33	2:37.682	2 Laps												
5	2:38.526	2 Laps												
99	2:39.035	2 Laps												
61	2:32.225	1 Lap												
			Lap 21											
			50	2:14.107										
			87	2:14.252	1.146									
			95	2:16.940	8.371									
			63	2:16.448	15.326									
			34	2:20.732	27.246									
			27	2:24.683	1 Lap									
			23	2:23.725	1 Lap									
			44	2:45.571	2 Laps									
			81	2:19.679	32.238				23	2:25.225	1 Lap			
			100	2:24.191	1 Lap				36	2:18.007	52.139			
			69	2:21.188	33.545				100	2:25.424	1 Lap			
			16	2:24.193	1 Lap				16	2:25.893	1 Lap			
			36	2:20.835	41.402				85	2:22.650	1:00.270			
			85	2:23.948	43.609				19	2:26.201	1 Lap			
			19	2:25.498	1 Lap				93	2:26.231	1 Lap			
			103	2:29.887	1 Lap				106	2:27.333	1:13.999			
			93	2:29.344	1 Lap				25	2:22.944	1:14.783			
			106	2:29.636	50.207				103	2:29.452	1 Lap			
			25	2:23.409	53.895				44	2:39.881	2 Laps			
			20	2:34.392	2 Laps				20	2:33.429	2 Laps			
			62	2:32.396	1 Lap				62	2:33.211	1 Lap			
			60	2:33.230	2 Laps				60	2:33.371	2 Laps			
			33	2:37.405	2 Laps				33	2:37.589	2 Laps			
			24	2:45.926	6 Laps				24	2:38.097	6 Laps			
			5	2:38.501	2 Laps				5	2:39.484	2 Laps			
			99	2:44.013	2 Laps									
			Lap 22											
			50	2:14.616										
			87	2:15.100	1.630				99	2:48.154	3 Laps			
			95	2:17.568	11.323				95	2:18.431	16.831			
			63	2:17.400	18.110				63	2:16.566	21.111			
			34	2:23.281	35.911				34	2:20.817	47.658			
			27	2:24.450	1 Lap				81	2:22.715	55.168			
			81	2:23.558	41.180				36	2:19.046	55.184			
			23	2:24.712	1 Lap				69	2:22.641	58.530			
			69	2:23.140	42.069				27	2:25.167	1 Lap			
			100	2:24.210	1 Lap				23	2:25.232	1 Lap			
			36	2:22.133	48.919				100	2:25.451	1 Lap			
			16	2:26.873	1 Lap				85	2:23.484	1:07.753			
			85	2:23.414	52.407				16	2:25.683	1 Lap			
			19	2:26.112	1 Lap				93	2:25.131	1 Lap			
			93	2:24.433	1 Lap				106	2:23.897	1:21.895			
			44	2:43.496	2 Laps				25	2:23.389	1:22.171			
			106	2:25.862	1:01.453				103	2:34.357	1 Lap			
			25	2:27.347	1:06.626				44	2:47.436	2 Laps			
			103	2:32.155	1 Lap				62	2:32.206	1 Lap			
			20	2:35.646	2 Laps				20	2:33.909	2 Laps			
			62	2:34.430	1 Lap				60	2:33.817	2 Laps			
			60	2:33.919	2 Laps				33	2:39.053	2 Laps			
			33	2:36.690	2 Laps				5	2:41.986	2 Laps			
			24	2:36.099	6 Laps									
			5	2:38.625	2 Laps		</							



Alfa Revival Cup Mugello Racing Weekend Race

Handicaps Analysis

No	In Time		Out Time		Pit Time	Handicap	Gap	Window	
	Hour	Elapsed	Hour	Elapsed					
5	Circolo della Biella / Giulietta Spider Veloce E GTS 1300								
1	14:20:45.728	29:05.153	14:22:24.225	30:43.650	1:38.497 (98.497)	86	12.497	Pit Window ARC	
16	Carrera Team / Giulia Sprint GTA F TC 1600								
1	14:23:30.021	31:49.446	14:25:03.484	33:22.909	1:33.463 (93.463)	86	7.463	Pit Window ARC	
19	OKP Alfa Delta Racing Team / GTAm G2 TC 2000								
1	14:19:23.898	27:43.323	14:20:53.701	29:13.126	1:29.803 (89.803)	86	3.803	Pit Window ARC	
20	Scuderia Capannone Garage / Giulia Super H1 TC 1600								
1	14:18:03.538	26:22.963	14:19:38.291	27:57.716	1:34.753 (94.753)	86	8.753	Pit Window ARC	
23	OKP Alfa Delta Racing Team / GTAm G2 TC 2000								
1	14:26:07.893	34:27.318	14:27:41.395	36:00.820	1:33.502 (93.502)	86	7.502	Pit Window ARC	
24	Auto Engiadina / GTAm G2 TC 2000								
1	14:12:19.252	20:38.677	14:26:58.982	35:18.407	14:39.730 (879.730)	86	793.730	Pit Window ARC	
25	Carrera Team / Giulia Sprint GTA F TC 1600								
1	14:30:17.409	38:36.834	14:31:43.962	40:03.387	1:26.553 (86.553)	86	0.553	Pit Window ARC	
27	Formula GT / GTAm G2 TC 2000								
1	14:26:24.831	34:44.256	14:27:49.900	36:09.325	1:25.069 (85.069)	86	-0.931	Pit Window ARC	
33	Scuderia Etna / Giulia Ti Super F TC 1600								
1	14:15:20.197	23:39.622	14:16:47.247	25:06.672	1:27.050 (87.050)	86	1.050	Pit Window ARC	
34	OKP Alfa Delta Racing Team / GTAm G2 TC 2000								
1	14:29:43.560	38:02.985	14:31:06.800	39:26.225	1:23.240 (83.240)	86	-2.760	Pit Window ARC	
36	OKP Alfa Delta Racing Team / Giulia Sprint GTA I GR 5 1600								
1	14:16:28.469	24:47.894	14:18:01.046	26:20.471	1:32.577 (92.577)	86	6.577	Pit Window ARC	
44	Scuderia Capannone Garage / GT Veloce 2000 H1 T 2000								
1	14:27:25.080	35:44.505	14:28:58.686	37:18.111	1:33.606 (93.606)	86	7.606	Pit Window ARC	
50	OKP Alfa Delta Racing Team / GTAm G2 TC 2000								
1	14:15:24.854	23:44.279	14:16:51.456	25:10.881	1:26.602 (86.602)	86	0.602	Pit Window ARC	
60	Scuderia Clemente Biondetti / GT Veloce 2000 H1 T 2000								
1	14:20:43.187	29:02.612	14:22:21.330	30:40.755	1:38.143 (98.143)	86	12.143	Pit Window ARC	
61	Scuderia Clemente Biondetti / GT Veloce 2000 H1 T 2000								
1	14:17:57.524	26:16.949	14:19:34.105	27:53.530	1:36.581 (96.581)	86	10.581	Pit Window ARC	
62	Scuderia Clemente Biondetti / GT Veloce 2000 H1 T 2000								
1	14:27:24.889	35:44.314	14:28:52.122	37:11.547	1:27.233 (87.233)	86	1.233	Pit Window ARC	
63	Scuderia Clemente Biondetti / GTAm G2 TC 2000								
1	14:13:53.009	22:12.434	14:15:23.068	23:42.493	1:30.059 (90.059)	86	4.059	Pit Window ARC	
69	OKP Alfa Delta Racing Team / GTAm G2 TC 2000								
1	14:24:54.105	33:13.530	14:26:25.637	34:45.062	1:31.532 (91.532)	86	5.532	Pit Window ARC	
81	Jolly Car Squadra Corse / GTAm G2 TC 2000								
1	14:27:22.145	35:41.570	14:28:55.194	37:14.619	1:33.049 (93.049)	86	7.049	Pit Window ARC	
85	OKP Alfa Delta Racing Team / GTAm G2 TC 2000								
1	14:29:40.680	38:00.105	14:31:07.617	39:27.042	1:26.937 (86.937)	86	0.937	Pit Window ARC	
86	Jolly Car Squadra Corse / GTAm G2 TC 2000								
1	14:14:14.987	22:34.412	14:15:58.185	24:17.610	1:43.198 (103.198)	86	17.198	Pit Window ARC	
87	Team Gatti / GTAm G2 TC 2000								
1	14:26:34.672	34:54.097	14:27:59.836	36:19.261	1:25.164 (85.164)	86	-0.836	Pit Window ARC	
90	/ GTAm G2 TC 2000								



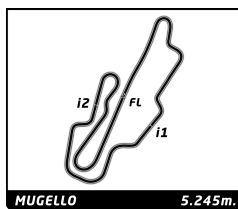
Alfa Revival Cup Mugello Racing Weekend Race

Handicaps Analysis

No	In Time		Out Time		Pit Time	Handicap	Gap	Window
	Hour	Elapsed	Hour	Elapsed				
1	14:25:20.592	33:40.017	14:26:47.037	35:06.462	1:26.445 (86.445)	86	0.445	Pit Window ARC
93	Formula GT / GTAm G2 TC 2000							
1	14:24:42.343	33:01.768	14:26:11.790	34:31.215	1:29.447 (89.447)	86	3.447	Pit Window ARC
95	OKP Alfa Delta Racing Team / GTAm G2 TC 2000							
1	14:22:19.849	30:39.274	14:23:46.095	32:05.520	1:26.246 (86.246)	86	0.246	Pit Window ARC
96	AMG RS / GTAm G2 TC 2000							
1	14:25:58.342	34:17.767	14:28:24.968	36:44.393	2:26.626 (146.626)			Pit Window ARC
98	Scuderia Clemente Biondetti / GTAm G2 TC 2000							
1	14:14:02.538	22:21.963	14:15:43.999	24:03.424	1:41.461 (101.461)	86	15.461	Pit Window ARC
99	OKP Alfa Delta Racing Team / Giulia Sprint GT Veloce G1 TC 1600							
1	14:18:07.167	26:26.592	14:19:36.825	27:56.250	1:29.658 (89.658)	86	3.658	Pit Window ARC
100	OKP Alfa Delta Racing Team / Giulia Sprint GTA F TC 1600							
1	14:16:39.709	24:59.134	14:18:18.454	26:37.879	1:38.745 (98.745)	86	12.745	Pit Window ARC
103	/ GTAm G2 TC 2000							
1	14:25:56.852	34:16.277	14:27:31.172	35:50.597	1:34.320 (94.320)	86	8.320	Pit Window ARC
106	Carrera Team / Giulia Sprint GTA I GR 5 1600							
1	14:27:23.181	35:42.606	14:28:53.731	37:13.156	1:30.550 (90.550)	86	4.550	Pit Window ARC
356	Circolo della Biella / GTAm G2 TC 2000							
1	14:23:11.864	31:31.289	14:24:46.463	33:05.888	1:34.599 (94.599)	86	8.599	Pit Window ARC

CARS WITHOUT PIT STOPS DURING THE SESSION: 108.

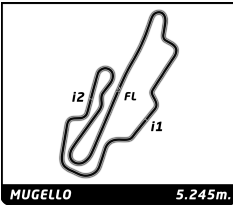
CARS WITHOUT PIT STOPS DURING PIT WINDOW ARC: 108.



Alfa Revival Cup Mugello Racing Weekend Race

Sector Analysis

		— Invalidated Lap		■ Personal Best		■ Session Best		■ Crossing the pit lane								
Lap	D	Time	Sector 1	Sector 2	Sector 3	T.Spd	Elapsed	Lap	D	Time	Sector 1	Sector 2	Sector 3	T.Spd	Elapsed	
5	Circolo della Biella		Giulietta Spider Veloce													
	1. Riccardo RAIMONDI		E GTS 1300													
	1	1	2:57.142	1:09.394	51.928	55.820		2:57.142	1	1	2:44.976	1:04.590	48.313	52.073		2:44.976
	2	1	2:50.466	56.975	53.354	1:00.137	165.0	5:47.608	2	1	2:39.188	50.953	51.740	56.495	194.1	5:24.164
	3	1	3:48.266	55.334	1:20.052	1:32.880	163.0	9:35.874	3	1	4:07.182	55.503	1:36.350	1:35.329	147.1	9:31.346
	4	1	3:27.493	1:11.524	1:03.023	1:12.946	103.2	13:03.367	4	1	3:26.247	1:11.212	1:02.944	1:12.091	131.8	12:57.593
	5	1	2:41.299	55.418	50.166	55.715	170.1	15:44.666	5	1	2:27.884	49.755	45.365	52.764	191.1	15:25.477
	6	1	2:41.472	54.734	50.363	56.375	166.5	18:26.138	6	1	2:29.646	49.497	47.657	52.492	194.1	17:55.123
	7	1	2:39.979	54.603	49.837	55.539	169.9	21:06.117	7	1	2:29.739	50.215	47.197	52.327	191.1	20:24.862
	8	1	2:40.936	55.003	50.246	55.687	165.7	23:47.053	8	1	2:27.044	49.067	45.646	52.331	191.1	22:51.906
	9	1	2:41.621	55.192	50.075	56.354	166.0	26:28.674	9	1	2:27.125	49.657	45.452	52.016	189.1	25:19.031
	10	1	4:08.976	56.357	49.092	2:23.527	166.7	30:37.650	10	1	3:50.654	49.192	46.070	2:15.392	189.7	29:09.685
	11	1	2:45.263	1:01.555	48.290	55.418	113.6	33:22.913	11	1	2:33.866	56.524	45.040	52.302	125.1	31:43.551
	12	1	2:41.226	56.197	49.405	55.624	159.6	36:04.139	12	1	2:26.806	49.341	45.305	52.160	191.1	34:10.357
	13	1	2:39.772	54.581	48.236	56.955	165.7	38:43.911	13	1	2:27.146	49.320	45.677	52.149	193.8	36:37.503
	14	1	2:41.385	55.740	48.448	57.197	161.5	41:25.296	14	1	2:26.911	49.709	45.175	52.027	190.7	39:04.414
	15	1	2:46.060	57.380	51.340	57.340	154.4	44:11.356	15	1	2:27.086	49.063	45.328	52.695	190.7	41:31.500
	16	1	3:14.401	55.814	57.162	1:21.425	157.1	47:25.757	16	1	2:41.980	54.410	50.883	56.687	172.8	44:13.480
	17	1	2:43.880	57.658	48.803	57.419	160.4	50:09.637	17	1	3:11.833	55.649	56.683	1:19.501	141.7	47:25.313
	18	1	2:38.526	54.552	48.183	55.791	165.0	52:48.163	18	1	2:28.182	51.142	45.016	52.024	186.5	49:53.495
	19	1	2:38.501	54.487	48.257	55.881	165.0	55:26.664	19	1	2:26.112	49.145	45.289	51.678	196.2	52:19.607
	20	1	2:38.625	54.487	48.257	55.881	165.0	58:05.289	20	1	2:25.498	48.871	44.912	51.715	194.1	54:45.105
21	1	2:39.484	54.763	48.642	56.079	161.3	1:00:44.773	21	1	2:26.112	48.807	45.545	51.760	196.2	57:11.217	
22	1	2:41.986	55.181	49.230	57.575	162.3	1:03:26.759	22	1	2:26.201	49.178	44.900	52.123	193.5	59:37.418	
16	Carrera Team		Giulia Sprint GTA													
	1. Marco GUERRA		F TC 1600													
	1	1	2:39.955	1:02.325	46.505	51.125		2:39.955	1	1	2:56.545	1:07.978	51.771	56.796		2:56.545
	2	1	2:39.380	49.841	52.486	57.053	188.7	5:19.335	2	1	2:47.676	55.350	52.669	59.657	172.8	5:44.221
	3	1	4:06.855	55.833	1:36.981	1:34.041	151.4	9:26.190	3	1	3:49.766	55.520	1:20.226	1:34.020	171.8	9:33.987
	4	1	3:26.682	1:10.781	1:03.929	1:11.972	137.4	12:52.872	4	1	3:27.942	1:11.519	1:02.916	1:13.507	116.4	13:01.929
	5	1	2:24.142	48.154	45.067	50.921	189.1	15:17.014	5	1	2:41.376	54.353	49.908	57.115	176.2	15:43.305
	6	1	2:23.499	48.455	44.639	50.405	192.8	17:40.513	6	1	2:41.254	54.243	49.918	57.093	174.8	18:24.559
	7	1	2:23.489	47.362	44.712	51.415	190.7	20:04.002	7	1	2:40.583	54.380	49.445	56.758	172.6	21:05.142
	8	1	2:22.573	47.832	44.421	50.320	194.1	22:26.575	8	1	2:41.710	54.425	50.462	56.823	174.5	23:46.852
	9	1	2:21.628	48.264	42.970	50.394	190.4	24:48.203	9	1	4:08.038	54.980	49.848	2:23.210	175.4	27:54.890
	10	1	2:21.704	47.785	43.013	50.906	188.7	27:09.907	10	2	2:45.811	1:01.194	49.310	55.307	123.1	30:40.701
	11	1	2:21.311	47.524	43.042	50.745	190.7	29:31.218	11	2	2:40.329	53.662	50.866	55.801	176.5	33:21.030
	12	1	3:48.463	47.268	43.045	2:18.150	191.1	33:19.681	12	2	2:37.787	54.076	48.558	55.153	176.2	35:58.817
	13	2	2:35.500	58.146	45.397	51.957	111.9	35:55.181	13	2	2:35.382	52.767	47.782	54.833	174.8	38:34.199
	14	2	2:27.583	49.850	45.954	51.779	187.4	38:22.764	14	2	2:36.444	53.490	48.368	54.586	177.6	41:10.643
	15	2	2:29.396	51.947	45.430	52.019	186.5	40:52.160	15	2	2:40.659	53.956	48.945	57.758	176.2	43:51.302
	16	2	2:37.455	52.123	49.453	55.879	182.1	43:29.615	16	2	3:32.603	56.218	1:13.007	1:23.378	156.2	47:23.905
	17	2	3:51.404	1:10.701	1:16.790	1:23.913	114.4	47:21.019	17	2	2:36.526	54.411	47.734	54.381	176.5	50:00.431
	18	2	2:27.065	50.227	45.425	51.413	185.5	49:48.084	18	2	2:34.555	52.500	47.605	54.450	177.6	52:34.986
	19	2	2:25.821	49.777	44.915	51.129	191.1	52:13.905	19	2	2:34.392	52.550	47.343	54.499	178.2	55:09.378
	20	2	2:24.193	48.941	44.328	50.924	191.1	54:38.098	20	2	2:35.646	52.346	48.385	54.915	176.8	57:45.024
21	2	2:26.873	49.235	45.112	52.526	192.4	57:04.971	21	2	2:33.429	52.426	46.919	54.084	175.4	1:00:18.453	
22	2	2:25.893	49.156	44.632	52.105	190.4	59:30.864	22	2	2:33.909	52.310	47.637	53.962	176.8	1:02:52.362	
23	2	2:25.683	49.652	44.339	51.692	190.1	1:01:56.547									
20	Scuderia Capannone Garage		Giulia Super													
	1. Marco MILLA		H1 TC 1600													
	1	1	2:56.545	1:07.978	51.771	56.796		2:56.545	1	1	2:44.976	1:04.590	48.313	52.073		2:44.976
	2	1	2:47.676	55.350	52.669	59.657	172.8	5:44.221	2	1	2:39.188	50.953	51.740	56.495	194.1	5:24.164
	3	1	3:49.766	55.520	1:20.226	1:34.020	171.8	9:33.987	3	1	4:07.182	55.503	1:36.350	1:35.329	147.1	9:31.346
	4	1	3:27.942	1:11.519	1:02.916	1:13.507	116.4	13:01.929	4	1	3:26.247	1:11.212	1:02.944	1:12.091	131.8	12:57.593
	5	1	2:41.376	54.353	49.908	57.115	176.2	15:43.305	5	1	2:27.884	49.755	45.365	52.764	191.1	15:25.477
	6	1	2:41.254	54.243	49.918	57.093	174.8	18:24.559	6	1	2:29.646	49.497	47.657	52.492	194.1	17:55.123
	7	1	2:40.583	54.380	49.445	56.758	172.6	21:05.142	7	1	2:29.739	50.215	47.197	52.327	191.1	20:24.862
	8	1	2:41.710	54.425	50.462	56.823	174.5	23:46.852	8	1	2:27.044	49.067	45.646	52.331	191.1	22:51.906
	9	1	4:08.038	54.980	49.848	2:23.210	175.4	27:54.890	9	1	2:27.125	49.657	45.452	52.016	189.1	25:19.031
	10	2	2:45.811	1:01.194	49.310	55.307	123.1	30:40.701	10	1	3:50.654	49.192	46.070	2:15.392	189.7	29:09.685
	11	2	2:40.329	53.662	50.866	55.801	176.5	33:21.030	11	1	2:33.866	56.524	45.040	52.302	125.1	31:43.551
	12	2	2:37.787	54.076	48.558	55.153	176.2	35:58.817	12	1	2:26.806	49.341	45.305	52.160	191.1	34:10.357
	13	2	2:35.382	52.767	47.782	54.833	174.8	38:34.199	13	1	2:27.146	49.320	45.677	52.149	193.8	36:37.503
	14	2	2:36.444	53.490	48.368	54.586	177.6	41:10.643	14	1	2:26.911	49.709	45.175	52.027	190.7	39:04.414
	15	2	2:40.659	53.956	48.945	57.758	176.2	43:51.302	15	1	2:27.086	49.063	45.328	52.695	190.7	41:31.500
	16	2	3:32.603	56.218	1:13.007	1:23.378	156.2	47:23.905	16	1	2:41.980	54.410	50.883	56.687	172.8	44:13.480
	17	2	2:36.526	54.411	47.734	54.381	176.5	50:00.431	17	1	3:11.833	55.649	56.683	1:19.501	141.7	47:25.313
	18	2	2:34.555	52.500	47.605	54.450	177.6	52:34.986	18	1	2:28.182	51.142	45.016	52.024	186.5	49:53.495
	19	2	2:34.392	52.550	47.343	54.499	178.2	55:09.378	19	1	2:26.112	49.145	45.289	51.678	196.2	52:19.607
	20	2	2:35.646	52.346	48.385	54.915	176.8	57:45.024	20	1	2:25.498	48.871	44.912	51.715	194.1	54:45.105
21	2	2:33.429	52.426	46.919	54.084	175.4	1:00:18.453	21	1	2:26.112	48.807	45.545	51.760	196.2	57:11.217	
22	2	2:33.909	52.310	47.637	53.962	176.8	1:02:52.362	22	1	2:26.201	49.178	44.900	52.123	193.5	59:37.418	
23	OKP Alfa Delta Racing Team		GTAm													
	1. Mario SALOMONE		G2 TC 2000													
	1	1	2:41.211	1:02.												



Alfa Revival Cup Mugello Racing Weekend Race

Sector Analysis

— Invalidated Lap ■ Personal Best ■ Session Best B Crossing the pit lane

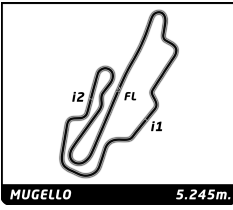
Lap	D	Time	Sector 1	Sector 2	Sector 3	T.Spd	Elapsed	Lap	D	Time	Sector 1	Sector 2	Sector 3	T.Spd	Elapsed
6	1	2:24.290	48.311	45.440	50.539	203.2	17:43.258	15	2	3:41.734 B	48.010	43.733	2:09.991	173.7	39:59.543
7	1	2:24.114	48.541	45.174	50.399	202.5	20:07.372	16	1	2:33.136	57.572	43.957	51.607	124.4	42:32.679
8	1	2:23.739	48.615	44.855	50.269	200.6	22:31.111	17	1	2:37.436	51.478	49.899	56.059	184.3	45:10.115
9	1	2:22.258	47.978	44.122	50.158	200.6	24:53.369	18	1	2:34.801	53.086	48.560	53.155	172.3	47:44.916
10	1	2:23.179	48.076	44.685	50.418	201.0	27:16.548	19	1	2:22.862	48.444	43.495	50.923	193.5	50:07.778
11	1	2:23.192	48.092	44.770	50.330	201.0	29:39.740	20	1	2:23.996	49.006	43.897	51.093	193.8	52:31.774
12	1	2:24.405	49.124	44.774	50.507	201.0	32:04.145	21	1	2:23.409	48.745	43.678	50.986	192.4	54:55.183
13	1	3:53.164 B	48.526	46.570	2:18.068	200.2	35:57.309	22	1	2:27.347	48.558	46.017	52.772	189.7	57:22.530
14	1	2:32.879	57.096	45.132	50.651	131.9	38:30.188	23	1	2:22.944	48.313	43.634	50.997	192.8	59:45.474
15	1	2:23.465	49.068	44.589	49.808	199.9	40:53.653	24	1	2:23.389	48.091	43.990	51.308	192.1	1:02:08.863
16	1	2:36.413	51.357	49.835	55.221	202.8	43:30.066								
17	1	3:50.739	1:10.805	1:16.798	1:23.136	113.1	47:20.805								
18	1	2:24.882	49.112	44.401	51.369	198.0	49:45.687								
19	1	2:23.395	48.245	44.626	50.524	201.0	52:09.082								
20	1	2:23.725	48.274	45.191	50.260	203.2	54:32.807								
21	1	2:24.712	48.867	45.058	50.787	201.7	56:57.519								
22	1	2:25.225	48.468	46.048	50.709	204.4	59:22.744								
23	1	2:25.232	49.419	45.478	50.335	196.2	1:01:47.976								

24		Auto Engiadina					GTAm	
		1.Dario INHELDER					G2 TC 2000	
1	1	2:43.253	1:03.581	48.066	51.606		2:43.253	
2	1	2:39.907	50.237	53.147	56.523	190.4	5:23.160	
3	1	4:07.210	55.179	1:36.762	1:35.269	161.3	9:30.370	
4	1	3:27.408	1:10.046	1:04.101	1:13.261	119.9	12:57.778	
5	1	2:29.677	49.782	45.997	53.898	181.5	15:27.455	
6	1	2:33.855	51.195	47.110	55.550	172.8	18:01.310	
7	1	17:14.112 B	53.906	48.252	...	156.0	35:15.422	
8	1	2:32.791	56.247	44.857	51.687	120.8	37:48.213	
9	1	2:25.534	50.074	44.120	51.340	183.3	40:13.747	
10	1	2:24.476	49.214	43.807	51.455	185.5	42:38.223	
11	1	2:33.080	49.486	47.755	55.839	186.2	45:11.303	
12	1	2:36.218	52.768	48.703	54.747	169.9	47:47.521	
13	1	2:24.917	49.873	44.077	50.967	186.8	50:12.438	
14	1	2:25.690	49.024	45.099	51.567	188.4	52:38.128	
15	1	2:45.926	1:01.012	48.843	56.071	187.8	55:24.054	
16	1	2:36.099	52.088	49.225	54.786	181.5	58:00.153	
17	1	2:38.097	53.013	49.655	55.429	182.7	1:00:38.250	

25		Carrera Team					Giulia Sprint GTA	
		1.Francesco PANTALEO 2.Antonio CRESCENTI					F TC 1600	
1	2	2:33.119	59.124	43.978	50.017		2:33.119	
2	2	2:37.910	47.974	51.852	58.084	191.4	5:11.029	
3	2	4:04.200	58.581	1:35.409	1:30.210	143.6	9:15.229	
4	2	3:32.718	1:14.314	1:03.256	1:15.148	96.5	12:47.947	
5	2	2:22.533	48.285	44.232	50.016	191.4	15:10.480	
6	2	2:20.810	47.602	43.014	50.194	190.7	17:31.290	
7	2	2:21.327	47.843	43.056	50.428	190.4	19:52.617	
8	2	2:20.547	47.657	42.863	50.027	187.4	22:13.164	
9	2	2:20.662	47.902	42.909	49.851	185.5	24:33.826	
10	2	2:20.830	47.527	43.315	49.988	191.1	26:54.656	
11	2	2:20.117	47.862	42.676	49.579	179.4	29:14.773	
12	2	2:20.679	47.976	42.765	49.938	175.9	31:35.452	
13	2	2:21.286	48.183	43.003	50.100	176.5	33:56.738	
14	2	2:21.071	48.146	42.876	50.049	175.4	36:17.809	

27		Formula GT					GTAm	
		1.Alberto FRANCESCHETTI					G2 TC 2000	
1	1	3:09.545	58.243	1:18.765	52.537		3:09.545	
2	1	2:40.489	50.182	49.534	1:00.773	197.7	5:50.034	
3	1	3:48.120	55.358	1:21.367	1:31.395	166.2	9:38.154	
4	1	3:26.258	1:11.145	1:03.347	1:11.766	107.4	13:04.412	
5	1	2:27.145	50.876	45.044	51.225	189.1	15:31.557	
6	1	2:24.346	48.028	44.876	51.442	202.5	17:55.903	
7	1	2:26.149	49.526	46.064	50.559	204.0	20:22.052	
8	1	2:24.047	48.189	45.440	50.418	202.8	22:46.099	
9	1	2:23.608	47.854	45.562	50.192	202.5	25:09.707	
10	1	2:24.491	48.236	46.018	50.237	201.3	27:34.198	
11	1	2:24.111	48.290	45.179	50.642	201.7	29:58.309	
12	1	2:23.832	48.111	45.055	50.666	202.1	32:22.141	
13	1	3:40.889 B	48.427	45.320	2:07.142	200.6	36:03.030	
14	1	2:38.416	1:01.206	45.097	52.113	119.5	38:41.446	
15	1	2:24.625	48.688	45.268	50.669	202.5	41:06.071	
16	1	2:31.442	49.279	47.763	54.400	198.4	43:37.513	
17	1	3:43.973	1:04.998	1:16.405	1:22.570	173.7	47:21.486	
18	1	2:23.040	48.980	44.105	49.955	203.6	49:44.526	
19	1	2:23.220	48.544	44.751	49.925	197.0	52:07.746	
20	1	2:24.683	49.334	44.962	50.387	194.5	54:32.429	
21	1	2:24.450	48.131	45.235	51.084	203.6	56:56.879	
22	1	2:25.602	48.687	46.090	50.825	203.2	59:22.481	
23	1	2:25.167	49.354	45.495	50.318	203.2	1:01:47.648	

33		Scuderia Etna					Giulia Ti Super	
		1.Sergio SAMBATARO					F TC 1600	
1	1	2:57.528	1:09.135	51.754	56.639		2:57.528	
2	1	2:49.339	55.472	53.868	59.999	180.9	5:46.867	
3	1	3:48.627	55.610	1:19.471	1:33.546	169.3	9:35.494	
4	1	3:27.052	1:11.219	1:03.076	1:12.757	106.1	13:02.546	
5	1	2:40.943	54.373	50.126	56.444	182.1	15:43.489	
6	1	2:42.489	55.009	50.749	56.731	183.3	18:25.978	
7	1	2:39.780	53.899	49.403	56.478	182.4	21:05.758	
8	1	4:00.364 B	54.697	50.665	2:15.002	177.9	25:06.122	
9	1	2:49.692	1:00.258	52.345	57.089	120.5	27:55.814	
10	1	2:44.004	54.740	51.311	57.953	181.2	30:39.818	
11	1	2:42.439	53.638	50.814	57.987	180.6	33:22.257	
12	1	2:42.800	55.222	51.556	56.022	182.7	36:05.057	
13	1	2:41.481	54.697	49.772	57.012	179.4	38:46.538	
14	1	2:44.080	55.310	51.682	57.088	184.6	41:30.618	
15	1	2:41.883	54.844	50.736	56.303	183.3	44:12.501	
16	1	3:12.977	55.763	56.799	1:20.415	160.4	47:25.478	



Alfa Revival Cup Mugello Racing Weekend Race

Sector Analysis

— Invalidated Lap ■ Personal Best ■ Session Best B Crossing the pit lane

Lap	D	Time	Sector 1	Sector 2	Sector 3	T.Spd	Elapsed	Lap	D	Time	Sector 1	Sector 2	Sector 3	T.Spd	Elapsed
17	1	2:42.022	54.550	50.416	57.056	170.1	50:07.500	20	2	2:17.689	47.044	41.943	48.702	202.1	52:21.855
18	1	2:37.682	52.847	49.363	55.472	182.1	52:45.182	21	2	2:20.835	48.674	42.976	49.185	207.1	54:42.690
19	1	2:37.405	53.147	48.867	55.391	184.6	55:22.587	22	2	2:22.133	46.836	44.632	50.665	202.1	57:04.823
20	1	2:36.690	52.594	48.893	55.203	184.3	57:59.277	23	2	2:18.007	46.728	42.218	49.061	199.9	59:22.830
21	1	2:37.589	53.000	49.348	55.241	184.0	1:00:36.866	24	2	2:19.046	48.547	42.122	48.377	205.1	1:01:41.876
22	1	2:39.053	53.506	49.819	55.728	183.0	1:03:15.919								

34 OKP Alfa Delta Racing Team
1. Matteo KAMATA
GTAm
G2 TC 2000

1	1	2:30.400	56.860	44.140	49.400		2:30.400
2	1	2:34.999	47.679	48.043	59.277	205.5	5:05.399
3	1	4:05.781	1:02.190	1:33.968	1:29.623	126.1	9:11.180
4	1	3:34.737	1:14.699	1:03.666	1:16.372	84.9	12:45.917
5	1	2:16.705	46.069	41.920	48.716	202.5	15:02.622
6	1	2:17.896	46.161	43.443	48.292	202.8	17:20.518
7	1	2:18.360	46.718	42.672	48.970	207.5	19:38.878
8	1	2:17.684	46.562	42.260	48.862	206.3	21:56.562
9	1	2:18.433	47.138	42.113	49.182	206.3	24:14.995
10	1	2:17.441	46.715	42.362	48.364	204.4	26:32.436
11	1	2:18.496	46.618	42.994	48.884	207.1	28:50.932
12	1	2:17.731	46.683	42.184	48.864	205.9	31:08.663
13	1	2:18.796	47.673	42.549	48.574	207.5	33:27.459
14	1	2:20.512	47.408	44.198	48.906	205.5	35:47.971
15	1	3:34.836 B	46.682	42.602	2:05.552	205.1	39:22.807
16	1	2:29.296	54.253	43.605	51.438	134.4	41:52.103
17	1	2:31.915	54.513	45.959	51.443	143.8	44:24.018
18	1	3:02.931	49.223	56.498	1:17.210	183.6	47:26.949
19	1	2:21.948	48.776	43.621	49.551	198.8	49:48.897
20	1	2:18.905	46.540	43.403	48.962	204.7	52:07.802
21	1	2:20.732	47.198	43.941	49.593	205.1	54:28.534
22	1	2:23.281	47.155	45.191	50.935	203.6	56:51.815
23	1	2:21.718	47.684	43.606	50.428	202.5	59:13.533
24	1	2:20.817	47.435	43.774	49.608	201.7	1:01:34.350

36 OKP Alfa Delta Racing Team
1. Christian ONDRAK
2. Massimo BORTOLAMI
Giulia Sprint GTA
1 GR 5 1600

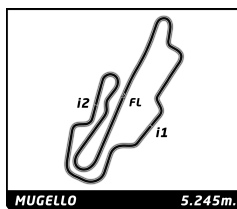
1	1	2:37.257	59.635	46.410	51.212		2:37.257
2	1	2:36.061	48.826	51.631	55.604	198.4	5:13.318
3	1	4:04.687	58.256	1:35.918	1:30.513	150.0	9:18.005
4	1	3:31.600	1:14.296	1:03.746	1:13.558	100.2	12:49.605
5	1	2:25.108	48.882	45.533	50.693	200.6	15:14.713
6	1	2:24.164	47.609	44.867	51.688	198.8	17:38.877
7	1	2:24.887	48.211	44.958	51.718	193.8	20:03.764
8	1	2:24.032	48.848	44.415	50.769	199.1	22:27.796
9	1	3:48.857 B	48.032	44.902	2:15.923	197.7	26:16.653
10	2	2:28.281	55.905	42.875	49.501	122.2	28:44.934
11	2	2:19.884	47.717	42.760	49.407	198.0	31:04.818
12	2	2:18.848	47.247	42.475	49.126	198.8	33:23.666
13	2	2:19.740	47.321	43.377	49.042	201.3	35:43.406
14	2	2:18.436	46.889	42.332	49.215	200.6	38:01.842
15	2	2:18.399	47.212	42.675	48.512	198.4	40:20.241
16	2	2:18.735	47.481	42.070	49.184	202.5	42:38.976
17	2	2:32.928	49.449	47.814	55.665	179.7	45:11.904
18	2	2:33.355	52.581	48.632	52.142	160.6	47:45.259
19	2	2:18.907	46.473	42.166	50.268	204.4	50:04.166

44 Scuderia Capannone Garage
1. Fausto AMENDOLAGINE
GT Veloce 2000
H1 T 2000

1	1	2:47.863	1:05.055	49.126	53.682		2:47.863
2	1	2:38.191	51.612	49.840	56.739	180.0	5:26.054
3	1	4:06.446	55.847	1:35.884	1:34.715	145.7	9:32.500
4	1	3:28.081	1:11.558	1:02.906	1:13.617	119.7	13:00.581
5	1	2:32.695	51.691	47.093	53.911	183.0	15:33.276
6	1	2:33.128	51.638	47.881	53.609	180.9	18:06.404
7	1	2:30.876	50.878	46.672	53.326	179.7	20:37.280
8	1	2:31.087	51.239	46.525	53.323	177.6	23:08.367
9	1	2:34.670	52.317	49.007	53.346	179.4	25:43.037
10	1	2:30.852	51.622	46.099	53.131	183.6	28:13.889
11	1	2:31.793	52.129	46.097	53.567	182.1	30:45.682
12	1	2:32.180	51.130	47.909	53.141	182.7	33:17.862
13	1	3:56.890 B	52.220	48.938	2:15.732	182.7	37:14.752
14	1	2:38.932	57.445	47.156	54.331	124.1	39:53.684
15	1	2:36.212	52.329	47.831	56.052	177.6	42:29.896
16	1	2:39.051	53.366	49.709	55.976	174.2	45:08.947
17	1	2:37.860	53.436	48.334	56.090	177.9	47:46.807
18	1	4:00.797 B	54.322	51.429	2:15.046	180.6	51:47.604
19	1	2:45.571	1:00.952	48.787	55.832	110.7	54:33.175
20	1	2:43.496	53.193	53.809	56.494	175.1	57:16.671
21	1	2:39.881	54.051	49.721	56.109	175.4	59:56.552
22	1	2:47.436	54.224	53.027	1:00.185	172.3	1:02:43.988

50 OKP Alfa Delta Racing Team
1. Giacomo BARRI
GTAm
G2 TC 2000

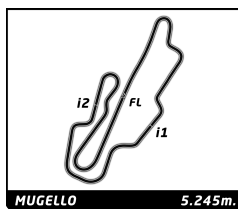
1	1	2:20.533	52.363	40.670	47.500		2:20.533
2	1	2:25.671	45.642	45.632	54.397	205.5	4:46.204
3	1	4:20.338	1:17.144	1:33.515	1:29.679	120.7	9:06.542
4	1	3:36.276	1:15.479	1:03.910	1:16.887	86.2	12:42.818
5	1	2:12.623	45.331	40.101	47.191	205.1	14:55.441
6	1	2:13.134	45.399	40.391	47.344	203.6	17:08.575
7	1	2:12.807	44.677	40.713	47.417	203.6	19:21.382
8	1	2:13.200	44.678	40.788	47.734	203.6	21:34.582
9	1	3:32.951 B	45.245	40.686	2:07.020	204.7	25:07.533
10	1	2:21.447	52.764	41.141	47.542	134.6	27:28.980
11	1	2:13.184	44.989	40.626	47.569	204.7	29:42.164
12	1	2:13.816	45.641	40.766	47.409	205.1	31:55.980
13	1	2:13.601	45.200	40.489	47.912	208.3	34:09.581
14	1	2:13.576	45.250	40.770	47.556	204.4	36:23.157
15	1	2:16.708	48.385	40.848	47.475	205.5	38:39.865
16	1	2:15.331	45.770	42.013	47.548	208.3	40:55.196
17	1	2:33.508	48.664	48.134	56.710	208.7	43:28.704
18	1	3:49.954	1:10.863	1:16.717	1:22.374	118.7	47:18.658
19	1	2:14.585	45.615	41.255	47.715	197.3	49:33.243
20	1	2:13.938	45.116	41.062	47.760	204.4	51:47.181
21	1	2:14.107	45.365	40.806	47.936	205.9	54:01.288
22	1	2:14.616	45.233	41.290	48.093	205.1	56:15.904



Alfa Revival Cup Mugello Racing Weekend Race

Sector Analysis

Legend: — Invalidated Lap ■ Personal Best ■ Session Best B Crossing the pit lane																	
Lap	D	Time	Sector 1	Sector 2	Sector 3	T.Spd	Elapsed	Lap	D	Time	Sector 1	Sector 2	Sector 3	T.Spd	Elapsed		
60 Scuderia Clemente Biondetti GT Veloce 2000 1. Carlo FABBRINI 2. Mauro BINI																	
23	1	2:14.787	45.652	41.372	47.763	203.6	58:30.691	3	1	4:00.016	51.601	1:33.921	1:34.494	176.5	9:33.072		
24	1	2:16.001	45.668	42.102	48.231	203.6	1:00:46.692	4	1	3:28.112	1:11.567	1:02.958	1:13.587	115.0	13:01.184		
5	1	2:32.344	51.356	47.289	53.699	176.5	15:33.528	6	1	2:33.088	51.599	47.810	53.679	181.8	18:06.616		
7	1	2:31.099	50.939	46.769	53.391	181.5	20:37.715	7	1	2:31.099	50.939	46.769	53.391	181.5	20:37.715		
8	1	2:31.111	51.079	46.700	53.332	181.8	23:08.826	8	1	2:31.111	51.079	46.700	53.332	181.8	23:08.826		
9	1	2:33.822	51.714	48.537	53.571	180.0	25:42.648	9	1	2:33.822	51.714	48.537	53.571	180.0	25:42.648		
10	1	2:30.494	50.683	46.314	53.497	178.5	28:13.142	10	1	2:30.494	50.683	46.314	53.497	178.5	28:13.142		
11	1	2:31.279	51.761	45.971	53.547	176.2	30:44.421	11	1	2:31.279	51.761	45.971	53.547	176.2	30:44.421		
12	1	2:32.035	51.195	47.154	53.686	179.4	33:16.456	12	1	2:32.035	51.195	47.154	53.686	179.4	33:16.456		
13	1	3:51.396	B	51.084	46.286	2:14.026	178.2	37:07.852	13	1	3:51.396	B	51.084	46.286	2:14.026	178.2	37:07.852
14	1	2:38.655	59.225	45.960	53.470	117.4	39:46.507	14	1	2:38.655	59.225	45.960	53.470	117.4	39:46.507		
15	1	2:31.324	51.230	45.959	54.135	178.8	42:17.831	15	1	2:31.324	51.230	45.959	54.135	178.8	42:17.831		
16	1	2:35.130	52.174	47.835	55.121	176.2	44:52.961	16	1	2:35.130	52.174	47.835	55.121	176.2	44:52.961		
17	1	2:40.517	51.412	46.604	1:02.501	176.5	47:33.478	17	1	2:40.517	51.412	46.604	1:02.501	176.5	47:33.478		
18	1	2:32.481	51.458	47.274	53.749	180.6	50:05.959	18	1	2:32.481	51.458	47.274	53.749	180.6	50:05.959		
19	1	2:32.738	51.765	46.708	54.265	178.8	52:38.697	19	1	2:32.738	51.765	46.708	54.265	178.8	52:38.697		
20	1	2:32.396	51.399	46.214	54.783	181.2	55:11.093	20	1	2:32.396	51.399	46.214	54.783	181.2	55:11.093		
21	1	2:34.430	51.159	48.017	55.254	179.1	57:45.523	21	1	2:34.430	51.159	48.017	55.254	179.1	57:45.523		
22	1	2:33.211	52.276	46.918	54.017	178.5	1:00:18.734	22	1	2:33.211	52.276	46.918	54.017	178.5	1:00:18.734		
23	1	2:32.206	50.812	47.034	54.360	180.3	1:02:50.940	23	1	2:32.206	50.812	47.034	54.360	180.3	1:02:50.940		
63 Scuderia Clemente Biondetti GTAm 1. Luigi MERCATALI 2. Niccolò MERCATALI																	
1	1	2:35.757	58.933	46.595	50.229		2:35.757	1	1	2:35.757	58.933	46.595	50.229		2:35.757		
2	1	2:35.715	48.402	50.895	56.418	208.3	5:11.472	2	1	2:35.715	48.402	50.895	56.418	208.3	5:11.472		
3	1	4:04.748	58.811	1:35.638	1:30.299	144.4	9:16.220	3	1	4:04.748	58.811	1:35.638	1:30.299	144.4	9:16.220		
4	1	3:32.400	1:14.158	1:03.297	1:14.945	100.1	12:48.620	4	1	3:32.400	1:14.158	1:03.297	1:14.945	100.1	12:48.620		
5	1	2:23.615	48.951	44.764	49.900	201.0	15:12.235	5	1	2:23.615	48.951	44.764	49.900	201.0	15:12.235		
6	1	2:21.336	47.534	43.879	49.923	207.5	17:33.571	6	1	2:21.336	47.534	43.879	49.923	207.5	17:33.571		
7	1	2:20.727	47.655	43.986	49.086	207.9	19:54.298	7	1	2:20.727	47.655	43.986	49.086	207.9	19:54.298		
8	1	3:44.905	B	48.293	43.972	2:12.640	207.1	23:39.203	8	1	3:44.905	B	48.293	43.972	2:12.640	207.1	23:39.203
9	2	2:21.743	52.613	41.631	47.499	139.2	26:00.946	9	2	2:21.743	52.613	41.631	47.499	139.2	26:00.946		
10	2	2:15.274	45.409	42.529	47.336	209.1	28:16.220	10	2	2:15.274	45.409	42.529	47.336	209.1	28:16.220		
11	2	2:14.861	45.694	41.441	47.726	209.5	30:31.081	11	2	2:14.861	45.694	41.441	47.726	209.5	30:31.081		
12	2	2:13.674	45.201	41.264	47.209	211.1	32:44.755	12	2	2:13.674	45.201	41.264	47.209	211.1	32:44.755		
13	2	2:14.174	45.638	41.228	47.308	211.1	34:58.929	13	2	2:14.174	45.638	41.228	47.308	211.1	34:58.929		
14	2	2:14.090	45.520	41.361	47.209	208.7	37:13.019	14	2	2:14.090	45.520	41.361	47.209	208.7	37:13.019		
15	2	2:14.988	46.064	41.548	47.376	210.3	39:28.007	15	2	2:14.988	46.064	41.548	47.376	210.3	39:28.007		
16	2	2:17.254	46.262	41.729	49.263	211.1	41:45.261	16	2	2:17.254	46.262	41.729	49.263	211.1	41:45.261		
17	2	2:34.393	52.492	46.191	55.710	174.8	44:19.654	17	2	2:34.393	52.492	46.191	55.710	174.8	44:19.654		
18	2	3:06.146	51.638	56.740	1:17.768	184.3	47:25.800	18	2	3:06.146	51.638	56.740	1:17.768	184.3	47:25.800		
19	2	2:18.861	47.463	42.522	48.876	198.4	49:44.661	19	2	2:18.861	47.463	42.522	48.876	198.4	49:44.661		
20	2	2:15.505	46.030	41.946	47.529	209.9	52:00.166	20	2	2:15.505	46.030	41.946	47.529	209.9	52:00.166		
21	2	2:16.448	46.202	42.308	47.938	209.9	54:16.614	21	2	2:16.448	46.202	42.308	47.938	209.9	54:16.614		
22	2	2:17.400	46.045	42.832	48.523	210.7	56:34.014	22	2	2:17.400	46.045	42.832	48.523	210.7	56:34.014		
23	2	2:17.223	46.589	42.580	48.054	210.7	58:51.237	23	2	2:17.223	46.589	42.580	48.054	210.7	58:51.237		
24	2	2:16.566	46.293	42.406	47.867	209.9	1:01:07.803	24	2	2:16.566	46.293	42.406	47.867	209.9	1:01:07.803		
69 OKP Alfa Delta Racing Team GTAm 1. Bernhard LABER 2. Lukas STOJETZ																	
1	2	2:23.537	54.217	41.580	47.740		2:23.537	1	2	2:23.537	54.217	41.580	47.740		2:23.537		
2	2	2:26.157	45.937	44.683	55.537	203.2	4:49.694	2	2	2:26.157	45.937	44.683	55.537	203.2	4:49.694		
3	2	4:18.877	1:15.182	1:33.819	1:29.876	143.4	9:08.571	3	2	4:18.877	1:15.182	1:33.819	1:29.876	143.4	9:08.571		
4	2	3:35.323	1:15.427	1:03.247	1:16.649	85.3	12:43.894	4	2	3:35.323	1:15.427	1:03.247	1:16.649	85.3	12:43.894		
61 Scuderia Clemente Biondetti GT Veloce 2000 1. Edoardo ACCIAI 2. Gianni ACCIAI																	
1	2	2:58.645	1:09.623	52.095	56.927		2:58.645	1	2	2:58.645	1:09.623	52.095	56.927		2:58.645		
2	2	2:50.194	56.063	53.230	1:00.901	165.2	5:48.839	2	2	2:50.194	56.063	53.230	1:00.901	165.2	5:48.839		
3	2	3:48.001	54.519	1:20.162	1:33.320	164.5	9:36.840	3	2	3:48.001	54.519	1:20.162	1:33.320	164.5	9:36.840		
4	2	3:27.611	1:11.040	1:03.369	1:13.202	104.6	13:04.451	4	2	3:27.611	1:11.040	1:03.369	1:13.202	104.6	13:04.451		
5	2	2:41.534	55.037	50.527	55.970	167.5	15:45.985	5	2	2:41.534	55.037	50.527	55.970	167.5	15:45.985		
6	2	2:38.318	53.639	48.404	56.275	169.6	18:24.303	6	2	2:38.318	53.639	48.404	56.275	169.6	18:24.303		
7	2	2:36.973	52.829	48.093	56.051	165.0	21:01.276	7	2	2:36.973	52.829	48.093	56.051	165.0	21:01.276		
8	2	2:38.406	53.164	48.019	57.223	163.7	23:39.682	8	2	2:38.406	53.164	48.019	57.223	163.7	23:39.682		
9	2	4:09.995	B	53.479	47.845	2:28.671	161.3	27:49.677	9	2	4:09.995	B	53.479	47.845	2:28.671	161.3	27:49.677
10	1	2:44.849	1:00.878	46.745	57.226	111.5	30:34.526	10	1	2:44.849	1:00.878	46.745	57.226	111.5	30:34.526		
11	1	2:34.875	53.320	46.433	55.122	165.2	33:09.401	11	1	2:34.875	53.320	46.433	55.122	165.2	33:09.401		
12	1	2:32.306	52.094	45.549	54.663	165.7	35:41.707	12	1	2:32.306	52.094	45.549	54.663	165.7	35:41.707		
13	1	2:33.062	52.956	45.549	54.557	165.7	38:14.769	13	1	2:33.062	52.956	45.549	54.557	165.7	38:14.769		
14	1	2:32.038	51.846	45.463	54.729	167.0	40:46.807	14	1	2:32.038	51.846	45.463	54.729	167.0	40:46.807		
15	1	2:37.595	52.350	48.970	56.275	165.5	43:24.402	15	1	2:37.595	52.350	48.970	56.275	165.5	43:24.402		
16	1	2:35.118	54.050	46.196	54.872	158.0	45:59.520	16	1	2:35.118	54.050	46.196	54.872	158.0	45:59.520		
17	1	2:32.884	52.058	46.048	54.778	165.7	48:32.404	17	1	2:32.884	52.058	46.048	54.778	165.7	48:32.404		
18	1	2:32.553	51.817	45.964	54.772	165.7	51:04.957	18	1	2:32.553	51.817	45.964	54.772	165.7	51:04.957		
19	1	2:32.225	52.092	45.235	54.898	166.0	53:37.182	19	1	2:32.225	52.092	45.235	54.898	166.0	53:37.182		
62 Scuderia Clemente Biondetti GT Veloce 2000 1. Fabio GIMIGNANI																	
1	1	2:49.354	1:06.16														



Alfa Revival Cup Mugello Racing Weekend Race

Sector Analysis

— Invalidated Lap ■ Personal Best ■ Session Best B Crossing the pit lane

Lap	D	Time	Sector 1	Sector 2	Sector 3	T.Spd	Elapsed	Lap	D	Time	Sector 1	Sector 2	Sector 3	T.Spd	Elapsed
5	2	2:15.475	45.905	41.572	47.998	204.0	14:59.369	6	1	2:18.106	46.439	43.298	48.369	204.7	17:20.160
6	2	2:15.098	46.058	41.125	47.915	202.1	17:14.467	7	1	2:17.774	46.455	42.687	48.632	205.1	19:37.934
7	2	2:15.441	45.811	41.337	48.293	202.1	19:29.908	8	1	2:17.986	46.703	42.454	48.829	207.5	21:55.920
8	2	2:16.382	46.433	41.362	48.587	201.7	21:46.290	9	1	2:17.675	46.723	42.391	48.561	206.3	24:13.595
9	2	2:17.158	46.116	41.839	49.203	201.7	24:03.448	10	1	2:18.066	47.105	42.538	48.423	207.1	26:31.661
10	2	2:19.596	46.568	43.044	49.984	201.0	26:23.044	11	1	2:18.085	46.702	42.759	48.624	207.1	28:49.746
11	2	2:18.047	46.910	42.261	48.876	200.6	28:41.091	12	1	2:17.209	46.278	42.190	48.741	204.4	31:06.955
12	2	2:17.710	46.382	42.563	48.765	201.0	30:58.801	13	1	2:17.828	46.716	42.298	48.814	205.1	33:24.783
13	2	3:42.505 B	46.533	42.386	2:13.586	201.7	34:41.306	14	1	2:20.495	47.235	43.709	49.551	205.9	35:45.278
14	1	2:29.638	55.917	43.903	49.818	129.9	37:10.944	15	1	3:38.593 B	46.954	42.234	2:09.405	204.7	39:23.871
15	1	2:21.348	48.734	43.340	49.274	199.9	39:32.292	16	2	2:33.920	56.635	45.469	51.816	123.4	41:57.791
16	1	2:24.390	48.411	43.548	52.431	200.2	41:56.682	17	2	2:41.842	1:02.568	47.550	51.724	124.8	44:39.633
17	1	2:40.669	1:02.475	46.774	51.420	123.8	44:37.351	18	2	2:49.620	54.206	46.618	1:08.796	185.8	47:29.253
18	1	2:50.707	55.454	46.021	1:09.232	152.7	47:28.058	19	2	2:26.844	50.799	45.226	50.819	201.7	49:56.097
19	1	2:24.216	49.778	44.167	50.271	197.0	49:52.274	20	2	2:24.852	48.395	45.490	50.967	203.6	52:20.949
20	1	2:21.371	48.452	43.330	49.589	203.2	52:13.645	21	2	2:23.948	48.407	44.821	50.720	207.1	54:44.897
21	1	2:21.188	48.165	43.713	49.310	203.6	54:34.833	22	2	2:23.414	48.108	44.155	51.151	203.2	57:08.311
22	1	2:23.140	48.250	44.503	50.387	202.8	56:57.973	23	2	2:22.650	47.764	44.184	50.702	203.2	59:30.961
23	1	2:24.608	48.291	46.279	50.038	204.0	59:22.581	24	2	2:23.484	48.524	44.176	50.784	203.2	1:01:54.445
24	1	2:22.641	48.580	44.169	49.892	202.8	1:01:45.222								

81 Jolly Car Squadra Corse GTAm
1.Edoardo CAPONI G2 TC 2000
2.Fabrizio SABATINI

1	2	2:24.962	54.529	41.904	48.529		2:24.962
2	2	2:25.402	46.621	43.543	55.238	202.8	4:50.364
3	2	4:19.382	1:15.193	1:34.102	1:30.087	148.9	9:09.746
4	2	3:34.345	1:14.947	1:03.226	1:16.172	91.7	12:44.091
5	2	2:17.222	46.444	42.237	48.541	206.3	15:01.313
6	2	2:17.976	46.655	42.196	49.125	201.0	17:19.289
7	2	2:18.182	46.456	43.236	48.490	199.9	19:37.471
8	2	2:18.180	46.714	42.214	49.252	203.2	21:55.651
9	2	2:17.611	46.655	42.234	48.722	201.7	24:13.262
10	2	2:18.032	47.056	42.420	48.556	200.2	26:31.294
11	2	2:19.015	47.668	42.459	48.888	202.5	28:50.309
12	2	2:17.925	47.189	42.090	48.646	204.7	31:08.234
13	2	2:17.560	46.692	42.434	48.434	203.2	33:25.794
14	2	3:46.180 B	47.765	43.359	2:15.056	205.9	37:11.974
15	1	2:28.301	54.469	44.166	49.666	137.3	39:40.275
16	1	2:23.601	50.158	43.219	50.224	200.6	42:03.876
17	1	2:36.048	56.929	47.638	51.481	174.2	44:39.924
18	1	2:49.273	54.269	46.809	1:08.195	188.1	47:29.197
19	1	2:24.228	48.878	44.214	51.136	204.7	49:53.425
20	1	2:20.422	48.035	43.531	48.856	204.0	52:13.847
21	1	2:19.679	47.425	43.200	49.054	207.9	54:33.526
22	1	2:23.558	47.584	45.250	50.724	207.1	56:57.084
23	1	2:22.061	47.694	43.502	50.865	206.3	59:19.145
24	1	2:22.715	48.097	44.618	50.000	201.0	1:01:41.860

85 OKP Alfa Delta Racing Team GTAm
1.Peter BACHOFEN G2 TC 2000
2.Fabrizio ZAMUNER

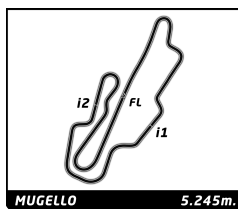
1	1	2:25.723	55.201	41.940	48.582		2:25.723
2	1	2:24.848	46.546	43.833	54.469	205.5	4:50.571
3	1	4:19.593	1:15.346	1:34.394	1:29.853	141.6	9:10.164
4	1	3:34.159	1:15.105	1:03.274	1:15.780	89.8	12:44.323
5	1	2:17.731	47.027	42.064	48.640	204.7	15:02.054

86 Jolly Car Squadra Corse GTAm
1.Luca DEMARCHI G2 TC 2000
2.Dario DOMENICHINI

1	2	2:38.292	59.902	47.218	51.172		2:38.292
2	2	2:36.058	49.485	50.877	55.696	195.9	5:14.350
3	2	4:05.612	57.583	1:36.289	1:31.740	146.9	9:19.962
4	2	3:30.180	1:12.711	1:03.749	1:13.720	118.6	12:50.142
5	2	2:26.211	48.679	46.488	51.044	197.0	15:16.353
6	2	2:26.251	48.705	46.752	50.794	191.7	17:42.604
7	2	2:28.653	49.051	47.978	51.624	198.0	20:11.257
8	2	4:02.962 B	48.871	45.953	2:28.138	197.3	24:14.219
9	1	2:24.462	54.038	42.179	48.245	130.7	26:38.681
10	1	2:17.533	46.762	42.579	48.192	188.4	28:56.214
11	1	2:15.650	46.393	41.259	47.998	189.4	31:11.864
12	1	2:15.767	46.616	41.353	47.798	188.4	33:27.631
13	1	2:19.488	47.496	43.411	48.581	192.4	35:47.119
14	1	2:16.117	46.330	41.386	48.401	191.1	38:03.236
15	1	2:16.396	46.140	41.909	48.347	192.4	40:19.632

87 Team Gatti GTAm
1.Davide BERTINELLI G2 TC 2000

1	1	2:20.375	53.170	40.121	47.084		2:20.375
2	1	2:25.237	45.219	45.359	54.659	204.0	4:45.612
3	1	4:19.856	1:16.933	1:33.090	1:29.833	117.7	9:05.468
4	1	3:36.907	1:15.140	1:04.656	1:17.111	93.0	12:42.375
5	1	2:12.636	45.241	40.246	47.149	204.7	14:55.011
6	1	2:12.447	45.193	39.970	47.284	203.6	17:07.458
7	1	2:14.141	45.342	41.421	47.378	202.8	19:21.599
8	1	2:13.138	45.377	40.414	47.347	202.8	21:34.737
9	1	2:13.734	45.824	40.748	47.162	204.0	23:48.471
10	1	2:12.945	45.054	40.524	47.367	207.9	26:01.416
11	1	2:14.246	45.216	41.444	47.586	207.5	28:15.662
12	1	2:14.508	45.579	41.318	47.611	206.3	30:30.170
13	1	2:14.207	45.636	40.916	47.655	204.4	32:44.377
14	1	3:31.895 B	45.310	41.014	2:05.571	204.7	36:16.272
15	1	2:21.118	51.718	41.433	47.967	137.1	38:37.390



Alfa Revival Cup Mugello Racing Weekend Race

Sector Analysis

— Invalidated Lap ■ Personal Best ■ Session Best B Crossing the pit lane

Lap	D	Time	Sector 1	Sector 2	Sector 3	T.Sp	Elapsed	Lap	D	Time	Sector 1	Sector 2	Sector 3	T.Sp	Elapsed
16	1	2:15.407	46.961	40.854	47.592	207.1	40:52.797	2	1	2:27.064	45.456	45.863	55.745	203.2	4:49.140
17	1	2:34.949	47.994	49.395	57.560	205.9	43:27.746	3	1	4:18.516	1:14.964	1:33.714	1:29.838	140.6	9:07.656
18	1	3:50.367	1:10.501	1:16.759	1:23.107	123.5	47:18.113	4	1	3:35.411	1:15.368	1:03.535	1:16.508	80.7	12:43.067
19	1	2:16.418	45.851	42.734	47.833	203.2	49:34.531	5	1	2:13.666	45.462	40.525	47.679	207.9	14:56.733
20	1	2:13.651	45.092	40.836	47.723	207.1	51:48.182	6	1	2:13.998	45.420	40.848	47.730	203.6	17:10.731
21	1	2:14.252	45.553	41.123	47.576	206.3	54:02.434	7	1	2:14.699	46.023	40.931	47.745	204.0	19:25.430
22	1	2:15.100	45.753	41.577	47.770	207.5	56:17.534	8	1	2:14.754	45.518	40.877	48.359	204.7	21:40.184
23	1	2:15.324	45.611	41.101	48.612	207.1	58:32.858	9	1	2:15.390	45.854	40.966	48.570	201.3	23:55.574
24	1	2:25.359	46.692	43.142	55.525	205.9	1:00:58.217	10	1	2:16.995	46.304	41.879	48.812	202.8	26:12.569

90		1.Franz SLAMA		GTAm G2 TC 2000			
1	1	2:42.329	1:03.287	47.916	51.126	2:42.329	
2	1	2:38.776	50.146	52.402	56.228	201.7	5:21.105
3	1	4:08.000	56.151	1:36.507	1:35.342	157.1	9:29.105
4	1	3:25.592	1:10.075	1:03.804	1:11.713	124.3	12:54.697
5	1	2:30.709	49.186	48.264	53.259	200.6	15:25.406
6	1	2:31.062	49.278	48.851	52.933	201.3	17:56.468
7	1	2:30.794	50.088	48.204	52.502	204.0	20:27.262
8	1	2:37.530	50.439	51.422	55.669	200.2	23:04.792
9	1	2:40.654	52.776	53.685	54.193	180.9	25:45.446
10	1	2:37.276	52.326	50.045	54.905	179.7	28:22.722
11	1	2:39.711	52.789	50.526	56.396	195.2	31:02.433
12	1	4:00.944	56.355	49.750	2:14.839	192.1	35:03.377

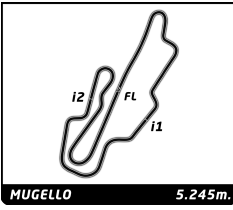
93		Formula GT 1.Hans LUGINBUEHL		GTAm G2 TC 2000			
1	1	2:47.728	1:04.170	49.409	54.149	2:47.728	
2	1	3:38.021	53.087	53.214	1:51.720	193.5	6:25.749
3	1	3:14.287	54.754	49.001	1:30.532	141.9	9:40.036
4	1	3:24.445	1:10.529	1:03.776	1:10.140	109.5	13:04.481
5	1	2:37.050	53.339	49.354	54.357	189.7	15:41.531
6	1	2:30.431	50.213	47.149	53.069	190.1	18:11.962
7	1	2:28.828	49.876	46.491	52.461	196.6	20:40.790
8	1	2:27.991	49.259	46.149	52.583	197.3	23:08.781
9	1	2:29.891	49.911	47.478	52.502	197.7	25:38.672
10	1	2:26.341	49.082	45.366	51.893	196.2	28:05.013
11	1	2:32.607	50.103	47.005	55.499	197.7	30:37.620
12	1	3:50.091	49.548	45.896	2:14.647	198.8	34:27.711
13	1	2:33.610	56.592	45.525	51.493	129.9	37:01.321
14	1	2:24.155	48.822	44.462	50.871	197.3	39:25.476
15	1	2:25.986	48.853	44.493	52.640	198.0	41:51.462
16	1	2:29.650	51.143	45.576	52.931	184.3	44:21.112
17	1	3:04.677	51.623	55.844	1:17.210	179.1	47:25.789
18	1	2:29.530	52.149	46.275	51.106	188.7	49:55.319
19	1	2:26.200	48.909	45.299	51.992	201.3	52:21.519
20	1	2:29.344	50.397	46.810	52.137	201.7	54:50.863
21	1	2:24.433	48.320	44.898	51.215	205.5	57:15.296
22	1	2:26.231	49.546	45.084	51.601	199.5	59:41.527
23	1	2:25.131	48.640	44.954	51.537	200.6	1:02:06.658

95		OKP Alfa Delta Racing Team 1.Daniele PERFETTI		GTAm G2 TC 2000		
1	1	2:22.076	53.730	40.547	47.799	2:22.076

Lap	D	Time	Sector 1	Sector 2	Sector 3	T.Sp	Elapsed	Lap	D	Time	Sector 1	Sector 2	Sector 3	T.Sp	Elapsed
2	1	2:27.064	45.456	45.863	55.745	203.2	4:49.140	3	1	4:18.516	1:14.964	1:33.714	1:29.838	140.6	9:07.656
4	1	3:35.411	1:15.368	1:03.535	1:16.508	80.7	12:43.067	5	1	2:13.666	45.462	40.525	47.679	207.9	14:56.733
6	1	2:13.998	45.420	40.848	47.730	203.6	17:10.731	7	1	2:14.699	46.023	40.931	47.745	204.0	19:25.430
8	1	2:14.754	45.518	40.877	48.359	204.7	21:40.184	9	1	2:15.390	45.854	40.966	48.570	201.3	23:55.574
10	1	2:16.995	46.304	41.879	48.812	202.8	26:12.569	11	1	2:15.538	46.173	40.924	48.441	201.7	28:28.107
12	1	3:34.206	45.536	41.242	2:07.428	204.0	32:02.313	13	1	2:23.361	52.361	42.170	48.830	136.1	34:25.674
14	1	2:15.924	46.041	41.259	48.624	201.0	36:41.598	15	1	2:17.664	46.137	42.813	48.714	202.5	38:59.262
16	1	2:17.143	46.039	42.355	48.749	204.0	41:16.405	17	1	2:35.082	48.481	48.916	57.685	205.5	43:51.487
18	1	3:30.449	56.492	1:12.850	1:21.107	153.6	47:21.936	19	1	2:15.498	45.982	41.548	47.968	206.3	49:37.434
20	1	2:15.285	45.638	41.419	48.228	205.1	51:52.719	21	1	2:16.940	46.070	42.381	48.489	205.1	54:09.659
22	1	2:17.568	45.872	42.510	49.186	205.5	56:27.227	23	1	2:17.865	46.230	42.478	49.157	204.0	58:45.092
24	1	2:18.431	46.637	42.939	48.855	203.2	1:01:03.523								

96		AMG RS 1.Stefano BARBIERI		GTAm G2 TC 2000			
1	1	2:39.267	1:01.759	46.562	50.946	2:39.267	
2	1	2:38.112	49.895	52.358	55.859	198.0	5:17.379
3	1	4:07.144	57.207	1:36.516	1:33.421	150.0	9:24.523
4	1	3:27.650	1:11.176	1:04.531	1:11.943	137.6	12:52.173
5	1	2:24.844	48.610	45.813	50.421	199.5	15:17.017
6	1	2:22.481	48.168	44.694	49.619	200.2	17:39.498
7	1	2:23.447	48.137	44.731	50.579	198.4	20:02.945
8	1	2:23.452	48.442	44.535	50.475	195.2	22:26.397
9	1	2:23.468	48.824	44.522	50.122	196.2	24:49.865
10	1	2:23.097	48.201	44.742	50.154	197.7	27:12.962
11	1	2:21.761	47.890	43.998	49.873	196.2	29:34.723
12	1	2:22.135	48.313	44.072	49.750	197.7	31:56.858
13	1	4:44.837	47.682	44.970	3:12.185	199.5	36:41.695
14	1	2:31.444	54.270	44.766	52.408	130.4	39:13.139
15	1	2:43.130	52.989	47.529	1:02.612	168.0	41:56.269
16	1	3:00.547	1:06.393	54.642	59.512	126.9	44:56.816
17	1	2:38.164	52.466	47.710	57.988	165.7	47:34.980

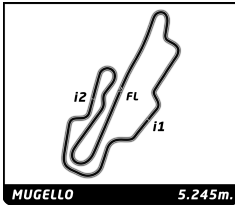
98		Scuderia Clemente Biondetti 1.Walter BEN 2.Fabio BABINI		GTAm G2 TC 2000			
1	1	2:33.500	56.626	46.103	50.771	2:33.500	
2	1	2:37.218	49.080	51.079	57.059	184.0	5:10.718
3	1	4:03.763	58.421	1:35.510	1:29.832	151.8	9:14.481
4	1	3:32.687	1:14.393	1:02.310	1:15.984	95.1	12:47.168
5	1	2:24.947	48.769	45.690	50.488	194.1	15:12.115
6	1	2:23.925	49.253	44.733	49.939	201.0	17:36.040
7	1	2:24.316	49.053	44.909	50.354	199.1	20:00.356
8	1	3:59.345	48.482	44.174	2:26.689	191.7	23:59.701



Alfa Revival Cup Mugello Racing Weekend Race

Sector Analysis

											— Invalidated Lap	■ Personal Best	■ Session Best	B Crossing the pit lane												
Lap	D	Time	Sector 1	Sector 2	Sector 3	T.Spd	Elapsed	Lap	D	Time	Sector 1	Sector 2	Sector 3	T.Spd	Elapsed											
99		OKP Alfa Delta Racing Team					Giulia Sprint GT Veloce																			
		1.Stefan ROLLWAGEN					G1 TC 1600																			
1	1	2:56.526	1:07.032	52.181	57.313		2:56.526	2	1	2:36.579	49.788	51.329	55.462	204.0	5:15.263											
2	1	2:49.879	55.872	53.727	1:00.280	179.1	5:46.405	3	1	4:05.566	57.568	1:36.792	1:31.206	147.7	9:20.829											
3	1	3:48.453	54.276	1:20.691	1:33.486	171.8	9:34.858	4	1	3:30.064	1:12.876	1:03.587	1:13.601	107.9	12:50.893											
4	1	3:27.649	1:11.432	1:02.863	1:13.354	108.0	13:02.507	5	1	2:25.509	48.260	46.446	50.803	202.1	15:16.402											
5	1	2:43.644	55.912	50.718	57.014	169.1	15:46.151	6	1	2:21.594	47.541	44.159	49.894	203.6	17:37.996											
6	1	2:40.165	54.191	50.490	55.484	175.6	18:26.316	7	1	2:23.589	48.141	45.176	50.272	200.6	20:01.585											
7	1	2:39.710	53.906	49.888	55.916	176.2	21:06.026	8	1	2:22.386	47.884	44.475	50.027	200.6	22:23.971											
8	1	2:41.819	54.818	51.287	55.714	179.7	23:47.845	9	1	2:22.319	47.907	44.422	49.990	199.5	24:46.290											
9	1	4:05.779 B	55.538	50.019	2:20.222	171.8	27:53.624	10	1	2:22.816	48.153	44.336	50.327	199.5	27:09.106											
10	1	2:45.635	58.162	49.777	57.696	127.2	30:39.259	11	1	2:22.979	48.172	44.579	50.228	199.5	29:32.085											
11	1	2:37.013	52.620	49.140	55.253	179.7	33:16.272	12	1	2:23.060	47.980	44.422	50.658	201.7	31:55.145											
12	1	2:42.859	53.325	53.408	56.126	179.1	35:59.131	13	1	3:52.182 B	48.334	45.577	2:18.271	199.5	35:47.327											
13	1	2:41.681	53.468	50.246	57.967	180.9	38:40.812	14	2	2:35.800	57.149	47.159	51.492	129.3	38:23.127											
14	1	2:38.598	53.489	49.327	55.782	178.8	41:19.410	15	2	3:00.689	1:19.160	48.712	52.817	198.4	41:23.816											
15	1	2:42.764	53.914	50.705	58.145	175.1	44:02.174	16	2	2:46.505	56.538	53.235	56.732	172.8	44:10.321											
16	1	3:21.850	57.127	1:02.963	1:21.760	153.8	47:24.024	17	2	3:13.393	55.451	57.904	1:20.038	147.9	47:23.714											
17	1	2:45.734	58.657	48.849	58.228	162.8	50:09.758	18	2	2:28.147	49.406	47.301	51.440	202.5	49:51.861											
18	1	2:39.035	52.845	49.438	56.752	181.5	52:48.793	19	2	2:28.686	50.439	46.322	51.925	202.1	52:20.547											
19	1	2:44.013	54.300	49.996	59.717	169.6	55:32.806	20	2	2:29.887	49.904	47.557	52.426	203.6	54:50.434											
20	1	2:42.493	53.407	50.996	58.090	179.4	58:15.299	21	2	2:32.155	50.615	48.421	53.119	202.1	57:22.589											
21	1	2:48.154	54.470	51.076	1:02.608	176.5	1:01:03.453	22	2	2:29.452	49.932	47.081	52.439	202.1	59:52.041											
								23	2	2:34.357	50.000	48.279	56.078	199.1	1:02:26.398											
106		Carrera Team					Giulia Sprint GTA																			
		1.Giovanni SERIO					I GR 5 1600																			
		2.Massimo GUERRA																								
1	2	2:30.096	57.453	43.964	48.679		2:30.096	1	2	2:36.826	1:00.293	46.125	50.408		2:36.826											
2	2	2:39.447	48.460	53.391	57.596	193.1	5:09.543	2	1	2:35.277	47.531	51.377	56.369	205.5	5:12.103											
3	2	4:04.208	58.963	1:35.633	1:29.612	141.4	9:13.751	3	1	4:05.023	58.643	1:36.138	1:30.242	137.8	9:17.126											
4	2	3:32.890	1:14.594	1:02.321	1:15.975	89.9	12:46.641																			
5	2	2:16.368	46.637	41.670	48.061	194.8	15:03.009																			
6	2	2:16.505	46.502	41.759	48.244	195.5	17:19.514																			
7	2	2:17.891	46.507	42.612	48.772	198.0	19:37.405																			
8	2	2:19.450	49.368	41.587	48.495	195.2	21:56.855																			
9	2	2:18.145	47.163	42.295	48.687	198.4	24:15.000																			
10	2	2:17.621	47.143	42.227	48.251	195.5	26:32.621																			
11	2	2:18.549	46.848	43.026	48.675	201.0	28:51.170																			
12	2	2:17.680	46.890	42.267	48.523	198.4	31:08.850																			
13	2	2:17.442	46.579	42.097	48.766	203.6	33:26.292																			
14	2	3:43.523 B	47.492	43.424	2:12.607	197.7	37:09.815																			
15	1	2:32.740	56.303	45.296	51.141	119.7	39:42.555																			
16	1	2:26.306	49.308	45.265	51.733	194.1	42:08.861																			
17	1	2:35.026	54.681	48.947	51.398	190.4	44:43.887																			
18	1	2:47.399	51.391	46.632	1:09.376	193.1	47:31.286																			
19	1	2:25.906	50.484	44.912	50.510	198.0	49:57.192																			
20	1	2:24.667	48.263	45.575	50.829	195.5	52:21.859																			
21	1	2:29.636	49.431	47.485	52.720	195.2	54:51.495																			
22	1	2:25.862	48.856	45.093	51.913	196.2	57:17.357																			
23	1	2:27.333	51.835	44.364	51.134	178.2	59:44.690																			
24	1	2:23.897	48.007	44.385	51.505	194.1	1:02:08.587																			
103		GTAm					G2 TC 2000																			
		1.Christoph WINKLER																								
		2.Bernd WINKLER																								
1	1	2:38.684	1:01.463	46.365	50.856		2:38.684																			



Alfa Revival Cup Mugello Racing Weekend Race

Sector Analysis

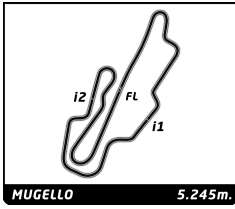
— Invalidated Lap

■ Personal Best

■ Session Best

B Crossing the pit lane

Lap	D	Time	Sector 1	Sector 2	Sector 3	T.Sp	Elapsed	Lap	D	Time	Sector 1	Sector 2	Sector 3	T.Sp	Elapsed
4	1	3:31.955	1:14.170	1:02.877	1:14.908	100.1	12:49.081								
5	1	2:23.323	48.843	44.782	49.698	204.0	15:12.404								
6	1	2:21.512	47.633	43.911	49.968	206.3	17:33.916								
7	1	2:20.733	47.492	44.182	49.059	207.1	19:54.649								
8	1	2:19.137	46.889	42.885	49.363	206.7	22:13.786								
9	1	2:20.025	48.011	42.880	49.134	198.8	24:33.811								
10	1	2:18.952	46.810	42.970	49.172	202.1	26:52.763								
11	1	2:19.610	47.340	42.722	49.548	202.5	29:12.373								
12	1	3:50.131 B	47.508	43.202	2:19.421	201.0	33:02.504								
13	2	2:29.111	56.731	43.023	49.357	123.0	35:31.615								
14	2	2:18.590	47.331	42.331	48.928	191.1	37:50.205								
15	2	2:18.010	47.160	42.226	48.624	196.2	40:08.215								
16	2	2:22.620	48.050	42.255	52.315	199.1	42:30.835								
17	2	2:38.827	52.897	49.746	56.184	178.5	45:09.662								
18	2	2:33.666	53.040	48.404	52.222	174.2	47:43.328								
19	2	2:17.933	46.528	42.438	48.967	199.5	50:01.261								
20	2	2:19.798	46.225	42.936	50.637	203.2	52:21.059								

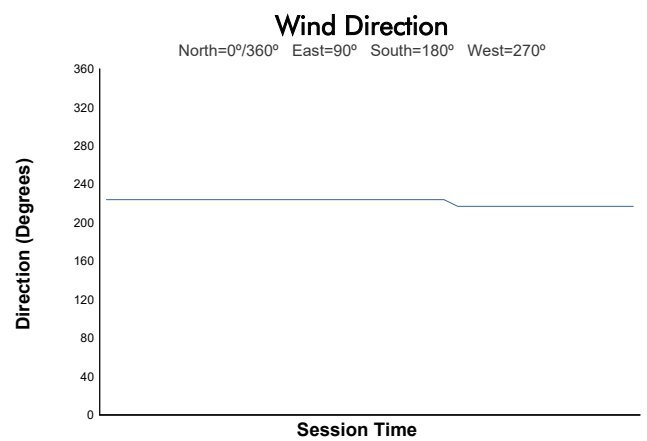
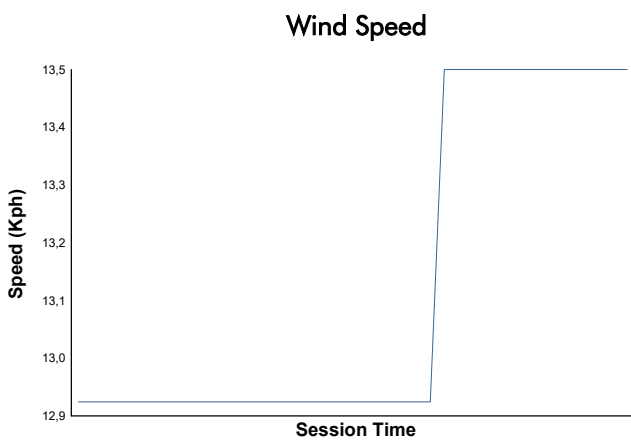
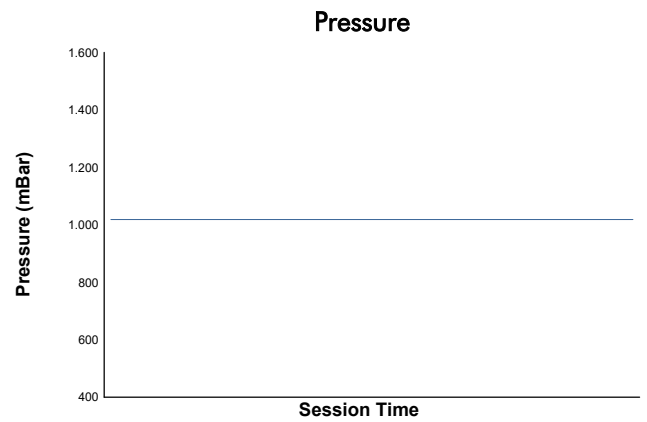
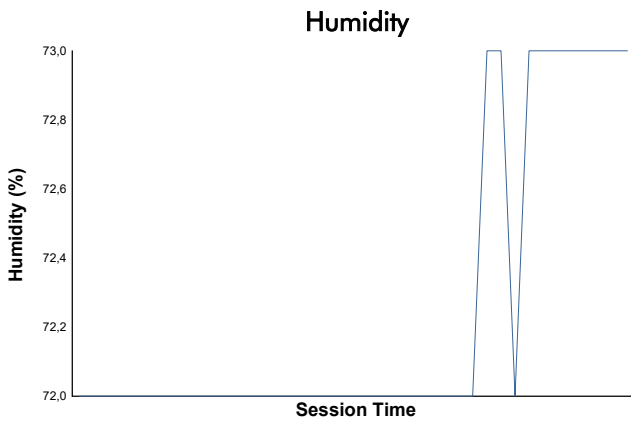
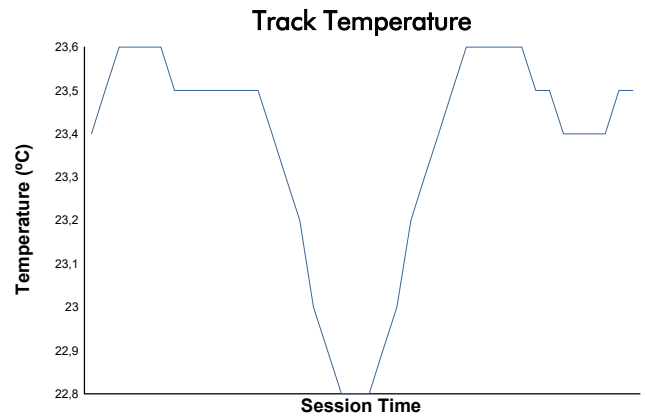
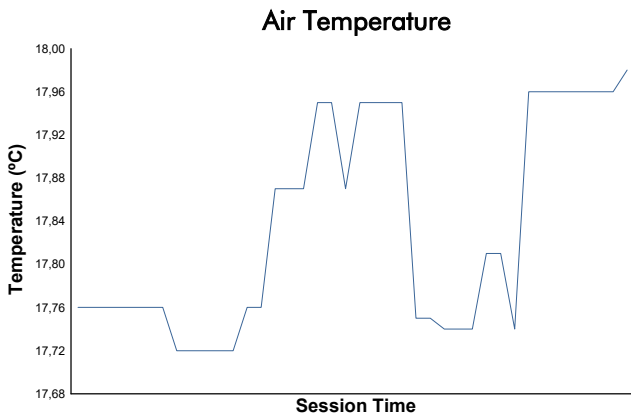


Alfa Revival Cup

Mugello Racing Weekend

Race

Weather Report



Track Status: **DRY**



Alfa Revival Cup

Mugello Racing Weekend

Qualifying

Doc. n. **5.14** /

MUGELLO 5.245m.

Final Classification

No Drivers	Team	Car	Cl.	Time	Lap Total	Gap	Kph
1 98 W. BEN / F. BABINI	Scuderia Clemente Biondelli	GTAm	G2 TC 200	2:11.649	5 9	-	143.4
2 50 G. BARRI	OKP Alfa Delta Racing Team	GTAm	G2 TC 200	2:12.185	3 7	+0.536 +0.536	142.8
3 87 D. BERTINELLI	Team Gatti	GTAm	G2 TC 200	2:13.003	3 6	+1.354 +0.818	142.0
4 63 L. MERCATALI / N. MERCATALI	Scuderia Clemente Biondelli	GTAm	G2 TC 200	2:13.598	3 9	+1.949 +0.595	141.3
5 95 D. PERFETTI	OKP Alfa Delta Racing Team	GTAm	G2 TC 200	2:13.693	3 5	+2.044 +0.095	141.2
6 86 L. DEMARCHI / D. DOMENICHINI	Jolly Car Squadra Corse	GTAm	G2 TC 200	2:14.656	4 6	+3.007 +0.963	140.2
7 69 B. LABER / L. STOJETZ	OKP Alfa Delta Racing Team	GTAm	G2 TC 200	2:14.937	2 8	+3.288 +0.281	139.9
8356 C. BARBOLINI / R. RAIMONDI	Circolo della Biella	GTAm	G2 TC 200	2:15.352	5 9	+3.703 +0.415	139.5
9 85 P. BACHOFEN / F. ZAMUNER	OKP Alfa Delta Racing Team	GTAm	G2 TC 200	2:16.290	4 9	+4.641 +0.938	138.5
10 81 E. CAPONI / F. SABATINI	Jolly Car Squadra Corse	GTAm	G2 TC 200	2:16.430	3 5	+4.781 +0.140	138.4
11 34 M. KAMATA	OKP Alfa Delta Racing Team	GTAm	G2 TC 200	2:17.444	7 8	+5.795 +1.014	137.4
12106 G. SERIO / M. GUERRA	Carrera Team	Giulia Sprint GTA	1 GR 5 160i	2:17.823	8 8	+6.174 +0.379	137.0
13 27 A. FRANCESCHETTI	Formula GT	GTAm	G2 TC 200	2:18.454	5 8	+6.805 +0.631	136.4
14 36 C. ONDRAK / M. BORTOLAMI	OKP Alfa Delta Racing Team	Giulia Sprint GTA	1 GR 5 160i	2:19.177	8 8	+7.528 +0.723	135.7
15 23 M. SALOMONE	OKP Alfa Delta Racing Team	GTAm	G2 TC 200	2:19.975	8 8	+8.326 +0.798	134.9
16100 M. KÖRBER / F. KÖRBER	OKP Alfa Delta Racing Team	Giulia Sprint GTA	F TC 1600	2:20.856	3 7	+9.207 +0.881	134.1
17103 C. WINKLER / B. WINKLER		GTAm	G2 TC 200	2:20.882	4 8	+9.233 +0.026	134.0
18 25 F. PANTALEO / A. CRESCENTINI	Carrera Team	Giulia Sprint GTA	F TC 1600	2:21.029	2 8	+9.380 +0.147	133.9
19 16 M. GUERRA / E. BENEDINI	Carrera Team	Giulia Sprint GTA	F TC 1600	2:21.361	2 9	+9.712 +0.332	133.6
20 96 S. BARBIERI	AMG RS	GTAm	G2 TC 200	2:21.810	2 5	+10.161 +0.449	133.1
21 93 H. LUGINBUEHL	Formula GT	GTAm	G2 TC 200	2:23.797	8 9	+12.148 +1.987	131.3
22 24 D. INHELDER	Auto Engiadina	GTAm	G2 TC 200	2:24.056	8 9	+12.407 +0.259	131.1
23 19 J. VON MUSCHWITZ	OKP Alfa Delta Racing Team	GTAm	G2 TC 200	2:24.554	6 7	+12.905 +0.498	130.6
24 90 F. SLAMA		GTAm	G2 TC 200	2:25.748	2 6	+14.099 +1.194	129.6
25108 M. SORDI / G. SORDI	OKP Alfa Delta Racing Team	Giulia Super	H2 TC 160i	2:29.309	7 8	+17.660 +3.561	126.5
26 44 F. AMENDOLAGINE	Scuderia Capannone Garage	GT Veloce 2000	H1 T 2000	2:31.919	7 8	+20.270 +2.610	124.3
27 61 E. ACCIAI / G. ACCIAI	Scuderia Clemente Biondelli	GT Veloce 2000	H1 T 2000	2:33.216	6 9	+21.567 +1.297	123.2
28 60 C. FABBRINI / M. BINI	Scuderia Clemente Biondelli	GT Veloce 2000	H1 T 2000	2:33.942	2 8	+22.293 +0.726	122.7
29 20 M. MILLA / U. CAUCCI	Scuderia Capannone Garage	Giulia Super	H1 TC 160i	2:34.049	8 8	+22.400 +0.107	122.6
30 62 F. GIMIGNANI	Scuderia Clemente Biondelli	GT Veloce 2000	H1 T 2000	2:34.910	7 9	+23.261 +0.861	121.9
31 99 S. ROLLWAGEN	OKP Alfa Delta Racing Team	Giulia Sprint GT Veloce	G1 TC 160i	2:36.097	4 8	+24.448 +1.187	121.0
32 55 M. HALUSA / N. HALUSA	SEMA Racing	Giulia Sprint GTA	F TC 1600	2:36.590	6 8	+24.941 +0.493	120.6
33 5 R. RAIMONDI	Circolo della Biella	Giulietta Spider Veloce	E GTS 130C	2:37.972	2 4	+26.323 +1.382	119.5
34 33 S. SAMBATARO	Scuderia Etna	Giulia Ti Super	F TC 1600	2:42.573	7 8	+30.924 +4.601	116.1

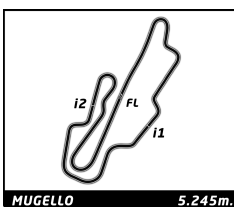
Fastest Lap: Lap 5 Walter BEN **2:11.649** 143.4 Kph

CAR 36 EXCEEDING TRACK LIMIT IN T15 - LAP 7 TIME DELETED
 CAR 24 EXCEEDING TRACK LIMIT IN T5 - LAP 9 TIME DELETED

Published at: **19.36**

Track Status: **DRY**

Stewards:			Timekeeper:
Maria Grazia ARBERI CSAI 26127	Gianluca NATALONI CSAI 338031	Antonia MARMILLATA CSAI 371681	Andrea RAPI



Alfa Revival Cup Mugello Racing Weekend Qualifying

Provisional Classification

No Drivers	Team	Car	Cl.	Time	Lap Total	Gap	Kph
1 98 W. BEN / F. BABINI	Scuderia Clemente Biondetti	GTAm	G2 TC 200i	2:11.649	5 9	- -	143.4
2 50 G. BARRI	OKP Alfa Delta Racing Team	GTAm	G2 TC 200i	2:12.185	3 7	+0.536 +0.536	142.8
3 87 D. BERTINELLI	Team Gatti	GTAm	G2 TC 200i	2:13.003	3 6	+1.354 +0.818	142.0
4 63 L. MERCATALI / N. MERCATALI	Scuderia Clemente Biondetti	GTAm	G2 TC 200i	2:13.598	3 9	+1.949 +0.595	141.3
5 95 D. PERFETTI	OKP Alfa Delta Racing Team	GTAm	G2 TC 200i	2:13.693	3 5	+2.044 +0.095	141.2
6 86 L. DEMARCHI / D. DOMENICHINI	Jolly Car Squadra Corse	GTAm	G2 TC 200i	2:14.656	4 6	+3.007 +0.963	140.2
7 69 B. LABER / L. STOJETZ	OKP Alfa Delta Racing Team	GTAm	G2 TC 200i	2:14.937	2 8	+3.288 +0.281	139.9
8 356 C. BARBOLINI / R. RAIMONDI	Circolo della Biella	GTAm	G2 TC 200i	2:15.352	5 9	+3.703 +0.415	139.5
9 85 P. BACHOFEN / F. ZAMUNER	OKP Alfa Delta Racing Team	GTAm	G2 TC 200i	2:16.290	4 9	+4.641 +0.938	138.5
10 81 E. CAPONI / F. SABATINI	Jolly Car Squadra Corse	GTAm	G2 TC 200i	2:16.430	3 5	+4.781 +0.140	138.4
11 34 M. KAMATA	OKP Alfa Delta Racing Team	GTAm	G2 TC 200i	2:17.444	7 8	+5.795 +1.014	137.4
12 106 G. SERIO / M. GUERRA	Carrera Team	Giulia Sprint GTA	I GR 5 160i	2:17.823	8 8	+6.174 +0.379	137.0
13 27 A. FRANCESCHETTI	Formula GT	GTAm	G2 TC 200i	2:18.454	5 8	+6.805 +0.631	136.4
14 36 C. ONDRAK / M. BORTOLAMI	OKP Alfa Delta Racing Team	Giulia Sprint GTA	I GR 5 160i	2:19.177	8 8	+7.528 +0.723	135.7
15 23 M. SALOMONE	OKP Alfa Delta Racing Team	GTAm	G2 TC 200i	2:19.975	8 8	+8.326 +0.798	134.9
16 100 M. KÖRBER / F. KÖRBER	OKP Alfa Delta Racing Team	Giulia Sprint GTA	F TC 1600	2:20.856	3 7	+9.207 +0.881	134.1
17 103 C. WINKLER / B. WINKLER		GTAm	G2 TC 200i	2:20.882	4 8	+9.233 +0.026	134.0
18 25 F. PANTALEO / A. CRESCENTI	Carrera Team	Giulia Sprint GTA	F TC 1600	2:21.029	2 8	+9.380 +0.147	133.9
19 16 M. GUERRA / E. BENEDINI	Carrera Team	Giulia Sprint GTA	F TC 1600	2:21.361	2 9	+9.712 +0.332	133.6
20 96 S. BARBIERI	AMG RS	GTAm	G2 TC 200i	2:21.810	2 5	+10.161 +0.449	133.1
21 93 H. LUGINBUEHL	Formula GT	GTAm	G2 TC 200i	2:23.797	8 9	+12.148 +1.987	131.3
22 24 D. INHELDER	Auto Engiadina	GTAm	G2 TC 200i	2:24.056	8 9	+12.407 +0.259	131.1
23 19 J. VON MUSCHWITZ	OKP Alfa Delta Racing Team	GTAm	G2 TC 200i	2:24.554	6 7	+12.905 +0.498	130.6
24 90 F. SLAMA		GTAm	G2 TC 200i	2:25.748	2 6	+14.099 +1.194	129.6
25 108 M. SORDI / G. SORDI	OKP Alfa Delta Racing Team	Giulia Super	H2 TC 160i	2:29.309	7 8	+17.660 +3.561	126.5
26 44 F. AMENDOLAGINE	Scuderia Capannone Garage	GT Veloce 2000	H1 T 2000	2:31.919	7 8	+20.270 +2.610	124.3
27 61 E. ACCIAI / G. ACCIAI	Scuderia Clemente Biondetti	GT Veloce 2000	H1 T 2000	2:33.216	6 9	+21.567 +1.297	123.2
28 60 C. FABBRINI / M. BINI	Scuderia Clemente Biondetti	GT Veloce 2000	H1 T 2000	2:33.942	2 8	+22.293 +0.726	122.7
29 20 M. MILLA / U. CAUCCI	Scuderia Capannone Garage	Giulia Super	H1 TC 160i	2:34.049	8 8	+22.400 +0.107	122.6
30 62 F. GIMIGNANI	Scuderia Clemente Biondetti	GT Veloce 2000	H1 T 2000	2:34.910	7 9	+23.261 +0.861	121.9
31 99 S. ROLLWAGEN	OKP Alfa Delta Racing Team	Giulia Sprint GT Veloce	G1 TC 160i	2:36.097	4 8	+24.448 +1.187	121.0
32 55 M. HALUSA / N. HALUSA	SEMA Racing	Giulia Sprint GTA	F TC 1600	2:36.590	6 8	+24.941 +0.493	120.6
33 5 R. RAIMONDI	Circolo della Biella	Giulietta Spider Veloce	E GTS 130C	2:37.972	2 4	+26.323 +1.382	119.5
34 33 S. SAMBATARO	Scuderia Etna	Giulia Ti Super	F TC 1600	2:42.573	7 8	+30.924 +4.601	116.1

Fastest Lap: Lap 5 Walter BEN 2:11.649 143.4 Kph

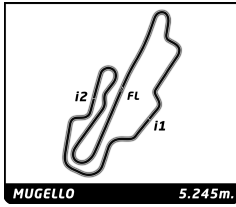
CAR 36 EXCEEDING TRACK LIMIT IN T15 - LAP 7 TIME DELETED
CAR 24 EXCEEDING TRACK LIMIT IN T5 - LAP 9 TIME DELETED

Published at:

Track Status: **DRY**

Race Director:
Antonio CANU

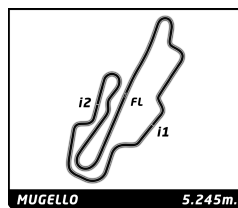
Timekeeper:
Andrea RAPI



Alfa Revival Cup Mugello Racing Weekend Qualifying

Best Sector Times

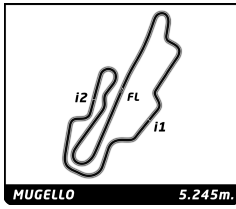
Sector 1			Sector 2			Sector 3			No Team	Class	Ideal Lap	Best Lap
No Driver	Time	No Driver	Time	No Driver	Time	No Driver	Time					
1	98 W.BEN	44.097	50 G.BARRI	40.101	98 W.BEN	46.870	1	98 Scuderia Clemente Biondetti	G2 TC 2000	2:11.428	2:11.649 (1)	
2	50 G.BARRI	44.556	98 W.BEN	40.461	87 D.BERTINELLI	46.972	2	50 OKP Alfa Delta Racing Team	G2 TC 2000	2:11.973	2:12.185 (2)	
3	63 L.MERCATALI	44.836	95 D.PERFETTI	40.488	63 L.MERCATALI	47.138	3	87 Team Gatti	G2 TC 2000	2:12.798	2:13.003 (3)	
4	95 D.PERFETTI	45.308	87 D.BERTINELLI	40.507	50 G.BARRI	47.316	4	63 Scuderia Clemente Biondetti	G2 TC 2000	2:13.112	2:13.598 (4)	
5	87 D.BERTINELLI	45.319	86 L.DEMARCHI	40.870	86 L.DEMARCHI	47.569	5	95 OKP Alfa Delta Racing Team	G2 TC 2000	2:13.422	2:13.693 (5)	
6	69 B.LABER	45.630	69 B.LABER	41.000	95 D.PERFETTI	47.626	6	86 Jolly Car Squadra Corse	G2 TC 2000	2:14.444	2:14.656 (6)	
7	36 C.ONDRAK	45.810	63 L.MERCATALI	41.138	356 C.BARBOLINI	47.823	7	69 OKP Alfa Delta Racing Team	G2 TC 2000	2:14.502	2:14.937 (7)	
8	81 E.CAPONI	45.890	36 C.ONDRAK	41.260	69 B.LABER	47.872	8	356 Circolo della Biella	G2 TC 2000	2:15.180	2:15.352 (8)	
9	34 M.KAMATA	45.951	356 C.BARBOLINI	41.287	81 E.CAPONI	48.422	9	85 OKP Alfa Delta Racing Team	G2 TC 2000	2:16.283	2:16.290 (9)	
10	86 L.DEMARCHI	46.005	85 P.BACHOFEN	41.654	106 G.SERIO	48.505	10	81 Jolly Car Squadra Corse	G2 TC 2000	2:16.430	2:16.430 (10)	
11	85 P.BACHOFEN	46.064	81 E.CAPONI	42.118	85 P.BACHOFEN	48.565	11	34 OKP Alfa Delta Racing Team	G2 TC 2000	2:16.711	2:17.444 (11)	
12	356 C.BARBOLINI	46.070	34 M.KAMATA	42.154	34 M.KAMATA	48.606	12	36 OKP Alfa Delta Racing Team	1 GR 5 1600	2:16.736	2:19.177 (14)	
13	27 A.FRANCESCETTI	46.450	106 G.SERIO	42.443	27 A.FRANCESCETTI	48.926	13	106 Carrera Team	1 GR 5 1600	2:17.823	2:17.823 (12)	
14	106 G.SERIO	46.875	25 F.PANTALEO	42.760	23 M.SALOMONE	49.243	14	27 Formula GT	G2 TC 2000	2:18.454	2:18.454 (13)	
15	23 M.SALOMONE	47.024	100 M.KÖRBER	43.033	36 C.ONDRAK	49.666	15	23 OKP Alfa Delta Racing Team	G2 TC 2000	2:19.953	2:19.975 (15)	
16	103 C.WINKLER	47.248	27 A.FRANCESCETTI	43.078	103 C.WINKLER	49.702	16	25 Carrera Team	F TC 1600	2:20.550	2:21.029 (18)	
17	96 S.BARBIERI	47.426	16 M.GUERRA	43.194	25 F.PANTALEO	49.757	17	100 OKP Alfa Delta Racing Team	F TC 1600	2:20.836	2:20.856 (16)	
18	16 M.GUERRA	47.616	23 M.SALOMONE	43.686	96 S.BARBIERI	49.879	18	103	G2 TC 2000	2:20.882	2:20.882 (17)	
19	100 M.KÖRBER	47.887	96 S.BARBIERI	43.875	100 M.KÖRBER	49.916	19	96 AMG RS	G2 TC 2000	2:21.180	2:21.810 (20)	
20	25 F.PANTALEO	48.033	103 C.WINKLER	43.932	16 M.GUERRA	50.551	20	16 Carrera Team	F TC 1600	2:21.361	2:21.361 (19)	
21	90 F.SLAMA	48.412	24 D.INHELDER	44.240	93 H.LUGINBUEHL	50.784	21	93 Formula GT	G2 TC 2000	2:23.797	2:23.797 (21)	
22	93 H.LUGINBUEHL	48.452	19 J.VON MUSCHWITZ	44.329	19 J.VON MUSCHWITZ	50.957	22	24 Auto Engiadina	G2 TC 2000	2:23.874	2:24.056 (22)	
23	24 D.INHELDER	48.552	93 H.LUGINBUEHL	44.561	24 D.INHELDER	51.082	23	19 OKP Alfa Delta Racing Team	G2 TC 2000	2:24.039	2:24.554 (23)	
24	19 J.VON MUSCHWITZ	48.753	108 M.SORDI	45.257	90 F.SLAMA	51.511	24	90	G2 TC 2000	2:25.709	2:25.748 (24)	
25	108 M.SORDI	50.499	90 F.SLAMA	45.786	55 M.HALUSA	53.157	25	108 OKP Alfa Delta Racing Team	H2 TC 1600	2:29.000	2:29.309 (25)	
26	44 F.AMENDOLAGINE	51.670	44 F.AMENDOLAGINE	46.373	108 M.SORDI	53.244	26	44 Scuderia Capannone Garage	H1 T 2000	2:31.919	2:31.919 (26)	
27	61 E.ACCIAI	52.043	61 E.ACCIAI	46.419	44 F.AMENDOLAGINE	53.876	27	55 SEMA Racing	F TC 1600	2:33.124	2:36.590 (32)	
28	99 S.ROLLWAGEN	52.086	60 C.FABBRINI	46.859	20 M.MILLA	54.362	28	61 Scuderia Clemente Biondetti	H1 T 2000	2:33.216	2:33.216 (27)	
29	60 C.FABBRINI	52.139	55 M.HALUSA	47.314	60 C.FABBRINI	54.492	29	60 Scuderia Clemente Biondetti	H1 T 2000	2:33.490	2:33.942 (28)	
30	62 F.GIMIGNANI	52.152	20 M.MILLA	47.352	62 F.GIMIGNANI	54.731	30	20 Scuderia Capannone Garage	H1 TC 1600	2:34.049	2:34.049 (29)	
31	20 M.MILLA	52.335	62 F.GIMIGNANI	47.380	61 E.ACCIAI	54.754	31	62 Scuderia Clemente Biondetti	H1 T 2000	2:34.263	2:34.910 (30)	
32	55 M.HALUSA	52.653	5 R.RAIMONDI	47.696	99 S.ROLLWAGEN	55.120	32	99 OKP Alfa Delta Racing Team	G1 TC 1600	2:35.561	2:36.097 (31)	
33	33 S.SAMBATARO	54.093	99 S.ROLLWAGEN	48.355	5 R.RAIMONDI	55.779	33	5 Circolo della Biella	E GTS 1300	2:37.972	2:37.972 (33)	
34	5 R.RAIMONDI	54.497	33 S.SAMBATARO	51.483	33 S.SAMBATARO	56.677	34	33 Scuderia Etna	F TC 1600	2:42.253	2:42.573 (34)	



Alfa Revival Cup Mugello Racing Weekend Qualifying

Best Top Speed

Team	Car	Class	Top Speed Driver	Top 1		Top 2		Top 3		Top 4		Top 5		
				Kph	Lap	Kph	Lap	Kph	Lap	Kph	Lap	Kph	Lap	
63 Scuderia Clemente Biondetti	GTAm	G2 TC 2000	L. MERCATALI	210.7	3	210.3	5	208.7	4	208.3	2	206.3	7	208,9
98 Scuderia Clemente Biondetti	GTAm	G2 TC 2000	W. BEN	210.7	6	209.1	5	208.3	3	207.9	4	206.3	2	208,5
87 Team Gatti	GTAm	G2 TC 2000	D. BERTINELLI	208.7	4	205.9	3	205.9	6	202.5	2	128.1	5	190,2
34 OKP Alfa Delta Racing Team	GTAm	G2 TC 2000	M. KAMATA	205.5	4	205.5	8	203.2	5	203.2	7	202.1	3	203,9
85 OKP Alfa Delta Racing Team	GTAm	G2 TC 2000	P. BACHOFEN	205.1	5	204.7	3	204.0	2	204.0	6	203.2	4	204,2
27 Formula GT	GTAm	G2 TC 2000	A. FRANCESCHETTI	204.7	5	204.7	8	204.0	4	203.6	2	201.0	3	203,6
50 OKP Alfa Delta Racing Team	GTAm	G2 TC 2000	G. BARRI	204.4	3	204.0	6	204.0	7	171.2	4	116.5	2	180,0
95 OKP Alfa Delta Racing Team	GTAm	G2 TC 2000	D. PERFETTI	204.4	4	204.4	5	203.2	3	125.0	2	101.3	1	167,7
356 Circolo della Biella	GTAm	G2 TC 2000	C. BARBOLINI	204.4	4	202.1	9	201.7	3	201.7	8	201.0	5	202,2
69 OKP Alfa Delta Racing Team	GTAm	G2 TC 2000	B. LABER	204.0	3	203.2	4	202.5	5	202.1	8	201.3	2	202,6
90	GTAm	G2 TC 2000	F. SLAMA	203.2	2	202.5	3	202.5	4	202.5	5	199.5	6	202,0
103	GTAm	G2 TC 2000	C. WINKLER	203.2	5	202.1	2	200.2	4	197.7	3	197.7	6	200,2
81 Jolly Car Squadra Corse	GTAm	G2 TC 2000	E. CAPONI	202.8	3	202.1	4	191.1	2	117.8	5	95.8	1	161,9
23 OKP Alfa Delta Racing Team	GTAm	G2 TC 2000	M. SALOMONE	202.1	8	201.0	3	201.0	4	201.0	5	200.6	7	201,1
36 OKP Alfa Delta Racing Team	Giulia Sprint GTA	I GR 5 1600	C. ONDRAK	201.3	7	201.3	8	197.3	4	196.6	3	196.2	2	198,5
93 Formula GT	GTAm	G2 TC 2000	H. LUGINBUEHL	199.1	5	199.1	9	198.8	3	198.8	8	198.4	2	198,8
96 AMG RS	GTAm	G2 TC 2000	S. BARBIERI	198.8	3	197.0	5	196.6	2	108.5	4	82.3	1	156,6
106 Carrera Team	Giulia Sprint GTA	I GR 5 1600	G. SERIO	195.9	4	194.5	8	193.8	3	192.4	5	191.7	2	193,7
19 OKP Alfa Delta Racing Team	GTAm	G2 TC 2000	J. VON MUSCHWITZ	194.5	5	192.4	4	191.1	6	190.7	2	178.5	7	189,4
25 Carrera Team	Giulia Sprint GTA	F TC 1600	F. PANTALEO	193.8	4	192.1	3	191.1	2	190.7	8	190.4	7	191,6
86 Jolly Car Squadra Corse	GTAm	G2 TC 2000	L. DEMARCHI	191.1	2	190.1	4	188.4	3	180.0	5	126.3	6	175,2
100 OKP Alfa Delta Racing Team	Giulia Sprint GTA	F TC 1600	M. KÖRBER	189.4	7	187.8	6	186.8	3	186.5	4	186.2	2	187,3
16 Carrera Team	Giulia Sprint GTA	F TC 1600	M. GUERRA	188.7	2	188.7	4	188.4	3	188.1	7	186.2	8	188,0
24 Auto Engiadina	GTAm	G2 TC 2000	D. INHELDER	187.1	7	186.2	5	185.2	3	185.2	6	184.3	8	185,6
55 SEMA Racing	Giulia Sprint GTA	F TC 1600	M. HALUSA	183.3	7	179.7	6	174.8	5	172.3	3	170.7	4	176,2
108 OKP Alfa Delta Racing Team	Giulia Super	H2 TC 1600	M. SORDI	182.4	3	180.9	2	180.0	5	179.7	7	179.7	8	180,5
33 Scuderia Etna	Giulia Ti Super	F TC 1600	S. SAMBATARO	180.3	7	179.7	4	179.7	5	179.4	8	178.5	6	179,5
99 OKP Alfa Delta Racing Team	Giulia Sprint GT Veloce	G1 TC 1600	S. ROLLWAGEN	180.0	5	178.8	4	178.8	6	178.2	8	177.4	2	178,6
44 Scuderia Capannone Garage	GT Veloce 2000	H1 T 2000	F. AMENDOLAGINE	179.7	7	178.8	3	178.2	5	176.8	2	176.8	4	178,1
62 Scuderia Clemente Biondetti	GT Veloce 2000	H1 T 2000	F. GIMIGNANI	178.5	8	177.9	9	176.8	6	175.9	7	170.4	2	175,9
20 Scuderia Capannone Garage	Giulia Super	H1 TC 1600	M. MILLA	175.1	8	173.7	7	172.8	4	172.3	3	143.6	5	167,5
60 Scuderia Clemente Biondetti	GT Veloce 2000	H1 T 2000	C. FABBRINI	173.1	5	172.6	4	172.3	2	172.0	3	172.0	7	172,4
5 Circolo della Biella	Giulietta Spider Veloce	E GTS 1300	R. RAIMONDI	170.1	3	164.2	2	101.4	4	94.8	1			132,6
61 Scuderia Clemente Biondetti	GT Veloce 2000	H1 T 2000	E. ACCIAI	166.7	4	166.5	5	166.0	6	164.5	3	163.5	2	165,4



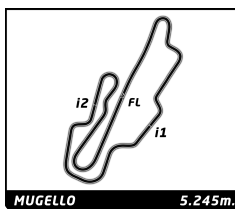
Alfa Revival Cup

Mugello Racing Weekend

Qualifying

Fastest Lap Sequence

Elapsed	No	Team	Car	Class	Driver	Time	Kph	Lap
5:04.309	98	Scuderia Clemente Biondetti	GTAm	G2 TC 2000	Walter BEN	2:14.721	140.2	2
5:08.563	63	Scuderia Clemente Biondetti	GTAm	G2 TC 2000	Luigi MERCATALI	2:14.586	140.3	2
7:16.931	98	Scuderia Clemente Biondetti	GTAm	G2 TC 2000	Walter BEN	2:12.622	142.4	3
9:29.416	98	Scuderia Clemente Biondetti	GTAm	G2 TC 2000	Walter BEN	2:12.485	142.5	4
11:06.545	50	OKP Alfa Delta Racing Team	GTAm	G2 TC 2000	Giacomo BARRI	2:12.185	142.8	3
11:41.065	98	Scuderia Clemente Biondetti	GTAm	G2 TC 2000	Walter BEN	2:11.649	143.4	5



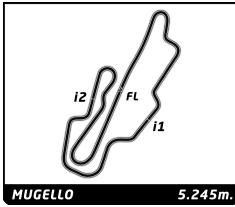
Alfa Revival Cup

Mugello Racing Weekend

Qualifying

Sector Analysis

Lap	Time	Sector 1	Sector 2	Sector 3	T.Spd	Elapsed	Lap	Time	Sector 1	Sector 2	Sector 3	T.Spd	Elapsed
5 Circolo della Biella <small>Giulietta Spider Veloce</small> 1. Riccardo RAIMONDI <small>E GTS 1300</small>							24 Auto Engiadina <small>GTAm</small> 1. Dario INHELDER <small>G2 TC 2000</small>						
1	3:12.074	1:26.376	49.452	56.246	94.8	3:12.074	1	4:10.662	2:20.762	52.792	57.108	96.7	4:10.662
2	2:37.972	54.497	47.696	55.779	164.2	5:50.046	2	2:32.233	50.707	46.547	54.979	179.1	6:42.895
3	15:37.405 B	57.966	57.744	...	170.1	21:27.451	3	2:30.098	49.725	45.964	54.409	185.2	9:12.993
4	2:53.459	1:05.720	48.905	58.834	101.4	24:20.910	4	2:25.970	49.586	44.842	51.542	180.3	11:38.963
16 Carrera Team <small>Giulia Sprint GTA</small> 1. Marco GUERRA <small>F TC 1600</small> 2. Emanuele BENEDETTI							25 Carrera Team <small>Giulia Sprint GTA</small> 1. Francesco PANTALEO <small>F TC 1600</small> 2. Antonio CRESCENTI						
1	3:35.362	1:53.497	48.491	53.374	102.3	3:35.362	1	4:06.955	2:19.490	50.983	56.482	95.8	4:06.955
2	2:21.361	47.616	43.194	50.551	188.7	5:56.723	2	2:21.029	48.512	42.760	49.757	191.1	6:27.984
3	2:32.108	48.976	47.690	55.442	188.4	8:28.831	3	2:28.524	50.932	46.028	51.564	192.1	8:56.508
4	2:22.849	47.740	44.092	51.017	188.7	10:51.680	4	2:41.392	51.336	49.304	1:00.752	193.8	11:37.900
5	3:19.082 B	51.033	181.8	14:10.762	5	3:19.402 B	52.613	160.8	14:57.302
6	2:36.469	58.960	45.435	52.074	110.8	16:47.231	6	2:38.437	1:03.770	43.830	50.837	78.2	17:35.739
7	2:28.168	50.299	45.901	51.968	188.1	19:15.399	7	2:23.636	48.548	44.012	51.076	190.4	19:59.375
8	2:27.361	50.037	44.748	52.576	186.2	21:42.760	8	2:25.000	49.022	44.039	51.939	190.7	22:24.375
9	2:28.199	50.502	45.384	52.313	184.9	24:10.959							
19 OKP Alfa Delta Racing Team <small>GTAm</small> 1. Jo VON MUSCHWITZ <small>G2 TC 2000</small>							27 Formula GT <small>GTAm</small> 1. Alberto FRANCESCHETTI <small>G2 TC 2000</small>						
1	4:19.930	2:36.661	50.389	52.880	105.8	4:19.930	1	3:25.166	1:40.786	49.926	54.454	65.9	3:25.166
2	2:28.569	49.806	44.815	53.948	190.7	6:48.499	2	2:20.463	47.147	43.372	49.944	203.6	5:45.629
3	2:28.807	50.810	46.365	51.632	175.1	9:17.306	3	2:27.801	49.771	46.100	51.930	201.0	8:13.430
4	2:25.211	49.400	44.671	51.140	192.4	11:42.517	4	2:19.299	46.966	43.270	49.063	204.0	10:32.729
5	2:25.293	49.348	44.988	50.957	194.5	14:07.810	5	2:18.454	46.450	43.078	48.926	204.7	12:51.183
6	2:24.554	49.009	44.329	51.216	191.1	16:32.364	6	4:22.205 B	52.925	48.161	2:41.119	175.4	17:13.388
7	2:51.752	57.269	59.575	54.908	178.5	19:24.116	7	2:35.538	59.675	45.480	50.383	109.6	19:48.926
							8	2:22.091	46.860	45.139	50.092	204.7	22:11.017
20 Scuderia Capannone Garage <small>Giulia Super</small> 1. Marco MILLA <small>H1 TC 1600</small> 2. Umberto CAUCCI							33 Scuderia Etna <small>Giulia Ti Super</small> 1. Sergio SAMPATARO <small>F TC 1600</small>						
1	3:57.186	1:40.747	1:04.810	1:11.629	89.5	3:57.186	1	4:31.554	2:24.190	1:05.829	1:01.535	90.8	4:31.554
2	2:50.788	59.580	52.542	58.666	140.3	6:47.974	2	2:47.163	55.695	53.106	58.362	169.1	7:18.717
3	2:45.332	55.277	51.480	58.575	172.3	9:33.306	3	2:46.295	56.469	52.074	57.752	174.8	10:05.012
4	2:45.616	55.574	51.539	58.503	172.8	12:18.922	4	2:43.338	54.756	51.483	57.099	179.7	12:48.350
5	3:12.262 B	59.076	143.6	15:31.184	5	2:44.068	54.576	52.112	57.380	179.7	15:32.418
6	2:50.500	1:03.790	51.929	54.781	100.2	18:21.684	6	2:47.450	55.047	53.567	58.836	178.5	18:19.868
7	2:36.921	53.003	48.967	54.951	173.7	20:58.605	7	2:42.573	54.093	51.803	56.677	180.3	21:02.441
8	2:34.049	52.335	47.352	54.362	175.1	23:32.654	8	2:43.385	54.935	51.565	56.885	179.4	23:45.826
23 OKP Alfa Delta Racing Team <small>GTAm</small> 1. Mario SALOMONE <small>G2 TC 2000</small>							34 OKP Alfa Delta Racing Team <small>GTAm</small> 1. Matteo KAMATA <small>G2 TC 2000</small>						
1	4:07.454	2:19.139	52.510	55.805	95.4	4:07.454	1	4:06.597	2:17.490	52.282	56.825	89.2	4:06.597
2	2:30.524	52.290	46.678	51.556	194.8	6:37.978	2	2:26.745	50.194	44.934	51.617	195.9	6:33.342
3	2:25.737	48.560	46.273	50.904	201.0	9:03.715	3	2:23.961	48.345	45.068	50.548	202.1	8:57.303
4	2:24.922	48.552	45.114	51.256	201.0	11:28.637							
5	3:38.089 B	48.012	45.031	2:05.046	201.0	15:06.726							
6	2:38.003	57.808	47.023	53.172	130.8	17:44.729							
7	2:21.042	47.861	43.739	49.442	200.6	20:05.771							
8	2:19.975	47.046	43.686	49.243	202.1	22:25.746							



Alfa Revival Cup Mugello Racing Weekend Qualifying

Sector Analysis

— Invalidated Lap ■ Personal Best ■ Session Best B Crossing the pit lane

Lap	Time	Sector 1	Sector 2	Sector 3	T.Spd	Elapsed	Lap	Time	Sector 1	Sector 2	Sector 3	T.Spd	Elapsed
4	2:21.126	47.757	44.070	49.299	205.5	11:18.429	1	3:08.359	1:22.971	49.079	56.309	91.6	3:08.359
5	3:52.478 B	46.877	46.374	2:19.227	203.2	15:10.907	2	2:33.942	52.139	47.311	54.492	172.3	5:42.301
6	2:33.872	58.386	45.340	50.146	127.9	17:44.779	3	2:35.368	53.114	47.608	54.646	172.0	8:17.669
7	2:17.444	46.172	42.666	48.606	203.2	20:02.223	4	2:34.740	53.716	46.859	55.165	172.6	10:52.409
8	2:21.237	47.659	44.200	49.378	205.5	22:23.460	5	4:07.826 B	52.144	47.715	2:27.967	173.1	15:00.235
							6	3:02.134	1:11.736	51.437	58.961	82.2	18:02.369
							7	2:44.551	55.107	51.549	57.895	172.0	20:46.920
							8	2:44.524	55.607	51.241	57.676	170.9	23:31.444

36 OKP Alfa Delta Racing Team
1. Christian ONDRAK
2. Massimo BORTOLAMI
Giulia Sprint GTA
1 GR 5 1600

1	3:04.508	1:25.522	47.087	51.899	97.6	3:04.508
2	2:24.545	49.210	44.401	50.934	196.2	5:29.053
3	2:25.434	48.439	46.268	50.727	196.6	7:54.487
4	2:24.044	48.364	44.785	50.895	197.3	10:18.531
5	4:37.527 B	48.476	44.600	3:04.451	194.8	14:56.058
6	2:46.041	1:07.684	46.541	51.816	81.4	17:42.099
7	2:21.553	48.868	44.333	48.352	201.3	20:03.652
8	2:19.177	46.356	43.155	49.666	201.3	22:22.829

44 Scuderia Capannone Garage
1. Fausto AMENDOLAGINE
GT Veloce 2000
H1 T 2000

1	3:32.021	1:40.235	55.324	56.462	87.5	3:32.021
2	2:34.893	52.754	47.514	54.625	176.8	6:06.914
3	2:34.269	51.731	47.636	54.902	178.8	8:41.183
4	2:33.891	52.132	47.817	53.942	176.8	11:15.074
5	4:18.684 B	51.882	48.629	2:38.173	178.2	15:33.758
6	2:43.336	1:01.347	47.166	54.823	111.4	18:17.094
7	2:31.919	51.670	46.373	53.876	179.7	20:49.013
8	2:38.512	54.308	49.275	54.929		23:27.525

50 OKP Alfa Delta Racing Team
1. Giacomo BARRI
GTAm
G2 TC 2000

1	6:21.646 B	5:34.915			95.4	6:21.646
2	2:32.714	1:00.630	43.282	48.802	116.5	8:54.360
3	2:12.185	44.561	40.308	47.316	204.4	11:06.545
4	2:36.787 B	52.373		171.2	113:43.332	
5	2:48.643	1:03.726	51.823	53.094	96.6	16:31.975
6	2:23.514	44.769	43.616	55.129	204.0	18:55.489
7	2:12.340	44.556	40.101	47.683	204.0	21:07.829

55 SEMA Racing
1. Martin HALUSA
2. Niklas HALUSA
Giulia Sprint GTA
F TC 1600

1	3:54.562	2:01.988	52.482	1:00.092	74.4	3:54.562
2	2:39.379	54.098	49.324	55.957	170.4	6:33.941
3	2:40.054	53.853	48.982	57.219	172.3	9:13.995
4	2:39.188	54.506	48.445	56.237	170.7	11:53.183
5	2:40.041	54.291	49.431	56.319	174.8	14:33.224
6	2:36.590	52.653	48.197	55.740	179.7	17:09.814
7	4:02.943 B	53.012	48.382	2:21.549	183.3	21:12.757
8	2:43.811	1:03.340	47.314	53.157	116.2	23:56.568

60 Scuderia Clemente Biondetti
1. Carlo FABBRINI
2. Mauro BINI
GT Veloce 2000
H1 T 2000

61 Scuderia Clemente Biondetti
1. Edoardo ACCIAI
2. Gianni ACCIAI
GT Veloce 2000
H1 T 2000

1	3:06.059	1:18.370	50.013	57.676	108.0	3:06.059
2	2:35.278	53.313	46.733	55.232	163.5	5:41.337
3	2:40.516	56.095	48.575	55.846	164.5	8:21.853
4	2:36.790	53.276	47.719	55.795	166.7	10:58.643
5	2:35.675	52.163	48.037	55.475	166.5	13:34.318
6	2:33.216	52.043	46.419	54.754	166.0	16:07.534
7	2:56.898 B	53.144			162.3	19:04.432
8	2:52.939	1:04.412	50.640	57.887	102.7	21:57.371
9	2:47.538	54.742	48.748	1:04.048	161.8	24:44.909

62 Scuderia Clemente Biondetti
1. Fabio GIMIGNANI
GT Veloce 2000
H1 T 2000

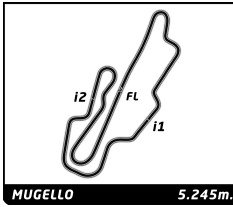
1	3:48.988	1:57.343	50.854	1:00.791	74.5	3:48.988
2	2:40.479	53.935	49.811	56.733	170.4	6:29.467
3	2:44.445	55.533	50.718	58.194	166.7	9:13.912
4	2:16.892 B	56.277			166.7	11:30.804
5	2:47.594	1:03.550	48.418	55.626	116.9	14:18.398
6	2:35.526	52.756	47.768	55.002	176.8	16:53.924
7	2:34.910	52.152	48.027	54.731	175.9	19:28.834
8	2:37.821	52.733	49.583	55.505	178.5	22:06.655
9	2:34.505	52.164	47.380	54.961	177.9	24:41.160

63 Scuderia Clemente Biondetti
1. Luigi MERCATALI
2. Niccolò MERCATALI
GTAm
G2 TC 2000

1	2:53.977	1:12.671	51.699	49.607	95.5	2:53.977
2	2:14.586	45.556	41.691	47.339	208.3	5:08.563
3	2:13.598	44.836	41.573	47.189	210.7	7:22.161
4	2:13.603	45.327	41.138	47.138	208.7	9:35.764
5	2:33.021 B	47.705			210.3	12:08.785
6	2:36.832	59.640	45.361	51.831	119.7	14:45.617
7	2:21.858	48.055	43.968	49.835	206.3	17:07.475
8	2:22.814	48.749	43.990	50.075	202.5	19:30.289
9	2:13.050 B	50.728			199.9	21:43.339

69 OKP Alfa Delta Racing Team
1. Bernhard LABER
2. Lukas STOJETZ
GTAm
G2 TC 2000

1	3:45.784	2:09.868	44.679	51.237	78.2	3:45.784
2	2:14.937	46.065	41.000	47.872	201.3	6:00.721
3	2:19.544	45.630	44.411	49.503	204.0	8:20.265
4	2:17.040	46.535	41.799	48.706	203.2	10:37.305
5	4:31.917 B	45.803	1:21.577	2:24.537	202.5	15:09.222

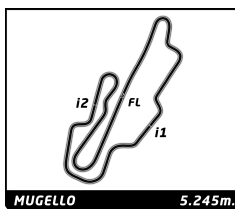


Alfa Revival Cup Mugello Racing Weekend Qualifying

Sector Analysis

— Invalidated Lap ■ Personal Best ■ Session Best B Crossing the pit lane

Lap	Time	Sector 1	Sector 2	Sector 3	T.Spd	Elapsed	Lap	Time	Sector 1	Sector 2	Sector 3	T.Spd	Elapsed
6	2:32.642	57.241	45.372	50.029	130.8	17:41.864							
7	2:19.873	47.484	43.526	48.863	199.9	20:01.737							
8	2:22.634	47.995	45.210	49.429	202.1	22:24.371							
81 Jolly Car Squadra Corse 1. Edoardo CAPONI 2. Fabrizio SABATINI GTAm G2 TC 2000													
1	3:12.497	1:34.758	46.642	51.097	95.8	3:12.497							
2	2:19.258	48.156	42.253	48.849	191.1	5:31.755							
3	2:16.430	45.890	42.118	48.422	202.8	7:48.185							
4	2:49.442 B	49.424			202.1	10:37.627							
5	2:29.118	54.997	43.428	50.693	117.8	13:06.745							
85 OKP Alfa Delta Racing Team 1. Peter BACHOFEN 2. Fabrizio ZAMUNER GTAm G2 TC 2000													
1	3:31.846	1:48.574	51.490	51.782	89.9	3:31.846							
2	2:29.571	50.109	48.558	50.904	204.0	6:01.417							
3	2:21.715	46.398	45.350	49.967	204.7	8:23.132							
4	2:16.290	46.071	41.654	48.565	203.2	10:39.422							
5	2:16.860	46.064	41.965	48.831	205.1	12:56.282							
6	2:17.824	46.620	42.066	49.138	204.0	15:14.106							
7	3:54.382 B	51.067	48.843	2:14.472	177.4	19:08.488							
8	2:41.195	1:01.097	47.862	52.236	90.4	21:49.683							
9	2:26.558	48.844	45.261	52.453	198.0	24:16.241							
86 Jolly Car Squadra Corse 1. Luca DEMARCHI 2. Dario DOMENICHINI GTAm G2 TC 2000													
1	3:17.781	1:37.544	44.442	55.795	77.8	3:17.781							
2	2:16.242	46.611	41.761	47.870	191.1	5:34.023							
3	2:15.118	46.005	41.544	47.569	188.4	7:49.141							
4	2:14.656	46.006	40.870	47.780	190.1	10:03.797							
5	2:55.033 B	50.044			180.0	12:58.830							
6	2:38.702	1:00.004	47.112	51.586	126.3	15:37.532							
87 Team Gatti 1. Davide BERTINELLI GTAm G2 TC 2000													
1	2:44.738	1:08.377	46.399	49.962	93.5	2:44.738							
2	2:27.469	54.003	44.494	48.972	202.5	5:12.207							
3	2:13.003	45.524	40.507	46.972	205.9	7:25.210							
4	2:39.591 B	47.469			208.7	10:04.801							
5	2:31.076	55.953	45.331	49.792	128.1	12:35.877							
6	2:14.376	45.470	41.548	47.358	205.9	14:50.253							
90 1. Franz SLAMA GTAm G2 TC 2000													
1	3:26.371	1:43.096	51.186	52.089	70.2	3:26.371							
2	2:25.748	48.451	45.786	51.511	203.2	5:52.119							
3	2:40.068	52.109	54.263	53.696	202.5	8:32.187							
4	2:26.953	48.412	46.943	51.598	202.5	10:59.140							
5	2:31.961	48.687	50.239	53.035	202.5	13:31.101							
6	2:27.025	49.116	46.171	51.738	199.5	15:58.126							
93 Formula GT 1. Hans LUGINBUEHL GTAm G2 TC 2000													
1	3:36.361	1:50.385	50.762	55.214	87.7	3:36.361							
2	2:30.273	49.967	46.651	53.655	198.4	6:06.634							
3	2:28.356	49.181	46.809	52.366	198.8	8:34.990							
4	2:27.621	49.691	46.003	51.927	198.0	11:02.611							
5	2:39.747	48.965	54.376	56.406	199.1	13:42.358							
6	2:34.315	49.258	47.143	57.914	197.3	16:16.673							
7	2:24.903	48.627	45.188	51.088	198.4	18:41.576							
8	2:23.797	48.452	44.561	50.784	198.8	21:05.373							
9	2:24.344	48.792	44.672	50.880	199.1	23:29.717							
95 OKP Alfa Delta Racing Team 1. Daniele PERFETTI GTAm G2 TC 2000													
1	6:23.977 B	5:35.979			101.3	6:23.977							
2	2:31.236	58.990	43.157	49.089	125.0	8:55.213							
3	2:13.693	45.326	40.488	47.879	203.2	11:08.906							
4	2:36.095	45.603	54.787	55.705	204.4	13:45.001							
5	2:13.835	45.308	40.901	47.626	204.4	15:58.836							
96 AMG RS 1. Stefano BARBIERI GTAm G2 TC 2000													
1	3:46.981	2:03.644	50.734	52.603	82.3	3:46.981							
2	2:21.810	48.056	43.875	49.879	196.6	6:08.791							
3	5:04.278 B	57.239	55.524	3:11.515	198.8	11:13.069							
4	2:33.467	57.538	45.457	50.472	108.5	13:46.536							
5	2:22.052	47.426	43.935	50.691	197.0	16:08.588							
98 Scuderia Clemente Biondetti 1. Walter BEN 2. Fabio BABINI GTAm G2 TC 2000													
1	2:49.588	1:13.690	46.113	49.785	115.4	2:49.588							
2	2:14.721	45.670	41.735	47.316	206.3	5:04.309							
3	2:12.622	44.871	40.461	47.290	208.3	7:16.931							
4	2:12.485	44.342	40.637	47.506	207.9	9:29.416							
5	2:11.649	44.097	40.682	46.870	209.1	11:41.065							
6	3:06.545 B	46.091			210.7	14:47.610							
7	2:39.877	1:02.777	45.865	51.235	111.1	17:27.487							
8	2:23.215	47.795	45.520	49.900	202.8	19:50.702							
9	2:24.166	48.262	45.626	50.278	200.2	22:14.868							
99 OKP Alfa Delta Racing Team 1. Stefan ROLLWAGEN Giulia Sprint GT Veloce G1 TC 1600													
1	4:24.365	2:29.068	58.104	57.193	102.7	4:24.365							
2	2:41.234	53.031	49.569	58.634	177.4	7:05.599							
3	2:39.343	53.070	49.638	56.635	175.4	9:44.942							
4	2:36.097	52.279	48.698	55.120	178.8	12:21.039							
5	2:42.863	55.037	51.211	56.615	180.0	15:03.902							
6	2:45.259	52.086	52.165	1:01.008	178.8	17:49.161							
7	2:40.307	53.296	50.710	56.301	177.1	20:29.468							
8	2:36.465	52.661	48.355	55.449	178.2	23:05.933							



Alfa Revival Cup

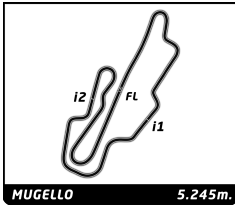
Mugello Racing Weekend

Qualifying

Sector Analysis

— Invalidated Lap ■ Personal Best ■ Session Best B Crossing the pit lane

Lap	Time	Sector 1	Sector 2	Sector 3	T.Sp	Elapsed	Lap	Time	Sector 1	Sector 2	Sector 3	T.Sp	Elapsed	
100	OKP Alfa Delta Racing Team 1.Mathias KÖRBER 2.Fabian KÖRBER						Giulia Sprint GTA F TC 1600	6	2:46.713 B	51.979			181.2	14:42.630
	7	2:38.146	1:00.015	46.166	51.965	103.1	17:20.776							
	8	2:25.833	48.716	45.301	51.816	201.7	19:46.609							
	9	2:26.626	49.237	46.283	51.106	202.1	22:13.235							
	1	3:00.059	1:21.414	46.743	51.902	98.7	3:00.059							
	2	2:21.504	48.364	43.224	49.916	186.2	5:21.563							
	3	2:20.856	47.887	43.033	49.936	186.8	7:42.419							
	4	3:27.355 B	48.946			186.5	11:09.774							
5	2:40.549	59.620	46.706	54.223	90.7	13:50.323								
6	2:23.756	48.589	43.935	51.232	187.8	16:14.079								
7	2:25.004	49.480	44.219	51.305	189.4	18:39.083								
103	1.Christoph WINKLER 2.Bernd WINKLER						GTA G2 TC 2000	1	3:26.840	1:43.559	52.078	51.203	75.3	3:26.840
	2	2:25.521	49.391	44.733	51.397	202.1	5:52.361							
	3	2:26.407	52.004	44.314	50.089	197.7	8:18.768							
	4	2:20.882	47.248	43.932	49.702	200.2	10:39.650							
	5	2:33.577	49.833	51.396	52.348	203.2	13:13.227							
	6	2:26.094	49.345	45.595	51.154	197.7	15:39.321							
	7	2:29.372	49.156	49.034	51.182	190.1	18:08.693							
	8	2:24.534	48.965	44.935	50.634	193.5	20:33.227							
106	Carrera Team 1.Giovanni SERIO 2.Massimo GUERRA						Giulia Sprint GTA 1 GR 5 1600	1	3:26.294	1:42.322	50.139	53.833	75.0	3:26.294
	2	2:28.616	49.721	47.033	51.862	191.7	5:54.910							
	3	2:29.246	50.305	47.182	51.759	193.8	8:24.156							
	4	2:24.704	48.972	44.513	51.219	195.9	10:48.860							
	5	2:28.000 B	49.088			192.4	13:16.860							
	6	2:38.835	1:00.288	46.835	51.712	114.6	15:55.695							
	7	2:21.504	47.156	43.052	51.296	191.4	18:17.199							
	8	2:17.823	46.875	42.443	48.505	194.5	20:35.022							
108	OKP Alfa Delta Racing Team 1.Mattia SORDI 2.Giulio SORDI						Giulia Super H2 TC 1600	1	3:46.581	2:02.131	47.569	56.881	93.6	3:46.581
	2	2:34.369	51.131	46.463	56.775	180.9	6:20.950							
	3	2:32.782	51.315	47.545	53.922	182.4	8:53.732							
	4	2:31.374	51.181	46.690	53.503	178.5	11:25.106							
	5	4:10.764 B	50.593	45.257	2:34.914	180.0	15:35.870							
	6	2:43.782	1:01.895	48.545	53.342	120.3	18:19.652							
	7	2:29.309	50.499	45.566	53.244	179.7	20:48.961							
	8	2:31.351	51.604	45.690	54.057	179.7	23:20.312							
356	Circolo della Biella 1.Carlo BARBOLINI 2.Raffaele RAIMONDI						GTA G2 TC 2000	1	2:36.924 B	1:45.943			78.3	2:36.924
	2	2:30.072	59.340	42.561	48.171	124.0	5:06.996							
	3	2:16.524	46.129	42.572	47.823	201.7	7:23.520							
	4	2:17.045	46.166	41.287	49.592	204.4	9:40.565							
	5	2:15.352	46.070	41.384	47.898	201.0	11:55.917							

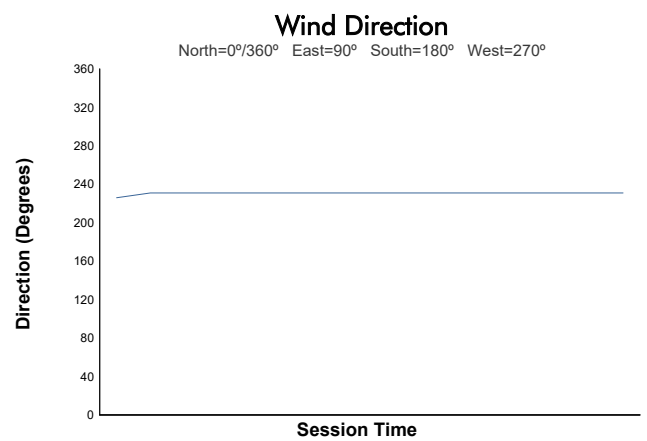
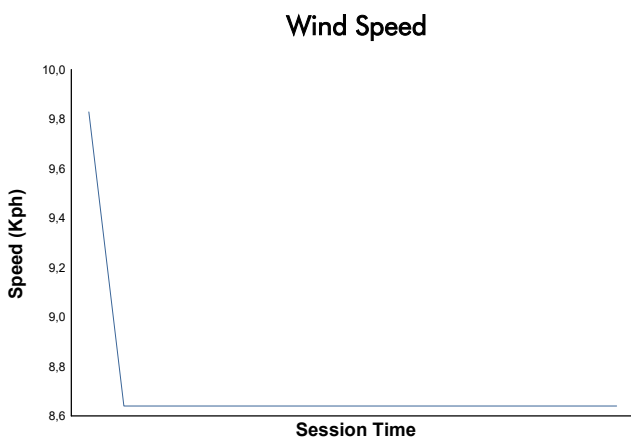
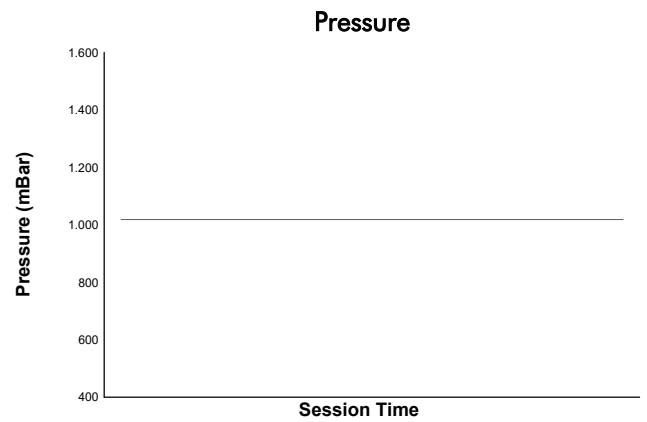
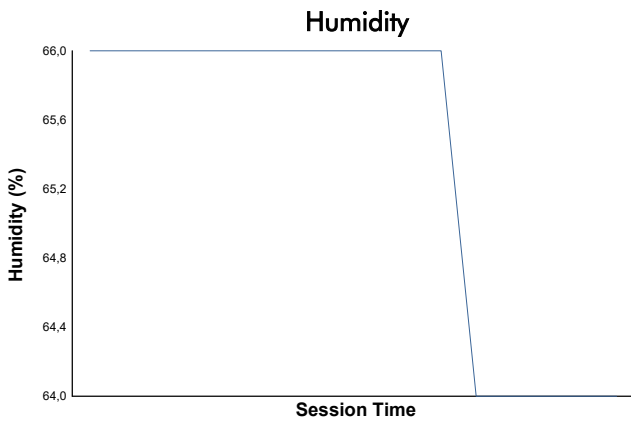
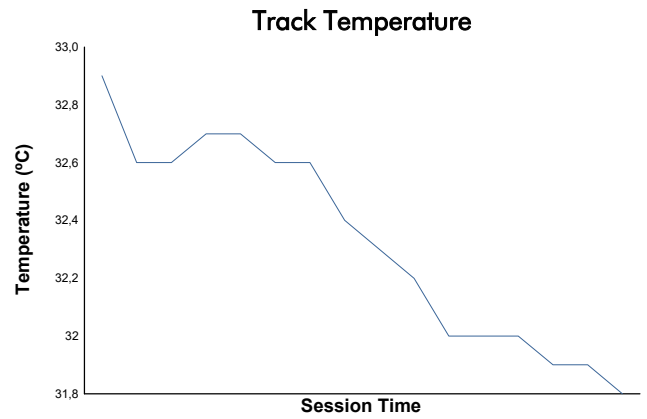
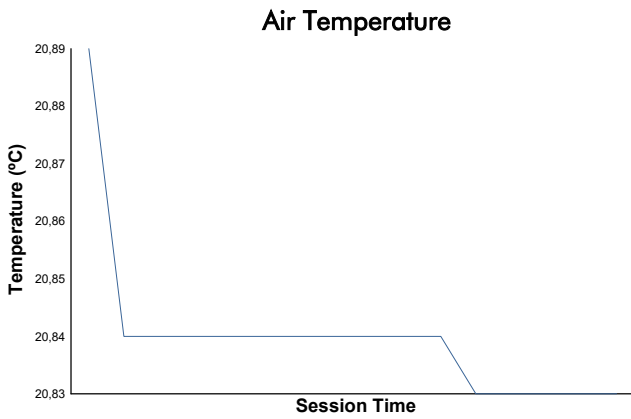


Alfa Revival Cup

Mugello Racing Weekend

Qualifying

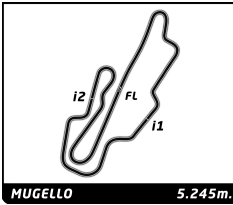
Weather Report



Track Status: **DRY**



SPORT



Alfa Revival Cup Mugello Racing Weekend Free Practice 2

Classification

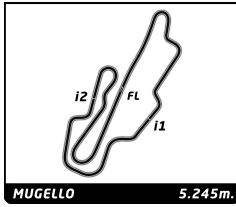
No Drivers	Team	Car	Cl.	Time	Lap Total	Gap	Kph
1 50 G. BARRI	OKP Alfa Delta Racing Team	GTAm	G2 TC 200	2:12.935	3 3	- -	142.0
2 95 D. PERFETTI	OKP Alfa Delta Racing Team	GTAm	G2 TC 200	2:14.760	4 4	+1.825 +1.825	140.1
3 87 D. BERTINELLI	Team Gatti	GTAm	G2 TC 200	2:15.366	5 8	+2.431 +0.606	139.5
4 98 W. BEN / F. BABINI	Scuderia Clemente Biondetti	GTAm	G2 TC 200	2:16.315	3 8	+3.380 +0.949	138.5
5356 C. BARBOLINI / R. RAIMONDI	Circolo della Biella	GTAm	G2 TC 200	2:18.353	8 8	+5.418 +2.038	136.5
6 25 F. PANTALEO / A. CRESCENTI	Carrera Team	Giulia Sprint GTA	F TC 1600	2:18.589	7 7	+5.654 +0.236	136.2
7 36 C. ONDRAK / M. BORTOLAMI	OKP Alfa Delta Racing Team	Giulia Sprint GTA	I GR 5 160i	2:18.760	6 6	+5.825 +0.171	136.1
8 34 M. KAMATA	OKP Alfa Delta Racing Team	GTAm	G2 TC 200	2:19.412	5 7	+6.477 +0.652	135.4
9 85 P. BACHOFEN / F. ZAMUNER	OKP Alfa Delta Racing Team	GTAm	G2 TC 200	2:19.716	7 7	+6.781 +0.304	135.1
10 69 B. LABER / L. STOJETZ	OKP Alfa Delta Racing Team	GTAm	G2 TC 200	2:19.785	4 8	+6.850 +0.069	135.1
11106 G. SERIO / M. GUERRA	Carrera Team	Giulia Sprint GTA	I GR 5 160i	2:20.418	3 6	+7.483 +0.633	134.5
12 27 A. FRANCESCHETTI	Formula GT	GTAm	G2 TC 200	2:21.746	6 7	+8.811 +1.328	133.2
13103 C. WINKLER / B. WINKLER	GTAm	G2 TC 200	G2 TC 200	2:21.839	8 8	+8.904 +0.093	133.1
14 16 M. GUERRA / E. BENEDINI	Carrera Team	Giulia Sprint GTA	F TC 1600	2:21.872	6 6	+8.937 +0.033	133.1
15 86 L. DEMARCHI / D. DOMENICHINI	Jolly Car Squadra Corse	GTAm	G2 TC 200	2:21.910	4 7	+8.975 +0.038	133.1
16 63 L. MERCATALI / N. MERCATALI	Scuderia Clemente Biondetti	GTAm	G2 TC 200	2:22.618	9 9	+9.683 +0.708	132.4
17100 M. KÖRBER / F. KÖRBER	OKP Alfa Delta Racing Team	Giulia Sprint GTA	F TC 1600	2:23.045	6 7	+10.110 +0.427	132.0
18 23 M. SALOMONE	OKP Alfa Delta Racing Team	GTAm	G2 TC 200	2:23.168	7 8	+10.233 +0.123	131.9
19 81 E. CAPONI / F. SABATINI	Jolly Car Squadra Corse	GTAm	G2 TC 200	2:23.679	5 7	+10.744 +0.511	131.4
20 93 H. LUGINBUEHL	Formula GT	GTAm	G2 TC 200	2:23.732	6 9	+10.797 +0.053	131.4
21 24 D. INHELDER	Auto Engiadina	GTAm	G2 TC 200	2:23.888	4 7	+10.953 +0.156	131.2
22 19 J. VON MUSCHWITZ	OKP Alfa Delta Racing Team	GTAm	G2 TC 200	2:26.241	3 4	+13.306 +2.353	129.1
23 96 S. BARBIERI	AMG RS	GTAm	G2 TC 200	2:26.621	7 7	+13.686 +0.380	128.8
24 90 F. SLAMA	GTAm	G2 TC 200	G2 TC 200	2:29.020	3 7	+16.085 +2.399	126.7
25108 M. SORDI / G. SORDI	OKP Alfa Delta Racing Team	Giulia Super	H2 TC 160	2:29.303	7 7	+16.368 +0.283	126.5
26 62 F. GIMIGNANI	Scuderia Clemente Biondetti	GT Veloce 2000	H1 T 2000	2:30.700	7 7	+17.765 +1.397	125.3
27 44 F. AMENDOLAGINE	Scuderia Capannone Garage	GT Veloce 2000	H1 T 2000	2:31.712	6 7	+18.777 +1.012	124.5
28 20 M. MILLA / U. CAUCCI	Scuderia Capannone Garage	Giulia Super	H1 TC 160	2:35.306	7 7	+22.371 +3.594	121.6
29 55 M. HALUSA / A. HALUSA	SEMA Racing	Giulia Sprint GTA	F TC 1600	2:35.843	6 6	+22.908 +0.537	121.2
30 5 R. RAIMONDI	Circolo della Biella	Giulietta Spider Veloce	E GTS 130i	2:36.032	6 6	+23.097 +0.189	121.0
31 60 C. FABBRINI / M. BINI	Scuderia Clemente Biondetti	GT Veloce 2000	H1 T 2000	2:37.938	6 8	+25.003 +1.906	119.6
32 61 E. ACCIAI / G. ACCIAI	Scuderia Clemente Biondetti	GT Veloce 2000	H1 T 2000	2:38.859	6 7	+25.924 +0.921	118.9
33 99 S. ROLLWAGEN	OKP Alfa Delta Racing Team	Giulia Sprint GT Veloce	G1 TC 160	2:39.524	5 6	+26.589 +0.665	118.4
34 33 S. SAMBATARO	Scuderia Etna	Giulia Ti Super	F TC 1600	2:43.631	7 7	+30.696 +4.107	115.4

Fastest Lap: Lap 3 Giacomo BARRI 2:12.935 142.0 Kph

Published at:

Track Status: **DRY**

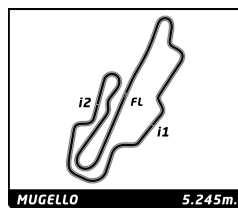
Race Director: Antonio CANU	Timekeeper: Andrea RAPI
---------------------------------------	-----------------------------------



Alfa Revival Cup Mugello Racing Weekend Free Practice 2

Best Sector Times

Sector 1		Sector 2		Sector 3		No Team	Class	Ideal Lap	Best Lap		
No Driver	Time	No Driver	Time	No Driver	Time						
1	50 G.BARRI	45.510	50 G.BARRI	40.408	50 G.BARRI	47.017	1	50 OKP Alfa Delta Racing Team	G2 TC 2000	2:12.935	2:12.935 (1)
2	87 D.BERTINELLI	46.217	95 D.PERFETTI	40.915	95 D.PERFETTI	47.625	2	95 OKP Alfa Delta Racing Team	G2 TC 2000	2:14.760	2:14.760 (2)
3	95 D.PERFETTI	46.220	87 D.BERTINELLI	41.206	98 W.BEN	47.816	3	87 Team Gatti	G2 TC 2000	2:15.353	2:15.366 (3)
4	98 W.BEN	46.386	25 F.PANTALEO	41.886	87 D.BERTINELLI	47.930	4	98 Scuderia Clemente Biondetti	G2 TC 2000	2:16.315	2:16.315 (4)
5	356 C.BARBOLINI	46.536	98 W.BEN	42.113	356 C.BARBOLINI	48.671	5	356 Circolo della Biella	G2 TC 2000	2:17.715	2:18.353 (5)
6	36 C.ONDRAK	46.955	356 C.BARBOLINI	42.508	69 B.LABER	48.778	6	25 Carrera Team	F TC 1600	2:18.086	2:18.589 (6)
7	25 F.PANTALEO	47.006	36 C.ONDRAK	42.653	36 C.ONDRAK	49.152	7	36 OKP Alfa Delta Racing Team	I GR 5 1600	2:18.760	2:18.760 (7)
8	27 A.FRANCESCHETTI	47.044	34 M.KAMATA	42.761	25 F.PANTALEO	49.194	8	34 OKP Alfa Delta Racing Team	G2 TC 2000	2:19.100	2:19.412 (8)
9	34 M.KAMATA	47.074	106 G.SERIO	42.809	106 G.SERIO	49.264	9	69 OKP Alfa Delta Racing Team	G2 TC 2000	2:19.356	2:19.785 (10)
10	85 P.BACHOFEN	47.304	85 P.BACHOFEN	42.880	34 M.KAMATA	49.265	10	85 OKP Alfa Delta Racing Team	G2 TC 2000	2:19.524	2:19.716 (9)
11	69 B.LABER	47.684	69 B.LABER	42.894	85 P.BACHOFEN	49.340	11	106 Carrera Team	I GR 5 1600	2:20.013	2:20.418 (11)
12	103 C.WINKLER	47.767	16 M.GUERRA	43.318	86 L.DEMARCHI	49.453	12	27 Formula GT	G2 TC 2000	2:21.388	2:21.746 (12)
13	23 M.SALOMONE	47.881	81 E.CAPONI	43.777	103 C.WINKLER	49.672	13	103	G2 TC 2000	2:21.452	2:21.839 (13)
14	100 M.KÖRBER	47.923	86 L.DEMARCHI	43.798	23 M.SALOMONE	49.840	14	100 OKP Alfa Delta Racing Team	F TC 1600	2:21.707	2:23.045 (17)
15	106 G.SERIO	47.940	100 M.KÖRBER	43.814	100 M.KÖRBER	49.970	15	16 Carrera Team	F TC 1600	2:21.872	2:21.872 (14)
16	63 L.MERCATALI	47.941	24 D.INHELDER	43.899	63 L.MERCATALI	50.010	16	86 Jolly Car Squadra Corse	G2 TC 2000	2:21.910	2:21.910 (15)
17	16 M.GUERRA	48.178	103 C.WINKLER	44.013	27 A.FRANCESCHETTI	50.170	17	63 Scuderia Clemente Biondetti	G2 TC 2000	2:22.426	2:22.618 (16)
18	93 H.LUGINBUEHL	48.383	27 A.FRANCESCHETTI	44.174	16 M.GUERRA	50.376	18	23 OKP Alfa Delta Racing Team	G2 TC 2000	2:22.706	2:23.168 (18)
19	86 L.DEMARCHI	48.659	93 H.LUGINBUEHL	44.294	81 E.CAPONI	50.586	19	81 Jolly Car Squadra Corse	G2 TC 2000	2:23.056	2:23.679 (19)
20	81 E.CAPONI	48.693	63 L.MERCATALI	44.475	93 H.LUGINBUEHL	50.734	20	93 Formula GT	G2 TC 2000	2:23.411	2:23.732 (20)
21	96 S.BARBIERI	48.711	19 J.VON MUSCHWITZ	44.875	96 S.BARBIERI	51.118	21	24 Auto Engiadina	G2 TC 2000	2:23.830	2:23.888 (21)
22	24 D.INHELDER	48.714	23 M.SALOMONE	44.985	19 J.VON MUSCHWITZ	51.171	22	96 AMG RS	G2 TC 2000	2:24.882	2:26.621 (23)
23	90 F.SLAMA	49.427	96 S.BARBIERI	45.053	24 D.INHELDER	51.217	23	19 OKP Alfa Delta Racing Team	G2 TC 2000	2:25.567	2:26.241 (22)
24	19 J.VON MUSCHWITZ	49.521	108 M.SORDI	45.972	90 F.SLAMA	51.742	24	90	G2 TC 2000	2:28.307	2:29.020 (24)
25	108 M.SORDI	50.500	62 F.GIMIGNANI	46.035	108 M.SORDI	52.754	25	108 OKP Alfa Delta Racing Team	H2 TC 1600	2:29.226	2:29.303 (25)
26	44 F.AMENDOLAGINE	50.697	90 F.SLAMA	47.138	44 F.AMENDOLAGINE	53.260	26	62 Scuderia Clemente Biondetti	H1 T 2000	2:30.595	2:30.700 (26)
27	62 F.GIMIGNANI	51.268	44 F.AMENDOLAGINE	47.194	62 F.GIMIGNANI	53.292	27	44 Scuderia Capannone Garage	H1 T 2000	2:31.151	2:31.712 (27)
28	55 M.HALUSA	52.106	5 R.RAIMONDI	47.307	20 M.MILLA	54.731	28	20 Scuderia Capannone Garage	H1 TC 1600	2:34.978	2:35.306 (28)
29	99 S.ROLLWAGEN	52.626	20 M.MILLA	47.580	5 R.RAIMONDI	55.085	29	55 SEMA Racing	F TC 1600	2:35.843	2:35.843 (29)
30	20 M.MILLA	52.667	55 M.HALUSA	47.688	61 E.ACCIAI	55.188	30	5 Circolo della Biella	E GTS 1300	2:36.011	2:36.032 (30)
31	61 E.ACCIAI	52.898	60 C.FABBRINI	48.593	99 S.ROLLWAGEN	55.555	31	60 Scuderia Clemente Biondetti	H1 T 2000	2:37.833	2:37.938 (31)
32	60 C.FABBRINI	53.408	61 E.ACCIAI	49.953	60 C.FABBRINI	55.832	32	61 Scuderia Clemente Biondetti	H1 T 2000	2:38.039	2:38.859 (32)
33	5 R.RAIMONDI	53.619	99 S.ROLLWAGEN	50.841	55 M.HALUSA	56.049	33	99 OKP Alfa Delta Racing Team	G1 TC 1600	2:39.022	2:39.524 (33)
34	33 S.SAMBATARO	54.786	33 S.SAMBATARO	51.430	33 S.SAMBATARO	57.396	34	33 Scuderia Etna	F TC 1600	2:43.612	2:43.631 (34)



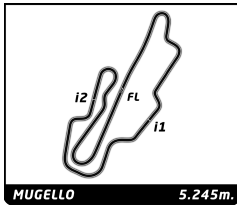
Alfa Revival Cup

Mugello Racing Weekend

Free Practice 2

Best Top Speed

Team	Car	Class	Top Speed Driver	Top 1		Top 2		Top 3		Top 4		Top 5		
				Kph	Lap	Kph	Lap	Kph	Lap	Kph	Lap	Kph	Lap	
98 Scuderia Clemente Biondetti	GTAm	G2 TC 2000	W. BEN	208.3	4	205.1	3	199.5	2	199.1	6	195.2	7	201,4
87 Team Gatti	GTAm	G2 TC 2000	D. BERTINELLI	206.3	6	205.9	4	203.6	5	203.2	3	203.2	7	204,4
63 Scuderia Clemente Biondetti	GTAm	G2 TC 2000	L. MERCATALI	205.9	4	204.7	9	203.6	3	202.5	5	202.1	8	203,8
95 OKP Alfa Delta Racing Team	GTAm	G2 TC 2000	D. PERFETTI	204.0	3	203.6	4	137.8	2	85.7	1			157,8
27 Formula GT	GTAm	G2 TC 2000	A. FRANCESCHETTI	203.6	6	203.2	7	202.1	3	198.8	5	194.8	4	200,5
34 OKP Alfa Delta Racing Team	GTAm	G2 TC 2000	M. KAMATA	203.2	5	202.5	7	202.1	6	199.5	3	178.2	2	197,1
90	GTAm	G2 TC 2000	F. SLAMA	202.8	7	202.5	4	200.6	6	200.2	3	198.0	2	200,8
23 OKP Alfa Delta Racing Team	GTAm	G2 TC 2000	M. SALOMONE	202.5	8	201.0	7	200.6	6	199.1	4	198.8	3	200,4
85 OKP Alfa Delta Racing Team	GTAm	G2 TC 2000	P. BACHOFEN	202.5	7	202.1	6	197.7	4	191.7	3	184.9	2	195,8
69 OKP Alfa Delta Racing Team	GTAm	G2 TC 2000	B. LABER	202.1	8	201.7	5	201.7	7	201.3	6	200.2	4	201,4
356 Circolo della Biella	GTAm	G2 TC 2000	C. BARBOLINI	202.1	8	200.2	5	200.2	7	199.5	4	199.1	3	200,2
103	GTAm	G2 TC 2000	C. WINKLER	200.6	5	200.6	7	200.6	8	200.2	3	199.1	4	200,2
36 OKP Alfa Delta Racing Team	Giulia Sprint GTA	I GR 5 1600	C. ONDRAK	199.1	6	195.9	3	189.4	4	144.6	2	105.0	5	166,8
93 Formula GT	GTAm	G2 TC 2000	H. LUGINBUEHL	198.8	8	198.4	5	198.4	9	198.0	7	197.7	4	198,3
50 OKP Alfa Delta Racing Team	GTAm	G2 TC 2000	G. BARRI	198.4	3	129.0	2	98.7	1					142,0
96 AMG RS	GTAm	G2 TC 2000	S. BARBIERI	195.9	7	191.7	5	190.7	3	190.1	4	175.4	2	188,8
106 Carrera Team	Giulia Sprint GTA	I GR 5 1600	G. SERIO	195.5	4	193.5	3	191.1	6	189.7	5	189.4	2	191,8
19 OKP Alfa Delta Racing Team	GTAm	G2 TC 2000	J. VON MUSCHWITZ	193.8	3	192.1	4	161.5	2	76.2	1			155,9
25 Carrera Team	Giulia Sprint GTA	F TC 1600	F. PANTALEO	192.8	4	192.1	5	191.7	7	191.1	3	167.5	2	187,0
86 Jolly Car Squadra Corse	GTAm	G2 TC 2000	L. DEMARCHI	192.4	7	184.3	2	184.3	3	184.3	5	182.4	4	185,5
100 OKP Alfa Delta Racing Team	Giulia Sprint GTA	F TC 1600	M. KÖRBER	189.7	7	188.4	4	188.4	6	188.1	3	187.8	5	188,5
81 Jolly Car Squadra Corse	GTAm	G2 TC 2000	E. CAPONI	188.4	5	184.3	6	177.6	4	176.2	3	156.9	2	176,7
16 Carrera Team	Giulia Sprint GTA	F TC 1600	M. GUERRA	186.8	6	139.2	2	120.7	5	118.9	3	117.7	4	136,7
24 Auto Engiadina	GTAm	G2 TC 2000	D. INHELDER	186.8	6	185.2	4	183.6	7	181.8	5	181.2	3	183,7
108 OKP Alfa Delta Racing Team	Giulia Super	H2 TC 1600	M. SORDI	184.0	3	182.1	4	180.6	6	180.3	7	177.4	2	180,9
33 Scuderia Etna	Giulia Ti Super	F TC 1600	S. SAMBATARO	180.3	6	178.8	5	177.6	4	176.2	3	172.8	7	177,1
55 SEMA Racing	Giulia Sprint GTA	F TC 1600	M. HALUSA	179.7	5	177.1	6	175.1	4	171.2	2	166.5	3	173,9
44 Scuderia Capannone Garage	GT Veloce 2000	H1 T 2000	F. AMENDOLAGINE	179.7	6	179.7	7	177.9	4	177.9	5	177.4	3	178,5
62 Scuderia Clemente Biondetti	GT Veloce 2000	H1 T 2000	F. GIMIGNANI	179.1	7	178.5	3	177.9	6	176.8	4	174.0	2	177,3
99 OKP Alfa Delta Racing Team	Giulia Sprint GT Veloce	G1 TC 1600	S. ROLLWAGEN	177.4	6	176.8	5	176.2	3	174.2	2	167.5	4	174,4
20 Scuderia Capannone Garage	Giulia Super	H1 TC 1600	M. MILLA	176.2	6	175.1	3	174.5	4	173.4	5	172.8	2	174,4
60 Scuderia Clemente Biondetti	GT Veloce 2000	H1 T 2000	C. FABBRINI	173.7	8	172.8	7	171.2	4	168.8	6	168.6	5	171,0
5 Circolo della Biella	Giulietta Spider Veloce	E GTS 1300	R. RAIMONDI	169.3	6	167.3	5	166.5	4	157.8	3	97.8	2	151,7
61 Scuderia Clemente Biondetti	GT Veloce 2000	H1 T 2000	E. ACCIAI	165.2	7	164.0	5	163.7	6	163.5	3	162.8	4	163,8



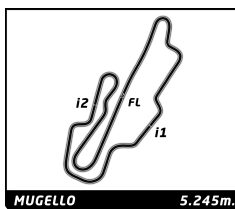
Alfa Revival Cup

Mugello Racing Weekend

Free Practice 2

Fastest Lap Sequence

Elapsed	No Team	Car	Class	Driver	Time	Kph	Lap
5:14.596	93 Formula GT	GTAm	G2 TC 2000	Hans LUGINBUEHL	2:28.271	127.3	2
5:17.988	98 Scuderia Clemente Biondetti	GTAm	G2 TC 2000	Walter BEN	2:19.680	135.2	2
5:18.071	87 Team Gatti	GTAm	G2 TC 2000	Davide BERTINELLI	2:19.134	135.7	2
7:34.303	98 Scuderia Clemente Biondetti	GTAm	G2 TC 2000	Walter BEN	2:16.315	138.5	3
7:36.301	50 OKP Alfa Delta Racing Team	GTAm	G2 TC 2000	Giacomo BARRI	2:12.935	142.0	3



Alfa Revival Cup

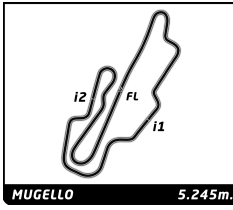
Mugello Racing Weekend

Free Practice 2

Sector Analysis

— Invalidated Lap ■ Personal Best ■ Session Best B Crossing the pit lane

Lap	Time	Sector 1	Sector 2	Sector 3	T.Spd	Elapsed	Lap	Time	Sector 1	Sector 2	Sector 3	T.Spd	Elapsed	
5	Circolo della Biella 1. Riccardo RAIMONDI Giulietta Spider Veloce E GTS 1300						2	2:47.064	1:02.174	50.679	54.211	101.7	10:04.801	
	1	5:06.195 B	2:45.010		66.8	5:06.195	3	2:26.379	50.778	44.240	51.361	181.2	12:31.180	
	2	3:06.153	1:18.309	50.709	57.135	97.8	8:12.348	4	2:23.888	48.714	43.957	51.217	14:55.068	
	3	2:41.541	57.419	48.620	55.502	157.8	10:53.889	5	2:30.213	54.846	43.899	51.468	17:25.281	
	4	2:40.821	56.444	48.843	55.534	166.5	13:34.710	6	2:28.202	48.977	47.710	51.515	19:53.483	
	5	2:36.818	54.058	47.675	55.085	167.3	16:11.528	7	2:26.456	50.612	43.918	51.926	22:19.939	
	6	2:36.032	53.619	47.307	55.106	169.3	18:47.560							
16	Carrera Team 1. Marco GUERRA 2. Emanuele BENEDINI Giulia Sprint GTA F TC 1600						1	3:39.482	2:00.074	46.503	52.905	79.8	3:39.482	
	2	2:47.203 B	55.150		139.2	6:06.418	2	2:21.224	49.178	42.852	49.194	167.5	6:00.706	
	3	5:46.201 B	58.419	47.107	4:00.675	118.9	11:52.619	3	2:19.196	47.006	41.938	50.252	8:19.902	
	4	3:41.597 B	58.467	44.388	1:58.742	117.7	15:34.216	4	2:21.142	47.641	43.542	49.959	10:41.044	
	5	2:32.134	57.758	43.397	50.979	120.7	18:06.350	5	4:25.871 B	47.122	49.076	2:49.673	192.1	15:06.915
	6	2:21.872	48.178	43.318	50.376	186.8	20:28.222	6	2:29.508	57.597	42.306	49.605	116.9	17:36.423
	7							7	2:18.589	47.143	41.886	49.560	191.7	19:55.012
19	OKP Alfa Delta Racing Team 1. Jo VON MUSCHWITZ GTAm G2 TC 2000						1	5:15.724 B	2:19.843	58.768	1:57.113	59.7	5:15.724	
	2	2:35.840	53.134	49.599	53.107	161.5	15:21.621	2	2:50.212	1:07.351	49.441	53.420	104.2	8:05.936
	3	2:26.241	49.521	45.392	51.328	193.8	17:47.862	3	2:25.242	48.246	44.379	52.617	202.1	10:31.178
	4	2:26.243	50.197	44.875	51.171	192.1	20:14.105	4	2:22.624	47.824	44.174	50.626	194.8	12:53.802
	5							5	2:26.189	47.733	45.733	52.723	198.8	15:19.991
20	Scuderia Capannone Garage 1. Marco MILLA 2. Umberto CAUCCI Giulia Super H1 TC 1600						6	2:21.746	47.373	44.203	50.170	203.6	17:41.737	
	1	3:53.568	1:54.295	58.217	1:01.056	86.0	3:53.568	6	2:21.746	47.373	44.203	50.170	203.6	17:41.737
	2	2:42.319	55.609	50.212	56.498	172.8	6:35.887	7	2:24.522	47.044	46.567	50.911	203.2	20:06.259
	3	2:39.969	53.962	50.319	55.688	175.1	9:15.856							
	4	2:38.163	53.348	48.859	55.956	174.5	11:54.019							
	5	2:36.478	53.003	48.285	55.190	173.4	14:30.497							
	6	2:43.919	52.667	54.236	57.016	176.2	17:14.416							
7	2:35.306	52.995	47.580	54.731	171.5	19:49.722								
23	OKP Alfa Delta Racing Team 1. Mario SALOMONE GTAm G2 TC 2000						1	4:36.804	2:22.952	1:04.631	1:09.221	59.9	4:36.804	
	2	2:47.516	58.537	53.984	54.995	156.7	7:03.530	2	2:56.204	58.796	56.330	1:01.078	172.0	7:33.008
	3	2:30.406	50.208	47.393	52.805	198.8	9:33.936	3	2:52.102	58.938	53.469	59.695	176.2	10:25.110
	4	2:29.471	49.921	47.647	51.903	199.1	12:03.407	4	2:47.363	56.171	52.939	58.253	177.6	13:12.473
	5	2:31.042	50.115	47.872	53.055	198.8	14:34.449	5	2:45.061	56.015	51.650	57.396	178.8	15:57.534
	6	2:28.329	49.070	48.012	51.247	200.6	17:02.778	6	2:46.565	55.963	52.761	57.841	180.3	18:44.099
	7	2:23.168	48.280	45.048	49.840	201.0	19:25.946	7	2:43.631	54.786	51.430	57.415	172.8	21:27.730
	8	2:24.239	47.881	44.985	51.373	202.5	21:50.185							
24	Auto Engiadina 1. Dario INHELDER GTAm G2 TC 2000						1	5:26.347	3:33.916	56.025	56.406	82.1	5:26.347	
	1	7:17.737 B	2:06.625	56.863	4:14.249	80.5	7:17.737	2	2:34.081	54.172	47.231	52.678	178.2	8:00.428
25	Carrera Team 1. Francesco PANTALEO 2. Antonio CRESCENTI Giulia Sprint GTA F TC 1600						3	4:10.272 B	49.687	46.751	2:33.834	199.5	12:10.700	
	1	3:39.482	2:00.074	46.503	52.905	79.8	3:39.482	4	2:31.030	56.873	44.389	49.768	131.9	14:41.730
	2	2:21.224	49.178	42.852	49.194	167.5	6:00.706	5	2:19.412	47.074	43.073	49.265	203.2	17:01.142
	3	2:19.196	47.006	41.938	50.252	191.1	8:19.902	6	2:20.595	47.360	43.117	50.118	202.1	19:21.737
	4	2:21.142	47.641	43.542	49.959	192.8	10:41.044	7	2:19.488	47.381	42.761	49.346	202.5	21:41.225
	5	4:25.871 B	47.122	49.076	2:49.673	192.1	15:06.915							
	6	2:29.508	57.597	42.306	49.605	116.9	17:36.423							
27	Formula GT 1. Alberto FRANCESCHETTI GTAm G2 TC 2000						1	7:15.747	5:21.279	54.499	59.969	68.8	7:15.747	
	1	12:45.781	...	52.052	56.097	76.2	12:45.781	2	2:31.480	55.255	45.824	50.401	144.6	9:47.227
	2	2:35.840	53.134	49.599	53.107	161.5	15:21.621							
	3	2:26.241	49.521	45.392	51.328	193.8	17:47.862							
	4	2:26.243	50.197	44.875	51.171	192.1	20:14.105							
	5													
	6													
33	Scuderia Etna 1. Sergio SAMBATARO Giulia Ti Super F TC 1600						1	5:26.347	3:33.916	56.025	56.406	82.1	5:26.347	
	1	3:53.568	1:54.295	58.217	1:01.056	86.0	3:53.568	2	2:34.081	54.172	47.231	52.678	178.2	8:00.428
	2	2:42.319	55.609	50.212	56.498	172.8	6:35.887	3	4:10.272 B	49.687	46.751	2:33.834	199.5	12:10.700
	3	2:39.969	53.962	50.319	55.688	175.1	9:15.856	4	2:31.030	56.873	44.389	49.768	131.9	14:41.730
	4	2:38.163	53.348	48.859	55.956	174.5	11:54.019	5	2:19.412	47.074	43.073	49.265	203.2	17:01.142
	5	2:36.478	53.003	48.285	55.190	173.4	14:30.497	6	2:20.595	47.360	43.117	50.118	202.1	19:21.737
	6	2:43.919	52.667	54.236	57.016	176.2	17:14.416	7	2:19.488	47.381	42.761	49.346	202.5	21:41.225
34	OKP Alfa Delta Racing Team 1. Matteo KAMATA GTAm G2 TC 2000						1	7:15.747	5:21.279	54.499	59.969	68.8	7:15.747	
	1	3:53.568	1:54.295	58.217	1:01.056	86.0	3:53.568	2	2:31.480	55.255	45.824	50.401	144.6	9:47.227
	2	2:42.319	55.609	50.212	56.498	172.8	6:35.887							
	3	2:39.969	53.962	50.319	55.688	175.1	9:15.856							
	4	2:38.163	53.348	48.859	55.956	174.5	11:54.019							
	5	2:36.478	53.003	48.285	55.190	173.4	14:30.497							
	6	2:43.919	52.667	54.236	57.016	176.2	17:14.416							
36	OKP Alfa Delta Racing Team 1. Christian ONDRAK 2. Massimo BORTOLAMI Giulia Sprint GTA I GR 5 1600						1	5:26.347	3:33.916	56.025	56.406	82.1	5:26.347	
	1	7:17.737 B	2:06.625	56.863	4:14.249	80.5	7:17.737	2	2:34.081	54.172	47.231	52.678	178.2	8:00.428



Alfa Revival Cup

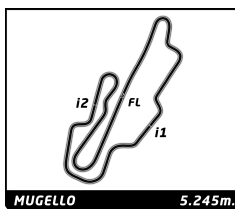
Mugello Racing Weekend

Free Practice 2

Sector Analysis

— Invalidated Lap ■ Personal Best ■ Session Best B Crossing the pit lane

Lap	Time	Sector 1	Sector 2	Sector 3	T.Sp	Elapsed	Lap	Time	Sector 1	Sector 2	Sector 3	T.Sp	Elapsed
44 Scuderia Capannone Garage 1. Fausto AMENDOLAGINE GT Veloce 2000 H1 T 2000													
1	3:52.250	1:51.372	59.206	1:01.672	75.0	3:52.250	1	3:30.812	1:37.196	55.128	58.488	90.3	3:30.812
2	2:39.791	54.326	49.521	55.944	170.4	6:32.041	2	2:43.658	55.769	53.044	54.845	174.0	6:14.470
3	2:34.535	51.983	47.774	54.778	177.4	9:06.576	3	2:37.944	54.745	49.291	53.908	178.5	8:52.414
4	2:35.199	52.261	48.121	54.817	177.9	11:41.775	4	3:35.236 B	51.838	47.193	1:56.205	176.8	12:27.650
5	2:32.407	51.466	47.268	53.673	177.9	14:14.182	5	2:38.347	58.572	46.053	53.722	118.0	15:05.997
6	2:31.712	51.258	47.194	53.260	179.7	16:45.894	6	2:31.176	51.292	46.035	53.849	177.9	17:37.173
7	2:31.939	50.697	47.376	53.866	179.7	19:17.833	7	2:30.700	51.268	46.140	53.292	179.1	20:07.873
50 OKP Alfa Delta Racing Team 1. Giacomo BARRI GTAm G2 TC 2000													
1	2:55.504 B	2:14.332			98.7	2:55.504	1	3:18.003	1:22.187	56.632	59.184	90.8	3:18.003
2	2:27.862	55.916	43.403	48.543	129.0	5:23.366	2	2:33.015	53.266	47.544	52.205	180.6	5:51.018
3	2:12.935	45.510	40.408	47.017	198.4	7:36.301	3	2:25.805	49.645	45.112	51.048	203.6	8:16.823
4							4	2:28.015	50.327	46.418	51.270	205.9	10:44.838
5							5	1:39.496 B	48.877			202.5	12:24.334
6							6	2:32.365	57.880	44.475	50.010	126.6	14:56.699
7							7	2:24.737	49.326	45.128	50.283	197.3	17:21.436
8							8	2:27.008	49.425	45.712	51.871	202.1	19:48.444
9							9	2:22.618	47.941	44.653	50.024	204.7	22:11.062
55 SEMA Racing 1. Martin HALUSA 2. Andreas HALUSA Giulia Sprint GTA F TC 1600													
1	7:23.590	5:28.903	55.086	59.601	84.3	7:23.590	1	3:33.514	1:45.841	52.646	55.027	91.0	3:33.514
2	2:41.986	54.853	49.922	57.211	171.2	10:05.576	2	2:40.825	51.098	55.304	54.423	199.1	6:14.339
3	2:39.815	54.348	48.847	56.620	166.5	12:45.391	3	2:23.717	49.085	43.984	50.648	199.5	8:38.056
4	2:38.143	52.954	48.082	57.107	175.1	15:23.534	4	2:19.785	47.751	43.256	48.778	200.2	10:57.841
5	2:36.565	52.520	47.948	56.097	179.7	18:00.099	5	2:20.443	48.542	42.894	49.007	201.7	13:18.284
6	2:35.843	52.106	47.688	56.049	177.1	20:35.942	6	2:20.015	47.760	43.055	49.200	201.3	15:38.299
60 Scuderia Clemente Biondetti 1. Carlo FABBRINI 2. Mauro BINI GT Veloce 2000 H1 T 2000													
1	3:16.143	1:20.038	55.412	1:00.693	95.7	3:16.143	1	4:24.165	2:34.371	52.813	56.981	88.5	4:24.165
2	2:45.640	57.019	50.933	57.688	166.5	6:01.783	2	2:37.315	54.614	48.755	53.946	156.9	7:01.480
3	2:43.592	54.932	50.740	57.920	168.0	8:45.375	3	2:27.891	50.364	45.192	52.335	176.2	9:29.371
4	2:42.671	53.857	51.213	57.601	171.2	11:28.046	4	2:26.030	50.486	44.735	50.809	177.6	11:55.401
5	2:39.980	54.406	49.241	56.333	168.6	14:08.026	5	2:23.679	48.957	43.777	50.945	188.4	14:19.080
6	2:37.938	53.513	48.593	55.832	168.8	16:45.964	6	4:11.089 B	48.693			184.3	18:30.169
7	2:39.177	53.408	49.314	56.455	172.8	19:25.141	7	2:37.560	1:01.608	45.366	50.586	100.0	21:07.729
8	2:38.963	53.526	49.333	56.104	173.7	22:04.104							
61 Scuderia Clemente Biondetti 1. Edoardo ACCIAI 2. Gianni ACCIAI GT Veloce 2000 H1 T 2000													
1	3:43.950	1:41.773	1:00.330	1:01.847	73.2	3:43.950	1	3:36.337	1:39.295	56.518	1:00.524	81.7	3:36.337
2	2:50.293	57.544	53.615	59.134	156.9	6:34.243	2	2:37.984	53.730	50.194	54.060	184.9	6:14.321
3	2:44.223	55.012	52.059	57.152	163.5	9:18.466	3	2:36.694	53.999	49.619	53.076	191.7	8:51.015
4	2:39.686	53.372	49.982	56.332	162.8	11:58.152	4	4:23.455 B	50.245	47.035	2:46.175	197.7	13:14.470
5	2:41.657	54.288	51.390	55.979	164.0	14:39.809	5	2:29.619	56.034	44.245	49.340	124.0	15:44.089
6	2:38.859	52.898	49.953	56.008	163.7	17:18.668							
7	2:39.422	53.436	50.798	55.188	165.2	19:58.090							
62 Scuderia Clemente Biondetti 1. Fabio GIMIGNANI GT Veloce 2000 H1 T 2000													
1	3:30.812	1:37.196	55.128	58.488	90.3	3:30.812							
2	2:43.658	55.769	53.044	54.845	174.0	6:14.470							
3	2:37.944	54.745	49.291	53.908	178.5	8:52.414							
4	3:35.236 B	51.838	47.193	1:56.205	176.8	12:27.650							
5	2:38.347	58.572	46.053	53.722	118.0	15:05.997							
6	2:31.176	51.292	46.035	53.849	177.9	17:37.173							
7	2:30.700	51.268	46.140	53.292	179.1	20:07.873							
63 Scuderia Clemente Biondetti 1. Luigi MERCATALI 2. Niccolò MERCATALI GTAm G2 TC 2000													
1	3:18.003	1:22.187	56.632	59.184	90.8	3:18.003							
2	2:33.015	53.266	47.544	52.205	180.6	5:51.018							
3	2:25.805	49.645	45.112	51.048	203.6	8:16.823							
4	2:28.015	50.327	46.418	51.270	205.9	10:44.838							
5	1:39.496 B	48.877			202.5	12:24.334							
6	2:32.365	57.880	44.475	50.010	126.6	14:56.699							
7	2:24.737	49.326	45.128	50.283	197.3	17:21.436							
8	2:27.008	49.425	45.712	51.871	202.1	19:48.444							
9	2:22.618	47.941	44.653	50.024	204.7	22:11.062							
69 OKP Alfa Delta Racing Team 1. Bernhard LABER 2. Lukas STOJETZ GTAm G2 TC 2000													
1	3:33.514	1:45.841	52.646	55.027	91.0	3:33.514							
2	2:40.825	51.098	55.304	54.423	199.1	6:14.339							
3	2:23.717	49.085	43.984	50.648	199.5	8:38.056							
4	2:19.785	47.751	43.256	48.778	200.2	10:57.841							
5	2:20.443	48.542	42.894	49.007	201.7	13:18.284							
6	2:20.015	47.760	43.055	49.200	201.3	15:38.299							
7	2:20.531	47.797	43.188	49.546	201.7	17:58.830							
8	2:20.740	47.684	43.498	49.558	202.1	20:19.570							
81 Jolly Car Squadra Corse 1. Edoardo CAPONI 2. Fabrizio SABATINI GTAm G2 TC 2000													
1	4:24.165	2:34.371	52.813	56.981	88.5	4:24.165							
2	2:37.315	54.614	48.755	53.946	156.9	7:01.480							
3	2:27.891	50.364	45.192	52.335	176.2	9:29.371							
4	2:26.030	50.486	44.735	50.809	177.6	11:55.401							
5	2:23.679	48.957	43.777	50.945	188.4	14:19.080							
6	4:11.089 B	48.693			184.3	18:30.169							
7	2:37.560	1:01.608	45.366	50.586	100.0	21:07.729							
85 OKP Alfa Delta Racing Team 1. Peter BACHOFEN 2. Fabrizio ZAMUNER GTAm G2 TC 2000													
1	3:36.337	1:39.295	56.518	1:00.524	81.7	3:36.337							
2	2:37.984	53.730	50.194	54.060	184.9	6:14.321							
3	2:36.694	53.999	49.619	53.076	191.7	8:51.015							
4	4:23.455 B	50.245	47.035	2:46.175	197.7	13:14.470							
5	2:29.619	56.034	44.245	49.340	124.0	15:44.089							



Alfa Revival Cup

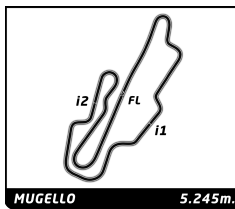
Mugello Racing Weekend

Free Practice 2

Sector Analysis

— Invalidated Lap ■ Personal Best ■ Session Best B Crossing the pit lane

Lap	Time	Sector 1	Sector 2	Sector 3	T.Sp	Elapsed	Lap	Time	Sector 1	Sector 2	Sector 3	T.Sp	Elapsed
6	2:20.687	47.396	43.363	49.928	202.1	18:04.776	4	2:14.760	46.220	40.915	47.625	203.6	13:53.969
7	2:19.716	47.304	42.880	49.532	202.5	20:24.492	96 AMG RS GTAm 1.Stefano BARBIERI G2 TC 2000						
86 Jolly Car Squadra Corse GTAm 1.Luca DEMARCHI G2 TC 2000 2.Dario DOMENICHINI							1 3:29.742 1:33.256 57.977 58.509 94.0 3:29.742 2 2:37.505 53.599 51.131 52.775 175.4 6:07.247 3 2:32.692 50.026 47.014 55.652 190.7 8:39.939 4 2:27.425 49.821 46.242 51.362 190.1 11:07.364 5 3:44.190 B 49.583 45.536 2:09.071 191.7 14:51.554 6 2:32.851 56.680 45.053 51.118 122.8 17:24.405 7 2:26.621 48.711 45.770 52.140 195.9 19:51.026						
1	3:52.396	2:11.763	49.729	50.904	72.5	3:52.396	98 Scuderia Clemente Biondetti GTAm 1.Walter BEN G2 TC 2000 2.Fabio BABINI						
2	2:25.166	49.681	45.835	49.650	184.3	6:17.562	1 2:58.308 1:19.643 47.035 51.630 115.7 2:58.308 2 2:19.680 47.172 43.800 48.708 199.5 5:17.988 3 2:16.315 46.386 42.113 47.816 205.1 7:34.303 4 3:16.694 B 46.648 208.3 10:50.997 5 2:57.127 1:11.483 51.548 54.096 94.0 13:48.124 6 2:34.892 52.309 49.924 52.659 199.1 16:23.016 7 2:31.817 52.210 47.794 51.813 195.2 18:54.833 8 2:30.990 51.027 46.905 53.058 194.8 21:25.823						
3	2:24.837	49.948	44.540	50.349	184.3	8:42.399	99 OKP Alfa Delta Racing Team Giulia Sprint GT Veloce 1.Stefan ROLLWAGEN G1 TC 1600						
4	2:21.910	48.659	43.798	49.453	182.4	11:04.309	1 4:04.776 2:05.926 59.952 58.898 101.0 4:04.776 2 2:44.768 56.248 51.609 56.911 174.2 6:49.544 3 2:39.808 53.026 51.111 55.671 176.2 9:29.352 4 2:44.856 55.447 51.407 58.002 167.5 12:14.208 5 2:39.524 52.626 51.343 55.555 176.8 14:53.732 6 3:24.192 B 55.901 50.841 1:37.450 177.4 18:17.924						
5	3:07.841 B	51.027			184.3	14:12.150	100 OKP Alfa Delta Racing Team Giulia Sprint GTA 1.Mathias KÖRBER F TC 1600 2.Fabian KÖRBER						
6	2:41.791	1:00.693	47.899	53.199	110.7	16:53.941	1 5:21.698 3:28.897 55.482 57.319 70.7 5:21.698 2 2:31.138 52.965 46.285 51.888 156.2 7:52.836 3 2:24.518 48.643 45.062 50.813 188.1 10:17.354 4 2:23.647 48.355 44.019 51.273 188.4 12:41.001 5 2:23.280 47.923 43.814 51.543 187.8 15:04.281 6 2:23.045 48.477 44.598 49.970 188.4 17:27.326 7 2:23.369 48.044 44.686 50.639 189.7 19:50.695						
7	2:30.414	50.511	47.069	52.834	192.4	19:24.355	103 GTAm 1.Christoph WINKLER G2 TC 2000 2.Bernd WINKLER						
87 Team Gatti GTAm 1.Davide BERTINELLI G2 TC 2000							1 3:35.262 1:48.068 51.384 55.810 75.4 3:35.262 2 2:26.299 49.954 46.172 50.173 197.0 6:01.561 3 2:22.912 48.218 44.632 50.062 200.2 8:24.473 4 2:21.868 47.767 44.429 49.672 199.1 10:46.341 5 2:23.634 48.357 45.188 50.089 200.6 13:09.975 6 2:23.967 48.047 45.502 50.418 198.8 15:33.942 7 2:22.407 48.068 44.308 50.031 200.6 17:56.349						
1	2:58.937	1:18.037	47.785	53.115	96.1	2:58.937	95 OKP Alfa Delta Racing Team GTAm 1.Daniele PERFETTI G2 TC 2000						
2	2:19.134	48.264	42.347	48.523	180.9	5:18.071	1 6:39.569 4:46.117 55.098 58.354 85.7 6:39.569 2 2:29.736 55.563 44.822 49.351 137.8 9:09.305 3 2:29.904 47.240 41.224 1:01.440 204.0 11:39.209						
3	2:18.969	48.118	42.921	47.930	203.2	7:37.040							
4	2:17.206	47.253	41.776	48.177	205.9	9:54.246							
5	2:15.366	46.217	41.206	47.943	203.6	12:09.612							
6	2:19.317	46.655	43.663	48.999	206.3	14:28.929							
7	3:49.092 B	48.407			203.2	18:18.021							
8	2:26.354	55.481	42.087	48.786	129.7	20:44.375							
90 1.Franz SLAMA GTAm G2 TC 2000													
1	3:48.131	1:53.131	57.986	57.014	92.0	3:48.131							
2	2:35.754	52.315	50.352	53.087	198.0	6:23.885							
3	2:29.020	49.683	47.595	51.742	200.2	8:52.905							
4	2:29.649	49.904	47.902	51.843	202.5	11:22.554							
5	2:29.245	49.876	47.138	52.231	194.5	13:51.799							
6	2:31.872	49.427	49.684	52.761	200.6	16:23.671							
7	2:32.079	52.266	47.821	51.992	202.8	18:55.750							
93 Formula GT GTAm 1.Hans LUGINBUEHL G2 TC 2000													
1	2:46.325	1:06.459	47.496	52.370	121.3	2:46.325							
2	2:28.271	49.679	46.566	52.026	191.7	5:14.596							
3	2:26.040	49.471	44.985	51.584	194.1	7:40.636							
4	2:25.199	48.794	44.768	51.637	197.7	10:05.835							
5	2:24.413	48.603	44.413	51.397	198.4	12:30.248							
6	2:23.732	48.704	44.294	50.734	195.9	14:53.980							
7	2:29.644	48.383	45.477	55.784	198.0	17:23.624							
8	2:31.456	49.404	50.266	51.786	198.8	19:55.080							
9	2:26.666	49.537	45.168	51.961	198.4	22:21.746							



Alfa Revival Cup Mugello Racing Weekend Free Practice 2

Sector Analysis

— Invalidated Lap ■ Personal Best ■ Session Best **B** Crossing the pit lane

Lap	Time	Sector 1	Sector 2	Sector 3	T.Sp'd	Elapsed	Lap	Time	Sector 1	Sector 2	Sector 3	T.Sp'd	Elapsed
8	2:21.839	47.832	44.013	49.994	200.6	20:18.188							

106 **Carrera Team** Giulia Sprint GTA
 1. Giovanni SERIO 1 GR 5 1600
 2. Massimo GUERRA

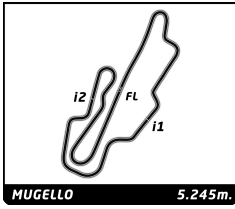
1	4:09.295	2:23.789	50.252	55.254	83.6	4:09.295
2	2:23.495	49.347	43.699	50.449	189.4	6:32.790
3	2:20.418	47.940	43.119	49.359	193.5	8:53.208
4	2:28.874	49.894	45.753	53.227	195.5	11:22.082
5	2:21.932	48.830	43.270	49.832	189.7	13:44.014
6	2:20.437	48.364	42.809	49.264	191.1	16:04.451

108 **OKP Alfa Delta Racing Team** Giulia Super
 1. Mattia SORDI H2 TC 1600
 2. Giulio SORDI

1	3:37.677	1:48.660	53.176	55.841	97.2	3:37.677
2	2:38.122	52.761	50.261	55.100	177.4	6:15.799
3	2:32.239	52.777	46.658	52.804	184.0	8:48.038
4	4:29.400 B	51.405	45.998	2:51.997	182.1	13:17.438
5	2:45.076	1:01.234	48.557	55.285	122.8	16:02.514
6	2:30.192	51.090	46.348	52.754	180.6	18:32.706
7	2:29.303	50.500	45.972	52.831	180.3	21:02.009

356 **Circolo della Biella** GTAm
 1. Carlo BARBOLINI G2 TC 2000
 2. Raffaele RAIMONDI

1	3:12.275	1:27.416	51.247	53.612	96.0	3:12.275
2	2:20.769	48.391	43.414	48.964	193.1	5:33.044
3	2:19.137	47.648	42.818	48.671	199.1	7:52.181
4	2:18.365	46.536	42.923	48.906	199.5	10:10.546
5	2:27.932 B	50.105			200.2	12:38.478
6	2:41.662	1:00.890	48.356	52.416	120.3	15:20.140
7	2:20.282	47.625	43.915	48.742	200.2	17:40.422
8	2:18.353	47.005	42.508	48.840	202.1	19:58.775

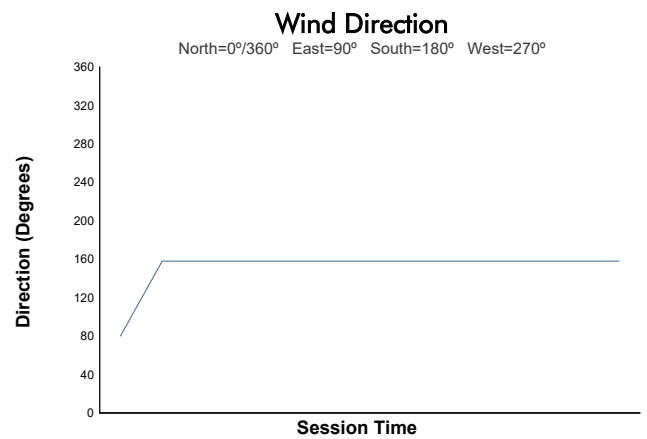
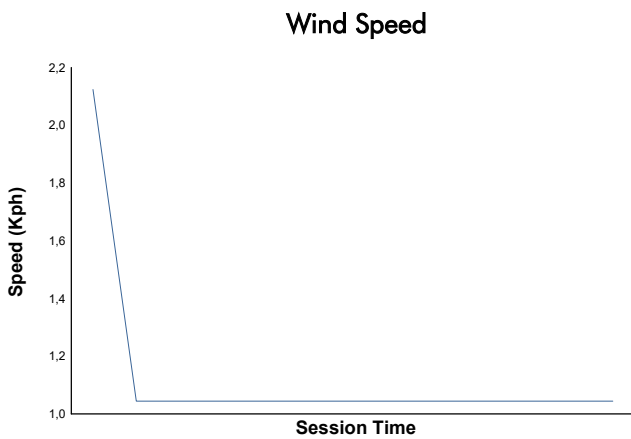
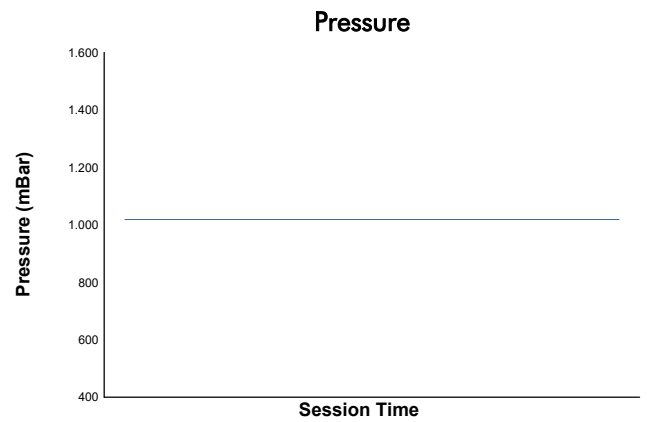
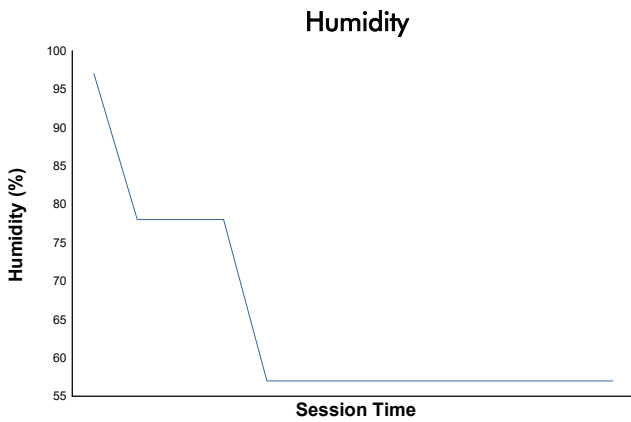
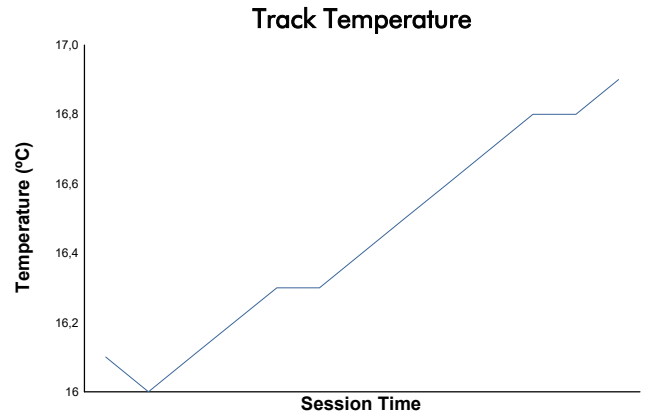
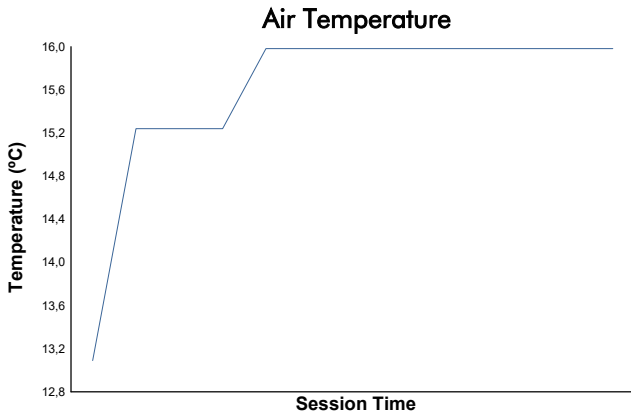


Alfa Revival Cup

Mugello Racing Weekend

Free Practice 2

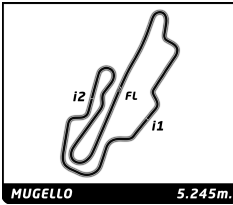
Weather Report



Track Status: **DRY**



SPORT

mugello
CIRCUIT

Alfa Revival Cup

Mugello Racing Weekend

Free Practice 1

Classification

No Drivers	Team	Car	Cl.	Time	Lap Total	Gap	Kph
1 63 L. MERCATALI / N. MERCATALI	Scuderia Clemente Biondetti	GTAm	G2 TC 200	2:14.555	5 9	- -	140.3
2 95 D. PERFETTI	OKP Alfa Delta Racing Team	GTAm	G2 TC 200	2:14.717	6 9	+0.162 +0.162	140.2
3 69 B. LABER / L. STOJETZ	OKP Alfa Delta Racing Team	GTAm	G2 TC 200	2:15.891	9 9	+1.336 +1.174	138.9
4 87 D. BERTINELLI	Team Gatti	GTAm	G2 TC 200	2:16.593	6 8	+2.038 +0.702	138.2
5 85 P. BACHOFEN / F. ZAMUNER	OKP Alfa Delta Racing Team	GTAm	G2 TC 200	2:18.387	2 8	+3.832 +1.794	136.4
6 36 C. ONDRAK / M. BORTOLAMI	OKP Alfa Delta Racing Team	Giulia Sprint GTA	I GR.5 160i	2:19.059	7 8	+4.504 +0.672	135.8
7 81 E. CAPONI / F. SABATINI	Jolly Car Squadra Corse	GTAm	G2 TC 200	2:21.848	8 8	+7.293 +2.789	133.1
8 96 S. BARBIERI / K. GIOVESI	AMG RS	GTAm	G2 TC 200	2:22.800	7 8	+8.245 +0.952	132.2
9 27 A. FRANCESCETTI	Formula GT	GTAm	G2 TC 200	2:22.886	9 9	+8.331 +0.086	132.1
10 19 J. VON MUSCHWITZ	OKP Alfa Delta Racing Team	GTAm	G2 TC 200	2:23.224	7 8	+8.669 +0.338	131.8
11 100 M. KÖRBER / F. KÖRBER	OKP Alfa Delta Racing Team	Giulia Sprint GTA	F TC 1600	2:23.706	6 8	+9.151 +0.482	131.4
12 356 C. BARBOLINI / B. WINKLER	Circolo della Biella	GTAm	G2 TC 200	2:24.622	8 8	+10.067 +0.916	130.6
13 106 G. SERIO / M. GUERRA	Carrera Team	Giulia Sprint GTA	I GR.5 160i	2:25.289	9 9	+11.734 +0.667	130.0
14 25 F. PANTALEO / A. CRESCENTI	Carrera Team	Giulia Sprint GTA	F TC 1600	2:26.139	3 9	+12.024 +0.850	129.2
15 93 H. LUGINBUEHL	Formula GT	GTAm	G2 TC 200	2:26.579	9 9	+12.024 +0.440	128.8
16 103 C. WINKLER / B. WINKLER		GTAm	G2 TC 200	2:26.762	4 9	+12.207 +0.183	128.7
17 16 M. GUERRA / E. BENEDINI	Carrera Team	Giulia Sprint GTA	F TC 1600	2:27.527	6 8	+12.972 +0.765	128.0
18 90 F. SLAMA		GTAm	G2 TC 200	2:27.964	6 8	+13.409 +0.437	127.6
19 23 M. SALOMONE	OKP Alfa Delta Racing Team	GTAm	G2 TC 200	2:28.157	8 8	+13.602 +0.193	127.4
20 60 C. FABBRINI / M. BINI	Scuderia Clemente Biondetti	GT Veloce 2000	H1 T 2000	2:36.921	7 7	+22.366 +8.764	120.3
21 61 E. ACCIAI / G. ACCIAI	Scuderia Clemente Biondetti	GT Veloce 2000	H1 T 2000	2:38.690	5 7	+24.135 +1.769	119.0
22 99 S. ROLLWAGEN	OKP Alfa Delta Racing Team	Giulia Sprint GT Veloce	G1 TC 160	2:39.014	4 9	+24.459 +0.324	118.7
23 55 M. HALUSA	SEMA Racing	Giulia Sprint GTA	F TC 1600	2:41.189	4 7	+26.634 +2.175	117.1
24 33 S. SAMBATARO	Scuderia Etna	Giulia Ti Super	F TC 1600	2:43.943	7 7	+29.388 +2.754	115.2
25 5 R. RAIMONDI	Circolo della Biella	Giulietta Spider Veloce	E GTS 130i				
26 9 A. FURIANI	Furiani Racing	Giulia Sprint GTA	G2 GTS 16				
27 20 M. MILLA / U. CAUCCI	Scuderia Capannone Garage	Giulia Super	H1 TC 160				
28 24 D. INHELDER	Auto Engiadina	GTAm	G2 TC 200				
29 34 M. KAMATA	OKP Alfa Delta Racing Team	GTAm	G2 TC 200				
30 44 F. AMENDOLAGINE / G. BARDELLI	Scuderia Capannone Garage	GT Veloce 2000	H1 T 2000				
31 50 G. BARRI	OKP Alfa Delta Racing Team	GTAm	G2 TC 200		3		
32 62 F. GIMIGNANI	Scuderia Clemente Biondetti	GT Veloce 2000	H1 T 2000				
33 86 L. DEMARCHI / D. DOMENICHINI	Jolly Car Squadra Corse	GTAm	G2 TC 200		7		
34 98 W. BEN / F. BABINI	Scuderia Clemente Biondetti	GTAm	G2 TC 200				
35 108 M. SORDI / G. SORDI	OKP Alfa Delta Racing Team	Giulia Super	H2 TC 160				

Fastest Lap: Lap 5 Luigi MERCATALI **2:14.555** 140.3 Kph

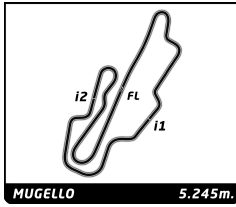
Published at:

Track Status: **DRY****Race Director:**

Antonio CANU

Timekeeper:

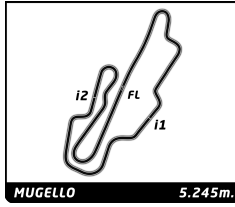
Andrea RAPI



Alfa Revival Cup Mugello Racing Weekend Free Practice 1

Best Sector Times

Sector 1		Sector 2		Sector 3		No Team	Class	Ideal Lap	Best Lap		
No	Driver	Time	No	Driver	Time	No					
1	63 L.MERCATALI	45.620	95 D.PERFETTI	40.327	63 L.MERCATALI	47.432	1	95 OKP Alfa Delta Racing Team	G2 TC 2000	2:13.655	2:14.717 (2)
2	95 D.PERFETTI	45.772	63 L.MERCATALI	41.503	95 D.PERFETTI	47.556	2	63 Scuderia Clemente Biondetti	G2 TC 2000	2:14.555	2:14.555 (1)
3	87 D.BERTINELLI	46.124	69 B.LABER	41.584	69 B.LABER	47.988	3	69 OKP Alfa Delta Racing Team	G2 TC 2000	2:15.891	2:15.891 (3)
4	69 B.LABER	46.319	87 D.BERTINELLI	41.803	87 D.BERTINELLI	48.230	4	87 Team Gatti	G2 TC 2000	2:16.157	2:16.593 (4)
5	85 P.BACHOFEN	46.758	85 P.BACHOFEN	42.449	36 C.ONDRAK	48.523	5	85 OKP Alfa Delta Racing Team	G2 TC 2000	2:18.053	2:18.387 (5)
6	36 C.ONDRAK	47.019	36 C.ONDRAK	43.209	85 P.BACHOFEN	48.846	6	36 OKP Alfa Delta Racing Team	I GR.5 1600	2:18.751	2:19.059 (6)
7	96 S.BARBIERI	47.724	81 E.CAPONI	43.305	50 G.BARRI	49.460	7	81 Jolly Car Squadra Corse	G2 TC 2000	2:21.848	2:21.848 (7)
8	27 A.FRANCESCHETTI	47.917	50 G.BARRI	43.357	27 A.FRANCESCHETTI	49.989	8	96 AMG RS	G2 TC 2000	2:22.140	2:22.800 (8)
9	19 J.VON MUSCHWITZ	48.191	25 F.PANTALEO	43.663	81 E.CAPONI	50.021	9	100 OKP Alfa Delta Racing Team	F TC 1600	2:22.670	2:23.706 (11)
10	100 M.KÖRBER	48.208	100 M.KÖRBER	43.788	96 S.BARBIERI	50.213	10	27 Formula GT	G2 TC 2000	2:22.855	2:22.886 (9)
11	356 C.BARBOLINI	48.278	96 S.BARBIERI	44.203	19 J.VON MUSCHWITZ	50.658	11	19 OKP Alfa Delta Racing Team	G2 TC 2000	2:23.224	2:23.224 (10)
12	23 M.SALOMONE	48.292	19 J.VON MUSCHWITZ	44.375	100 M.KÖRBER	50.674	12	25 Carrera Team	F TC 1600	2:23.775	2:26.139 (14)
13	81 E.CAPONI	48.522	16 M.GUERRA	44.707	356 C.BARBOLINI	50.911	13	356 Circolo della Biella	G2 TC 2000	2:24.612	2:24.622 (12)
14	103 C.WINKLER	48.754	106 G.SERIO	44.761	25 F.PANTALEO	51.183	14	106 Carrera Team	I GR.5 1600	2:25.289	2:25.289 (13)
15	93 H.LUGINBUEHL	48.822	93 H.LUGINBUEHL	44.900	16 M.GUERRA	51.380	15	93 Formula GT	G2 TC 2000	2:25.540	2:26.579 (15)
16	25 F.PANTALEO	48.929	27 A.FRANCESCHETTI	44.949	103 C.WINKLER	51.432	16	16 Carrera Team	F TC 1600	2:25.943	2:27.527 (17)
17	90 F.SLAMA	49.030	356 C.BARBOLINI	45.423	106 G.SERIO	51.473	17	103	G2 TC 2000	2:26.188	2:26.762 (16)
18	106 G.SERIO	49.055	103 C.WINKLER	46.002	90 F.SLAMA	51.653	18	23 OKP Alfa Delta Racing Team	G2 TC 2000	2:27.227	2:28.157 (19)
19	16 M.GUERRA	49.856	61 E.ACCIAI	46.260	93 H.LUGINBUEHL	51.818	19	90	G2 TC 2000	2:27.347	2:27.964 (18)
20	86 L.DEMARCHI	50.635	90 F.SLAMA	46.664	23 M.SALOMONE	51.838	20	86 Jolly Car Squadra Corse	G2 TC 2000	2:29.877	
21	60 C.FABBRINI	52.675	86 L.DEMARCHI	46.819	86 L.DEMARCHI	52.423	21	50 OKP Alfa Delta Racing Team	G2 TC 2000	2:34.280	
22	61 E.ACCIAI	52.937	23 M.SALOMONE	47.097	60 C.FABBRINI	55.269	22	61 Scuderia Clemente Biondetti	H1 T 2000	2:34.583	2:38.690 (21)
23	99 S.ROLLWAGEN	53.053	55 M.HALUSA	47.640	61 E.ACCIAI	55.386	23	60 Scuderia Clemente Biondetti	H1 T 2000	2:35.880	2:36.921 (20)
24	55 M.HALUSA	53.719	60 C.FABBRINI	47.936	99 S.ROLLWAGEN	55.902	24	55 SEMA Racing	F TC 1600	2:38.366	2:41.189 (23)
25	33 S.SAMBATARO	55.059	99 S.ROLLWAGEN	49.979	55 M.HALUSA	57.007	25	99 OKP Alfa Delta Racing Team	G1 TC 1600	2:38.934	2:39.014 (22)
26	50 G.BARRI	1:01.463	33 S.SAMBATARO	51.294	33 S.SAMBATARO	57.216	26	33 Scuderia Etna	F TC 1600	2:43.569	2:43.943 (24)



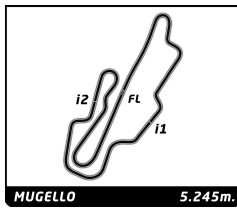
Alfa Revival Cup

Mugello Racing Weekend

Free Practice 1

Best Top Speed

Team	Car	Class	Top Speed Driver	Top 1		Top 2		Top 3		Top 4		Top 5		
				Kph	Lap	Kph	Lap	Kph	Lap	Kph	Lap	Kph	Lap	
63 Scuderia Clemente Biondetti	GTAm	G2 TC 2000	L. MERCATALI	212.3	3	211.5	4	209.1	5	207.5	9	200.6	8	208,2
85 OKP Alfa Delta Racing Team	GTAm	G2 TC 2000	P. BACHOFEN	206.3	2	204.0	3	204.0	7	202.5	8	201.7	5	203,7
87 Team Gatti	GTAm	G2 TC 2000	D. BERTINELLI	206.3	8	203.6	4	203.6	6	203.6	7	203.2	2	204,1
95 OKP Alfa Delta Racing Team	GTAm	G2 TC 2000	D. PERFETTI	204.7	9	204.4	4	204.4	6	204.0	3	203.2	5	204,1
356 Circolo della Biella	GTAm	G2 TC 2000	C. BARBOLINI	204.4	7	203.2	3	203.2	8	202.5	6	202.1	4	203,1
27 Formula GT	GTAm	G2 TC 2000	A. FRANCESCHETTI	204.0	9	203.6	4	203.6	8	202.5	6	202.5	7	203,2
50 OKP Alfa Delta Racing Team	GTAm	G2 TC 2000	G. BARRI	204.0	2	128.5	3	96.1	1					142,9
90	GTAm	G2 TC 2000	F. SLAMA	204.0	8	202.8	3	201.7	7	201.0	2	201.0	6	202,1
103	GTAm	G2 TC 2000	C. WINKLER	202.8	3	201.0	5	200.2	4	200.2	9	199.9	7	200,8
96 AMG RS	GTAm	G2 TC 2000	S. BARBIERI	202.1	8	201.3	3	200.6	7	200.2	4	199.5	6	200,7
23 OKP Alfa Delta Racing Team	GTAm	G2 TC 2000	M. SALOMONE	201.7	4	201.0	5	199.5	8	198.8	6	190.4	3	198,3
69 OKP Alfa Delta Racing Team	GTAm	G2 TC 2000	B. LABER	201.3	3	201.3	7	201.0	9	200.6	4	200.2	8	200,9
81 Jolly Car Squadra Corse	GTAm	G2 TC 2000	E. CAPONI	201.3	4	199.5	8	198.4	7	190.4	5	184.6	3	194,8
36 OKP Alfa Delta Racing Team	Giulia Sprint GTA	I GR.5 1600	C. ONDRAK	201.3	6	201.3	8	200.2	7	199.9	3	199.9	4	200,5
93 Formula GT	GTAm	G2 TC 2000	H. LUGINBUEHL	200.6	8	200.2	9	199.9	2	199.9	5	199.9	6	200,1
19 OKP Alfa Delta Racing Team	GTAm	G2 TC 2000	J. VON MUSCHWITZ	196.6	7	196.6	8	193.5	3	193.1	6	192.4	4	194,4
86 Jolly Car Squadra Corse	GTAm	G2 TC 2000	L. DEMARCHI	195.9	6	176.8	4	158.7	2	134.2	7	112.2	5	155,6
106 Carrera Team	Giulia Sprint GTA	I GR.5 1600	G. SERIO	192.4	3	192.1	2	191.1	5	191.1	8	191.1	9	191,6
25 Carrera Team	Giulia Sprint GTA	F TC 1600	F. PANTALEO	192.1	4	190.4	5	189.4	3	188.7	2	188.7	7	189,9
100 OKP Alfa Delta Racing Team	Giulia Sprint GTA	F TC 1600	M. KÖRBER	189.7	7	189.1	3	188.7	4	188.1	2	188.1	5	188,7
16 Carrera Team	Giulia Sprint GTA	F TC 1600	M. GUERRA	186.5	7	186.2	3	185.8	4	185.8	6	183.0	5	185,5
99 OKP Alfa Delta Racing Team	Giulia Sprint GT Veloce	G1 TC 1600	S. ROLLWAGEN	181.2	4	180.6	7	178.2	8	177.9	5	177.9	6	179,2
33 Scuderia Etna	Giulia Ti Super	F TC 1600	S. SAMBATARO	177.9	6	177.6	5	176.5	7	175.4	4	126.6	3	166,8
55 SEMA Racing	Giulia Sprint GTA	F TC 1600	M. HALUSA	177.9	4	177.4	6	176.8	7	172.0	3	170.9	5	175,0
60 Scuderia Clemente Biondetti	GT Veloce 2000	H1 T 2000	C. FABBRINI	175.9	7	171.8	4	171.2	3	170.7	5	168.8	2	171,7
61 Scuderia Clemente Biondetti	GT Veloce 2000	H1 T 2000	E. ACCIAI	163.2	6	163.0	5	162.0	4	155.8	2	111.5	7	151,1
5 Circolo della Biella	Giulietta Spider Veloce	E GTS 1300												
24 Auto Engiadina	GTAm	G2 TC 2000												
34 OKP Alfa Delta Racing Team	GTAm	G2 TC 2000												
98 Scuderia Clemente Biondetti	GTAm	G2 TC 2000												
9 Furiani Racing	Giulia Sprint GTA	G2 GTS 1600												
44 Scuderia Capannone Garage	GT Veloce 2000	H1 T 2000												
62 Scuderia Clemente Biondetti	GT Veloce 2000	H1 T 2000												
20 Scuderia Capannone Garage	Giulia Super	H1 TC 1600												
108 OKP Alfa Delta Racing Team	Giulia Super	H2 TC 1600												



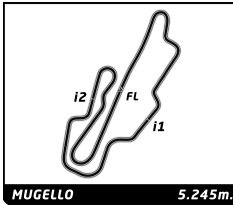
Alfa Revival Cup

Mugello Racing Weekend

Free Practice 1

Fastest Lap Sequence

Elapsed	No Team	Car	Class	Driver	Time	Kph	Lap
5:21.141	25 Carrera Team	Giulia Sprint GTA	F TC 1600	Francesco PANTALEO	2:29.764	126.1	2
5:23.880	95 OKP Alfa Delta Racing Team	GTAm	G2 TC 2000	Daniele PERFETTI	2:21.512	133.4	2
5:27.873	85 OKP Alfa Delta Racing Team	GTAm	G2 TC 2000	Peter BACHOFEN	2:18.387	136.4	2
7:40.851	95 OKP Alfa Delta Racing Team	GTAm	G2 TC 2000	Daniele PERFETTI	2:16.971	137.9	3
7:46.168	63 Scuderia Clemente Biondetti	GTAm	G2 TC 2000	Luigi MERCATALI	2:16.397	138.4	3
9:56.157	95 OKP Alfa Delta Racing Team	GTAm	G2 TC 2000	Daniele PERFETTI	2:15.306	139.6	4
12:19.358	63 Scuderia Clemente Biondetti	GTAm	G2 TC 2000	Luigi MERCATALI	2:14.555	140.3	5



Alfa Revival Cup

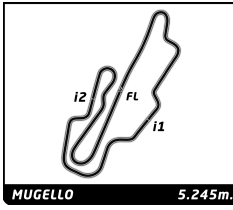
Mugello Racing Weekend

Free Practice 1

Sector Analysis

— Invalidated Lap ■ Personal Best ■ Session Best B Crossing the pit lane

Lap	Time	Sector 1	Sector 2	Sector 3	T.Spd	Elapsed	Lap	Time	Sector 1	Sector 2	Sector 3	T.Spd	Elapsed
16 Carrera Team 1.Marco GUERRA 2.Emanuele BENEDINI Giulia Sprint GTA F TC 1600							4	2:28.130	49.659	47.111	51.360	203.6	11:07.497
1	3:09.679	1:23.785	50.947	54.947	108.0	3:09.679	5	2:26.355	49.392	45.957	51.006	202.1	13:33.852
2	2:33.070	51.776	47.572	53.722	180.3	5:42.749	6	2:24.791	48.399	45.645	50.747	202.5	15:58.643
3	2:30.723	51.023	46.780	52.920	186.2	8:13.472	7	2:23.701	48.237	44.952	50.512	202.5	18:22.344
4	2:29.530	51.192	45.900	52.438	185.8	10:43.002	8	2:23.088	48.142	44.957	49.989	203.6	20:45.432
5	2:27.962	50.504	45.844	51.614	183.0	13:10.964	9	2:22.886	47.917	44.949	50.020	204.0	23:08.318
6	2:27.527	49.856	46.076	51.595	185.8	15:38.491	33 Scuderia Etna 1.Sergio SAMBATARO Giulia Ti Super F TC 1600						
7	3:57.765 B	53.102			186.5	19:36.256	1	4:25.642 B	1:35.042	1:04.292	1:46.308	92.1	4:25.642
8	2:33.522	57.435	44.707	51.380	132.9	22:09.778	2	3:09.291	1:09.372	59.613	1:00.306	116.9	7:34.933
19 OKP Alfa Delta Racing Team 1.Jo VON MUSCHWITZ GTAm G2 TC 2000							3	2:58.539	1:02.099	56.154	1:00.286	126.6	10:33.472
1	6:24.286	4:35.703	52.379	56.204	88.5	6:24.286	4	2:49.592	57.214	53.960	58.418	175.4	13:23.064
2	2:33.115	53.400	46.768	52.947	173.4	8:57.401	5	2:47.852	55.763	53.935	58.154	177.6	16:10.916
3	2:30.251	50.152	45.579	54.520	193.5	11:27.652	6	2:46.197	55.645	53.336	57.216	177.9	18:57.113
4	2:26.983	49.685	45.725	51.573	192.4	13:54.635	7	2:43.943	55.259	51.294	57.390	176.5	21:41.056
5	2:24.769	49.160	44.625	50.984	191.7	16:19.404	36 OKP Alfa Delta Racing Team 1.Christian ONDRAK 2.Massimo BORTOLAMI Giulia Sprint GTA I GR.5 1600						
6	2:26.297	48.880	46.467	50.950	193.1	18:45.701	1	3:31.590	1:42.021	53.758	55.811	74.7	3:31.590
7	2:23.224	48.191	44.375	50.658	196.6	21:08.925	2	2:36.754	53.661	49.666	53.427	194.5	6:08.344
8	2:58.827 B	48.974	45.093	1:24.760	196.6	24:07.752	3	2:30.031	49.914	47.585	52.532	199.9	8:38.375
23 OKP Alfa Delta Racing Team 1.Mario SALOMONE GTAm G2 TC 2000							4	5:15.738 B	50.450	46.527	3:38.761	199.9	13:54.113
1	3:48.028	1:51.251	56.062	1:00.715	117.5	3:48.028	5	2:37.448	1:03.433	44.410	49.605	96.7	16:31.561
2	2:42.114	54.244	54.712	53.158	174.2	6:30.142	6	2:21.924	48.315	43.826	49.783	201.3	18:53.485
3	2:30.989	50.443	47.678	52.868	190.4	9:01.131	7	2:19.059	47.327	43.209	48.523	200.2	21:12.544
4	2:32.023	49.636	49.203	53.184	201.7	11:33.154	8	3:45.047 B	47.019	43.438	2:14.590	201.3	24:57.591
5	2:30.404	49.471	48.018	52.915	201.0	14:03.558	50 OKP Alfa Delta Racing Team 1.Giacomo BARRI GTAm G2 TC 2000						
6	3:30.750 B	49.325	47.097	1:54.328	198.8	17:34.308	1	12:17.937	...	46.095	50.030	96.1	12:17.937
7	2:39.105	59.728	47.539	51.838	113.7	20:13.413	2	2:50.770 B	1:08.103			204.0	15:08.707
8	2:28.157	48.292	47.669	52.196	199.5	22:41.570	3	2:29.345	56.528	43.357	49.460	128.5	17:38.052
25 Carrera Team 1.Francesco PANTALEO 2.Antonio CRESCENTI Giulia Sprint GTA F TC 1600							55 SEMA Racing 1.Martin HALUSA Giulia Sprint GTA F TC 1600						
1	2:51.377	1:11.027	47.538	52.812	96.3	2:51.377	1	4:44.620	2:45.764	56.673	1:02.183	85.9	4:44.620
2	2:29.764	49.920	47.343	52.501	188.7	5:21.141	2	2:48.587	57.575	51.673	59.339	165.7	7:33.207
3	2:26.139	49.473	45.483	51.183	189.4	7:47.280	3	2:48.443	56.369	53.191	58.883	172.0	10:21.650
4	2:27.537	49.531	45.896	52.110	192.1	10:14.817	4	2:41.189	54.295	49.774	57.120	177.9	13:02.839
5	2:25.091 B	50.107			190.4	12:39.908	5	2:41.988	54.719	49.358	57.911	170.9	15:44.827
6	2:32.523	56.776	44.129	51.618	124.1	15:12.431	6	2:41.302	54.583	49.290	57.429	177.4	18:26.129
7	2:30.288	48.929	43.663	57.696	188.7	17:42.719	7	2:41.238	54.957	49.274	57.007	176.8	21:07.367
8	2:30.366	52.199	45.894	52.273	168.6	20:13.085	60 Scuderia Clemente Biondetti 1.Carlo FABBRINI 2.Mauro BINI GT Veloce 2000 H1 T 2000						
9	2:28.657	50.081	46.535	52.041	172.8	22:41.742	1	3:25.419	1:34.854	51.765	58.800	96.4	3:25.419
27 Formula GT 1.Alberto FRANCESCHETTI GTAm G2 TC 2000							2	2:45.302	54.866	52.469	57.967	168.8	6:10.721
1	3:29.731	1:36.679	55.708	57.344	97.0	3:29.731	3	2:46.853	57.939	51.408	57.506	171.2	8:57.574
2	2:37.920	54.303	49.857	53.760	184.9	6:07.651	4	2:38.783	52.786	49.001	56.996	171.8	11:36.357
3	2:31.716	51.263	47.232	53.221	200.2	8:39.367	5	4:06.287 B	52.981	49.839	2:23.467	170.7	15:42.644

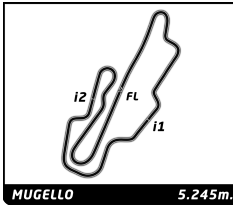


Alfa Revival Cup Mugello Racing Weekend Free Practice 1

Sector Analysis

— Invalidated Lap ■ Personal Best ■ Session Best ■ Crossing the pit lane

Lap	Time	Sector 1	Sector 2	Sector 3	T.Spd	Elapsed	Lap	Time	Sector 1	Sector 2	Sector 3	T.Spd	Elapsed
6	2:44.187	1:00.662	47.936	55.589	110.0	18:26.831	2	2:18.387	47.092	42.449	48.846	206.3	5:27.873
7	2:36.921	53.100	48.552	55.269	175.9	21:03.752	3	4:12.399 B	46.758			204.0	9:40.272
61 Scuderia Clemente Biondetti GT Veloce 2000 1. Edoardo ACCIAI 2. Gianni ACCIAI													
1	3:26.486	1:27.261	55.043	1:04.182	99.4	3:26.486	4	2:38.362	1:02.065	46.551	49.746	96.8	12:18.634
2	3:44.230 B	1:01.319	50.304	1:52.607	155.8	7:10.716	5	2:29.492	54.669	44.361	50.462	201.7	14:48.126
3	3:00.356	1:04.873	55.228	1:00.255	110.6	10:11.072	6	2:21.111	47.599	44.206	49.306	201.3	17:09.237
4	2:44.113	55.049	49.359	59.705	162.0	12:55.185	7	2:20.147	47.523	43.255	49.369	204.0	19:29.384
5	2:38.690	54.383	47.305	57.002	163.0	15:33.875	8	2:19.729	47.152	43.248	49.329	202.5	21:49.113
6	2:57.667 B	53.578	46.390	1:17.699	163.2	18:31.542							
7	2:43.053	1:01.244	46.423	55.386	111.5	21:14.595							
63 Scuderia Clemente Biondetti GTAm 1. Luigi MERCATALI 2. Niccolò MERCATALI													
1	3:03.461	1:19.643	50.341	53.477	82.7	3:03.461							
2	2:26.310	51.829	45.819	48.662	185.5	5:29.771							
3	2:16.397	46.257	42.419	47.721	212.3	7:46.168							
4	2:18.635	46.785	43.896	47.954	211.5	10:04.803							
5	2:14.555	45.620	41.503	47.432	209.1	12:19.358							
6	2:33.193 B	52.956			187.4	14:52.551							
7	2:41.507	1:02.151	47.053	52.303	106.5	17:34.058							
8	2:27.848	50.250	45.744	51.854	200.6	20:01.906							
9	2:23.957	48.982	44.612	50.363	207.5	22:25.863							
69 OKP Alfa Delta Racing Team GTAm 1. Bernhard LABER 2. Lukas STOJETZ													
1	3:02.977	1:18.285	52.706	51.986	103.9	3:02.977							
2	2:21.937	48.654	44.267	49.016	198.4	5:24.914							
3	2:17.520	46.472	42.217	48.831	201.3	7:42.434							
4	3:53.034 B	47.009	42.551	2:23.474	200.6	11:35.468							
5	2:29.166	55.445	44.374	49.347	127.8	14:04.634							
6	2:21.924	48.397	44.907	48.620	199.9	16:26.558							
7	2:18.277	47.242	42.819	48.216	201.3	18:44.835							
8	2:17.782	46.441	42.720	48.621	200.2	21:02.617							
9	2:15.891	46.319	41.584	47.988	201.0	23:18.508							
81 Jolly Car Squadra Corse GTAm 1. Edoardo CAPONI 2. Fabrizio SABATINI													
1	3:16.971 B	1:59.196			94.4	3:16.971							
2	2:54.070	1:09.866	49.710	54.494	89.4	6:11.041							
3	2:28.851	50.779	45.270	52.802	184.6	8:39.892							
4	2:29.497	49.665	47.073	52.759	201.3	11:09.389							
5	3:24.379 B	49.605			190.4	14:33.768							
6	2:34.591	57.867	45.513	51.211	117.4	17:08.359							
7	2:22.783	49.076	43.635	50.072	198.4	19:31.142							
8	2:21.848	48.522	43.305	50.021	199.5	21:52.990							
85 OKP Alfa Delta Racing Team GTAm 1. Peter BACHOFEN 2. Fabrizio ZAMUNER													
1	3:09.486	1:35.137	44.810	49.539	79.4	3:09.486							
86 Jolly Car Squadra Corse GTAm 1. Luca DEMARCHI 2. Dario DOMENICHINI													
1	3:56.192	1:59.993	55.107	1:01.092	91.2	3:56.192							
2	4:27.597 B	55.644	51.455	2:40.498	158.7	8:23.789							
3	2:46.125	1:01.324	48.499	56.302	109.2	11:09.914							
4	3:32.396 B	51.075			176.8	14:42.310							
5	2:37.296	58.054	46.819	52.423	112.2	17:19.606							
6	2:12.696 B	50.635			195.9	19:32.302							
7	2:35.927	56.126	47.259	52.542	134.2	22:08.229							
87 Team Gatti GTAm 1. Davide BERTINELLI													
1	3:43.970	2:00.819	48.851	54.300	103.3	3:43.970							
2	2:28.445	50.215	47.720	50.510	203.2	6:12.415							
3	2:24.336	47.182	46.762	50.392	195.9	8:36.751							
4	3:21.670 B	46.555	41.803	1:53.312	203.6	11:58.421							
5	2:24.299	53.717	42.175	48.407	134.2	14:22.720							
6	2:16.593	46.124	42.239	48.230	203.6	16:39.313							
7	2:17.646	46.435	42.310	48.901	203.6	18:56.959							
8	2:20.846	47.231	42.756	50.859	206.3	21:17.805							
90 1. Franz SLAMA GTAm G2 TC 2000													
1	3:39.425	1:44.418	56.385	58.622	97.1	3:39.425							
2	2:36.684	51.501	50.286	54.897	201.0	6:16.109							
3	2:36.660	52.653	49.546	54.461	202.8	8:52.769							
4	2:34.337	50.694	48.780	54.863	193.1	11:27.106							
5	2:29.835	50.102	48.080	51.653	199.5	13:56.941							
6	2:27.964	49.030	46.664	52.270	201.0	16:24.905							
7	2:32.514	51.642	48.286	52.586	201.7	18:57.419							
8	2:30.284	51.575	46.968	51.741	204.0	21:27.703							
93 Formula GT GTAm 1. Hans LUGINBUEHL													
1	3:31.722	1:39.226	54.535	57.961	78.7	3:31.722							
2	2:40.377	53.113	51.591	55.673	199.9	6:12.099							
3	2:35.135	53.746	48.027	53.362	182.7	8:47.234							
4	2:29.454	50.144	47.172	52.138	186.8	11:16.688							
5	2:27.964	49.508	46.638	51.818	199.9	13:44.652							
6	2:27.379	49.349	46.173	51.857	199.9	16:12.031							
7	2:27.616	49.148	46.401	52.067	196.6	18:39.647							
8	2:26.829	48.826	45.436	52.567	200.6	21:06.476							
9	2:26.579	48.822	44.900	52.857	200.2	23:33.055							

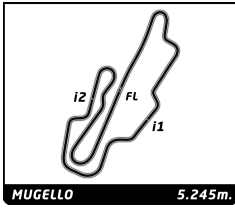


Alfa Revival Cup Mugello Racing Weekend Free Practice 1

Sector Analysis

— Invalidated Lap ■ Personal Best ■ Session Best B Crossing the pit lane

Lap	Time	Sector 1	Sector 2	Sector 3	T.Sp	Elapsed	Lap	Time	Sector 1	Sector 2	Sector 3	T.Sp	Elapsed	
95 OKP Alfa Delta Racing Team 1. Daniele PERFETTI GTAm G2 TC 2000							3	2:32.137	51.580	47.992	52.565	202.8	8:47.127	
1	3:02.368	1:23.963	47.113	51.292	95.4	3:02.368	4	2:26.762	49.105	46.225	51.432	200.2	11:13.889	
2	2:21.512	48.244	43.843	49.425	190.7	5:23.880	5	2:27.100	49.375	46.280	51.445	201.0	13:40.989	
3	2:16.971	46.895	41.533	48.543	204.0	7:40.851	6	2:27.309	49.127	46.393	51.789	199.5	16:08.298	
4	2:15.306	46.428	41.322	47.556	204.4	9:56.157	7	2:27.769	49.323	46.535	51.911	199.9	18:36.067	
5	2:19.703	46.054	44.454	49.195	203.2	12:15.860	8	2:27.925	49.640	46.002	52.283	199.1	21:03.992	
6	2:14.717	46.376	40.327	48.014	204.4	14:30.577	9	2:28.573	48.754	46.272	53.547	200.2	23:32.565	
7	2:39.846B	53.320		149.1	17:10.423									
8	2:34.362	54.541	41.611	58.210	127.3	19:44.785								
9	2:19.365	45.772	40.951	52.642	204.7	22:04.150								
96 AMG RS 1. Stefano BARBIERI 2. Kevin GIOVESI GTAm G2 TC 2000														
1	3:53.942	2:02.905	53.310	57.727	98.0	3:53.942								
2	2:32.439	49.951	51.644	50.844	194.8	6:26.381								
3	2:26.188	49.388	45.155	51.645	201.3	8:52.569								
4	2:45.477B	48.396		200.2	11:38.046									
5	2:34.100	58.080	45.366	50.654	104.9	14:12.146								
6	2:23.009	47.937	44.665	50.407	199.5	16:35.155								
7	2:22.800	47.724	44.863	50.213	200.6	18:57.955								
8	2:24.312	48.335	44.203	51.774	202.1	21:22.267								
99 OKP Alfa Delta Racing Team 1. Stefan ROLLWAGEN Giulia Sprint GT Veloce G1 TC 1600														
1	3:46.042	1:46.608	55.464	1:03.970	109.3	3:46.042								
2	2:43.576	54.979	52.107	56.490	175.1	6:29.618								
3	2:43.003	54.612	51.209	57.182	166.5	9:12.621								
4	2:39.014	53.133	49.979	55.902	181.2	11:51.635								
5	2:44.376	53.053	53.532	57.791	177.9	14:36.011								
6	2:45.639	54.751	53.449	57.439	177.9	17:21.650								
7	2:43.638	54.446	51.726	57.466	180.6	20:05.288								
8	2:44.099	54.087	52.735	57.277	178.2	22:49.387								
9	2:28.998B	1:05.587		149.3	25:18.385									
100 OKP Alfa Delta Racing Team 1. Mathias KÖRBER 2. Fabian KÖRBER Giulia Sprint GTA F TC 1600														
1	3:06.511	1:20.735	51.383	54.393	89.5	3:06.511								
2	2:28.737	50.880	45.566	52.291	188.1	5:35.248								
3	2:27.474	49.576	45.702	52.196	189.1	8:02.722								
4	2:26.939	50.062	45.076	51.801	188.7	10:29.661								
5	2:25.045	48.889	45.010	51.146	188.1	12:54.706								
6	2:23.706	48.968	43.902	50.836	188.1	15:18.412								
7	3:30.017B	48.208	44.407	1:57.402	189.7	18:48.429								
8	2:33.716	59.157	43.885	50.674	127.6	21:22.145								
103 1. Christoph WINKLER 2. Bernd WINKLER GTAm G2 TC 2000														
1	3:36.855	1:43.083	56.943	56.829	89.4	3:36.855								
2	2:38.135	53.221	49.875	55.039	191.4	6:14.990								
106 Carrera Team 1. Giovanni SERIO 2. Massimo GUERRA Giulia Sprint GTA I GR.5 1600														
1	3:08.726	1:16.912	52.980	58.834	87.7	3:08.726								
2	2:33.066	51.976	47.995	53.095	192.1	5:41.792								
3	2:32.007	50.620	47.264	54.123	192.4	8:13.799								
4	2:31.430	51.783	47.036	52.611	182.1	10:45.229								
5	2:29.863	50.205	47.371	52.287	191.1	13:15.092								
6	2:28.599	49.554	46.021	53.024	190.7	15:43.691								
7	2:27.899	49.641	46.452	51.806	190.7	18:11.590								
8	2:26.401	49.302	45.215	51.884	191.1	20:37.991								
9	2:25.289	49.055	44.761	51.473	191.1	23:03.280								
356 Circolo della Biella 1. Carlo BARBOLINI 2. Bernd WINKLER GTAm G2 TC 2000														
1	3:29.716	1:37.920	54.705	57.091	84.2	3:29.716								
2	2:30.429	51.280	47.133	52.016	200.2	6:00.145								
3	2:27.407	48.657	46.259	52.491	203.2	8:27.552								
4	3:48.932B	48.896	46.771	2:13.265	202.1	12:16.484								
5	2:38.079	1:00.640	46.006	51.433	110.9	14:54.563								
6	2:26.287	48.502	46.146	51.639	202.5	17:20.850								
7	2:26.654	49.728	46.015	50.911	204.4	19:47.504								
8	2:24.622	48.278	45.423	50.921	203.2	22:12.126								

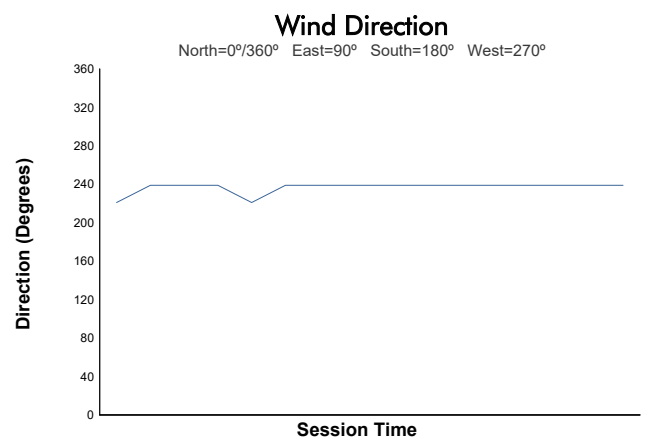
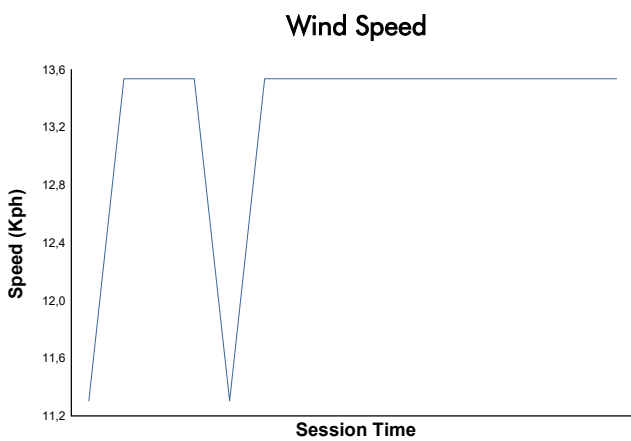
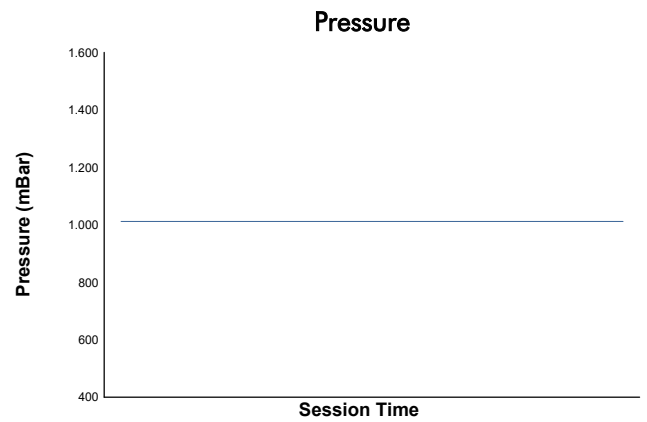
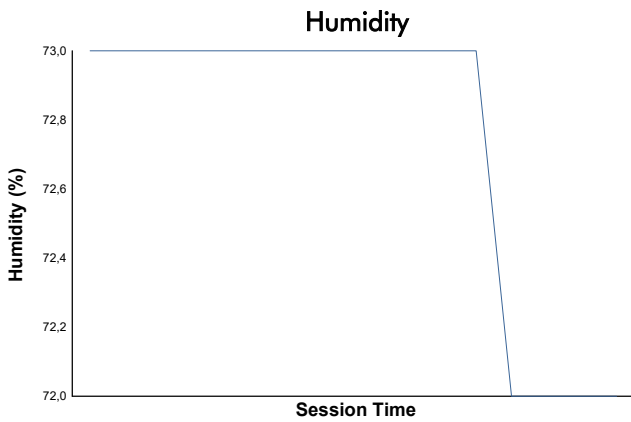
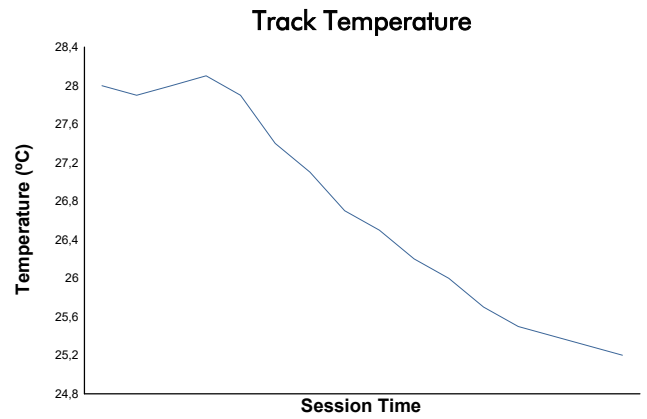
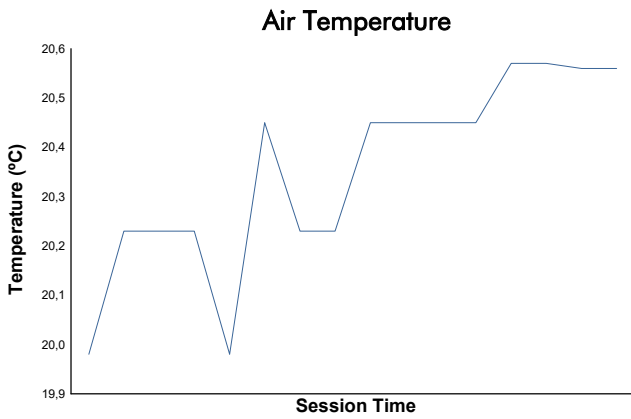


Alfa Revival Cup

Mugello Racing Weekend

Free Practice 1

Weather Report



Track Status: **DRY**