ITALIAN SPEED FESTIVAL

ALFA REVIVAL CUP

Misano World Circuit Marco Simoncelli

AR Revival

DEFINITIVA

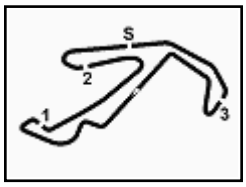

Classifica Qualifiche

Misano Circuit Sic 58 4.227 m

	Num.	Conduttore 1 Concorrente	Conduttore 2 Team	Auto	Classe	**Tempo**	Dist.	Media	Giri
1	50	**PETRONE Emilio (ITA)** PETRONE	**BARRI Giacomo (ITA)** Scuderia del Portello	GTAM	G2TC2	**1'54.474**		132,931	12
2	95	**PERFETTI Daniele (ITA)** PERFETTI	OKP Alfa Delta Racing Team	GTAM	G2TC2	**1'54.648**	0.174	132,730	12
3	63	**MERCATALI Nicocolò (ITA)** MERCATALI	**MERCATALI Luigi (ITA)** Scuderia Clemente Biondetti	GTAM	G2TC2	**1'55.175**	0.701	132,122	11
4	87	**BERTINELLI Davide (ITA)** SCUDERIA AB MOTORSPORT	Scuderia AB Motorsport	GTAM	G2TC2	**1'56.173**	1.699	130,987	10
5	111	**ROVERSI Stefano (ITA)** ROVERSI	Scuderia Bologna Corse	GTAM	G2TC2	**1'56.818**	2.344	130,264	11
6	85	**RESTELLI Roberto (ITA)** BACHOFEN	**BACHOFEN Peter (CHE)** OKP Alfa Delta Racing Team	GTAM	G2TC2	**1'57.470**	2.996	129,541	6
7	86	**CAPONI Edoardo (ITA)** CAPONI	**SABATINI Fabrizio (ITA)** Jolly Car Squadra Corse	GTAM	G2TC2	**1'57.955**	3.481	129,009	12
8	96	**BARBIERI Stefano (ITA)** AMG RS	**GIOVESI Kevin (ITA)** AMG RS	GTAM	G2TC2	**1'58.404**	3.930	128,519	10
9	52	**STOJETZ Lukas (DEU)** LABER	**LABER Bernhard (DEU)** Formula GT	GTAM	G2TC2	**1'59.191**	4.717	127,671	12
10	34	**KAMATA Matteo (ITA)** KAMATA	OKP Alfa Delta Racing Team	GTAM	G2TC2	**1'59.387**	4.913	127,461	11
11	67	**PRALLER Peter (DEU)** PRALLER	Formula GT	GIULIA SPRINT GTA	G1GR5	**1'59.415**	4.941	127,431	9
12	112	**VOS Michael (DEU)** VOS		GTAM	G2TC2	**1'59.648**	5.174	127,183	10
13	188	**BORTOLAMI Massimo (ITA)** ZAMUNER	**ZAMUNER Fabrizio (ITA)** OKP Alfa Delta Racing Team	GIULIA SPRINT GTA	G2GT1	**1'59.917**	5.443	126,898	10
14	98	**BEN Walter (ITA)** BEN	Scuderia Clemente Biondetti	GTAM	G2TC2	**2'00.522**	6.048	126,261	7
15	103	**WINKLER Bernd (AUT)** WINKLER	**WINKLER Christoph (AUT)**	GTAM	G2TC2	**2'00.549**	6.075	126,232	7
16	90	**SLAMA Franz (AUT)** SLAMA		GTAM	G2TC2	**2'03.564**	9.090	123,152	7
17	27	**LUDWIG Jurgen (DEU)** LUDWIG		GIULIA SPRINT GTA	G1GR5	**2'04.936**	10.462	121,800	7
18	123	**BURATTI Ferderico (ITA)** BURATTI	OKP Alfa Delta Racing Team	GTAM	G2TC2	**2'05.675**	11.201	121,084	11
19	40	**ERLICH Michael (CHE)** SWISS HISTORIC RACING TEAM	OKP Alfa Delta Racing Team	GIULIA SPRINT GTA	FTC16	**2'05.754**	11.280	121,008	12
20	127	**VAN HELLEMBERG HUBAR Sandro (NLD)** VAN HELLEMBERG HUBAR	Pastorelli Classic Cars	GIULIA SPRINT GTA	FTC16	**2'06.672**	12.198	120,131	11
21	62	**GIMIGNANI Fabio (ITA)** GIMIGNANI	Scuderia Clemente Biondetti	GT VELOCE 2000	H1T20	**2'11.287**	16.813	115,908	7
22	108	**BRANDOLI Roberto (ITA)** BRANDOLI	**BARBOLINI CIONINI Carlo (ITA)** Circolo della Biella	GIULIA SUPER	HIT16	**2'11.771**	17.297	115,482	12
23	59	**TERRON Domenico (ITA)** MARANELLI	**MARANELLI Marco (ITA)** Motorsport Drive Team	GT VELOCE 2000	H1T20	**2'13.910**	19.436	113,638	12
24	110	**CARDILLO Benedetto (ITA)** CARDILLO	OKP Alfa Delta Racing Team	GTAM	IGR52	**2'14.033**	19.559	113,533	13
25	60	**BINI Mauro (ITA)** FABBRINI	**FABBRINI Carlo (ITA)** Scuderia Clemente Biondetti	GT VELOCE 2000	H1T20	**2'16.518**	22.044	111,467	11
26	5	**RAIMONDI Renzo (ITA)**	**RAIMONDI Raffaele (ITA)**						

Stewards : Paolo Quaranta Luca Lobina Andrea Lanzarini

	Inizio	Fine
22/10/2023	09:55	10:29

Esposta alle: .....

ITALIAN SPEED FESTIVAL

ALFA REVIVAL CUP

Misano MWC World Circuit Marco Simoncelli

AR Revival

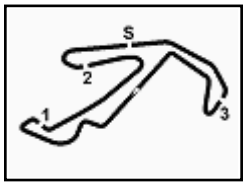

Analisi Tempi Qualifiche

Misano Circuit Sic 58 4.227 m

5 Raimondi (2'21.173)

Giro	Seg.1	Seg.2	Seg.3	Seg.4	T. Giro	km/h	Local Time
1							9:58'44.340
2					2'30.252		10:01'14.592
3					2'29.059		10:03'43.651
4					2'43.600		10:06'27.251
5					2'54.393P		10:09'21.644
6	3'42.804	37.905	44.658	55.803	6'01.170CP	137,8	10:15'22.814
7	2'38.965	37.510	40.687	31.494	4'28.656P	140,6	10:19'51.470
8	37.335	34.363			2'23.831C	**143,0**	10:22'15.301
9	37.509	36.538	41.365	32.239	2'27.651	141,5	10:24'42.952
10	36.868	**33.820**	39.885	**30.658**	2'21.231	142,9	10:27'04.183
11	**36.300**	34.177	**39.732**	30.964	**2'21.173**	142,1	10:29'25.356

14 Ramacciotti (2'24.621)

Giro	Seg.1	Seg.2	Seg.3	Seg.4	T. Giro	km/h	Local Time
1		39.367	42.779	35.754		133,8	9:58'09.177
2	42.597	35.266	42.259	33.849	2'33.971	136,4	10:00'43.148
3	38.621	35.340	41.561	32.465	2'27.987	137,6	10:03'11.135
4	39.060	35.166	42.264	36.088	2'32.578	137,4	10:05'43.713
5	42.117	37.122	43.009	45.648	2'47.896P	135,5	10:08'31.609
6	2'09.876	35.506	42.947	33.260	4'01.589P	139,5	10:12'33.198
7	37.688	34.418	44.643	58.417	2'55.166CP	139,2	10:15'28.364
8	2'33.787	35.175	41.028	31.938	4'21.928P	**141,4**	10:19'50.292
9	37.348	34.496	**40.843**	**31.934**	**2'24.621**	139,9	10:22'14.913

27 Ludwig (2'04.936)

Giro	Seg.1	Seg.2	Seg.3	Seg.4	T. Giro	km/h	Local Time
1		37.970	41.332	31.442		135,5	9:58'09.496
2	34.300	31.077	36.587	28.249	2'10.213	163,9	10:00'19.709
3	33.439	30.396	35.961	27.535	2'07.331	**164,9**	10:02'27.040
4	32.533	29.720	35.408	27.463	2'05.124	164,6	10:04'32.164
5	**32.345**	**29.602**	35.673	27.316	**2'04.936**	164,1	10:06'37.100
6	32.641	29.941	35.540	28.291	2'06.413	163,9	10:08'43.513
7	32.472	29.950	**35.206**	**27.314**	2'04.942	164,4	10:10'48.455
8	34.440	34.177	39.480	45.337	2'33.434P	152,3	10:13'21.889

34 Kamata (1'59.387)

Giro	Seg.1	Seg.2	Seg.3	Seg.4	T. Giro	km/h	Local Time
1							9:55'28.207
2	1'05.053	41.129	45.405	32.692	3'04.279P	109,4	9:58'32.486
3	33.459	30.527	34.729	28.130	2'06.845	163,1	10:00'39.331
4	31.444	29.325	33.894	27.168	2'01.831	165,9	10:02'41.162
5	38.605	34.661	42.134	1'13.849	3'09.249P	143,6	10:05'50.411
6	52.785	31.681	35.421	27.884	2'27.771P	164,1	10:08'18.182
7	32.102	28.912	33.816	27.566	2'02.396	**168,0**	10:10'20.578
8	31.206	29.519	36.697	27.841	2'05.263	161,9	10:12'25.841
9	31.400	28.881	34.284	27.217	2'01.782C	167,7	10:14'27.623
10	55.578	53.795	1'08.469	2'08.973	5'06.815P	96,0	10:19'34.438
11	50.017	30.133	34.531	26.971	2'21.652P	164,6	10:21'56.090
12	**30.722**	**28.670**	**33.765**	**26.230**	**1'59.387**	166,9	10:23'55.477

40 Swiss Historic Racing Team (2'05.754)

Giro	Seg.1	Seg.2	Seg.3	Seg.4	T. Giro	km/h	Local Time
1		37.430	40.191	29.689		146,7	9:58'15.497
2	33.522	30.861	37.032	28.183	2'09.598	161,9	10:00'25.095
3	33.200	29.839	35.928	27.697	2'06.664	162,4	10:02'31.759
4	32.940	30.306	36.145	2'57.061	4'36.452P	162,9	10:07'08.211
5	54.413	31.880	36.202	28.115	2'30.610P	160,0	10:09'38.821
6	33.011	**29.780**	35.922	28.028	2'06.741	162,2	10:11'45.562
7	32.915	29.846	36.360	27.748	2'06.869	162,7	10:13'52.431
8	**32.543**	33.653	47.857	1'53.444	3'47.497P	126,8	10:17'39.928
9	1'00.886	30.438	36.389	28.062	2'35.775P	160,2	10:20'15.703
10	32.903	29.947	35.903	28.099	2'06.852	**163,4**	10:22'22.555
11	32.846	29.991	35.651	27.735	2'06.223	162,2	10:24'28.778
12	33.166	30.139	35.777	28.359	2'07.441	161,7	10:26'36.219
13	32.709	29.814	**35.539**	**27.692**	**2'05.754**	161,4	10:28'41.973

50 Petrone (1'54.474)

Giro	Seg.1	Seg.2	Seg.3	Seg.4	T. Giro	km/h	Local Time
1		32.762	36.339	28.013		166,2	9:57'46.615
2	31.883	30.444	37.164	27.026	2'06.517	144,8	9:59'53.132
3	29.707	28.023	32.274	26.208	1'56.212	171,7	10:01'49.344
4	31.054	27.827	33.045	32.167	2'04.093	**175,0**	10:03'53.437
5	40.993	46.585	37.410	26.847	2'31.835	157,0	10:06'25.272
6	**29.509**	**27.603**	**32.025**	**25.337**	**1'54.474**	172,8	10:08'19.746
7	31.455	30.513	35.844	2'08.350	3'46.162P	160,2	10:12'05.908
8	53.067	29.917	34.052	29.497	2'26.533CP	168,0	10:14'32.441
9	51.759	53.736	1'09.584	1'19.470	4'14.549P	88,0	10:18'46.990
10	46.234	29.036	33.582	26.388	2'15.240P	169,3	10:21'02.230
11	30.806	28.359	33.089	40.932	2'13.186	169,3	10:23'15.416
12	31.426	29.091	33.517	27.566	2'01.600	168,5	10:25'17.016
13	30.628	29.059	34.201	26.981	2'00.869	168,2	10:27'17.885

52 Laber (1'59.191)

Giro	Seg.1	Seg.2	Seg.3	Seg.4	T. Giro	km/h	Local Time
1		34.589	42.027	28.095		114,9	9:57'44.135
2	32.270	28.936	34.546	27.005	2'02.757	170,9	9:59'46.892
3	31.484	28.218	35.299	26.707	2'01.708	171,2	10:01'48.600
4	32.810	28.261	33.825	26.801	2'01.697	173,6	10:03'50.297
5	31.258	**27.967**	**33.643**	26.323	**1'59.191**	**174,2**	10:05'49.488
6	31.219	28.069	36.160	41.714	2'17.162P	172,2	10:08'06.650
7	1'38.326	29.936	37.153	28.192	3'13.607P	166,2	10:11'20.257
8	31.934	29.274	34.758	26.637	2'02.603	169,0	10:13'22.860
9	31.761	29.886	56.313	1'04.168	3'02.128CP	100,1	10:16'24.988
10	1'45.558	41.339	36.427	27.329	3'30.653P	160,0	10:19'55.641
11	33.442	29.461	34.042	**26.182**	2'03.127	169,5	10:21'58.768
12	31.285	28.477	34.231	26.335	2'00.328	173,4	10:23'59.096
13	**31.000**	28.546	33.672	26.940	2'00.158	172,8	10:25'59.254

59 Maranelli (2'13.910)

Giro	Seg.1	Seg.2	Seg.3	Seg.4	T. Giro	km/h	Local Time
1							9:55'35.574
2	1'06.144	37.052	45.430	33.549	3'02.175P	137,6	9:58'37.749
3	37.377	34.254	39.589	31.613	2'22.833	147,3	10:01'00.582
4	35.588	33.566	38.753	31.038	2'18.945	147,5	10:03'19.527
5	35.503	33.058	40.284	33.031	2'21.876	148,8	10:05'41.403
6	35.379	32.727	38.529	30.936	2'17.571	149,4	10:07'58.974
7	35.530	34.028	42.390	47.828	2'39.776P	143,0	10:10'38.750
8	2'01.362	33.001	39.176	32.365	3'45.904CP	145,2	10:14'24.654
9	57.408	53.379	1'07.807	1'07.118	4'05.712P	95,1	10:18'30.366
10	1'53.728	32.920	39.020	30.287	3'35.955P	148,8	10:22'06.321
11	34.615	32.480	38.164	30.956	2'16.215	149,2	10:24'22.536
12	34.339	**32.068**	**37.868**	**29.635**	**2'13.910**	**150,0**	10:26'36.446
13	**34.314**	32.119	38.018	30.102	2'14.553	**150,0**	10:28'50.999

60 Fabbrini (2'16.518)

Giro	Seg.1	Seg.2	Seg.3	Seg.4	T. Giro	km/h	Local Time
1		35.873	42.605	30.386		132,4	9:57'54.714
2	35.622	33.007	40.758	30.118	2'19.505	141,5	10:00'14.219
3	35.650	32.627	39.273	30.176	2'17.726	144,2	10:02'31.945
4	**35.124**	**32.435**	**38.977**	**29.982**	**2'16.518**	144,4	10:04'48.463
5	35.425	33.687	39.696	30.116	2'18.924	144,6	10:07'07.387
6	35.222	32.750	40.418	52.365	2'40.755P	141,0	10:09'48.142

22/10/2023 P = Box In/Out - C = Tempo Invalidato

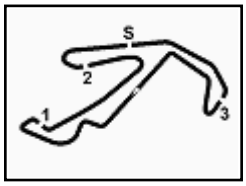

Analisi Tempi Qualifiche

Misano Circuit Sic 58 4.227 m

7	2'36.357	34.586	43.375	32.609	4'26.927CP	135,8	10:14'15.069
8	1'05.351	54.069	1'07.585	1'01.944	4'08.949P	95,6	10:18'24.018
9	1'13.035	35.285	41.806	32.885	3'03.011P	143,8	10:21'27.029
10	38.093	34.020	41.309	31.261	2'24.683	**147,5**	10:23'51.712
11	37.638	33.647	43.116	31.814	2'26.215	144,6	10:26'17.927
12	37.157	33.327	40.570	31.531	2'22.585	145,2	10:28'40.512

62 Gimignani (2'11.287)

Giro	Seg.1	Seg.2	Seg.3	Seg.4	T. Giro	km/h	Local Time
1		35.741	42.012	30.308		128,4	9:57'51.346
2	35.009	33.802	40.357	30.278	2'19.446	139,2	10:00'10.792
3	35.055	32.576	39.064	29.844	2'16.539	144,0	10:02'27.331
4	35.581	32.829	39.548	29.048	2'17.006	137,6	10:04'44.337
5	33.743	31.506	37.637	29.359	2'12.245	150,6	10:06'56.582
6	**33.619**	**31.121**	**37.567**	28.980	**2'11.287**	**152,3**	10:09'07.869
7	33.653	31.729	38.030	**28.932**	2'12.344	150,0	10:11'20.213
8	39.768	38.938	47.907	49.589	2'56.202CP	119,7	10:14'16.415

63 Mercatali (1'55.175)

Giro	Seg.1	Seg.2	Seg.3	Seg.4	T. Giro	km/h	Local Time
1		33.782	41.926	25.921		124,9	9:57'39.215
2	29.904	27.650	32.694	**25.294**	1'55.542	175,3	9:59'34.757
3	**29.650**	**27.469**	**32.557**	25.499	**1'55.175**	175,3	10:01'29.932
4	32.545	30.039	34.800	38.846	2'16.230P	174,8	10:03'46.162
5	1'38.193	29.991	34.220	26.988	3'09.392P	172,0	10:06'55.554
6	31.307	29.135	33.697	26.998	2'01.137	172,0	10:08'56.691
7	31.047	28.565	33.927	26.294	1'59.833	170,6	10:10'56.524
8	31.042	28.997	34.224	26.254	2'00.517	172,0	10:12'57.041
9	32.501	29.840	45.359	1'09.037	2'56.737CP	158,4	10:15'53.778
10	2'49.548	36.983	35.604	25.779	4'27.914P	152,3	10:20'21.692
11	29.769	28.104	34.015	25.969	1'57.857	173,6	10:22'19.549
12	30.838	28.454	33.166	26.936	1'59.394	**175,6**	10:24'18.943

67 Praller (1'59.415)

Giro	Seg.1	Seg.2	Seg.3	Seg.4	T. Giro	km/h	Local Time
1		33.928	43.663	29.158		122,0	9:57'48.967
2	32.275	30.064	35.223	28.265	2'05.827	165,9	9:59'54.794
3	31.348	29.035	34.011	26.863	2'01.257	166,2	10:01'56.051
4	31.123	29.243	33.889	27.298	2'01.553	168,0	10:03'57.604
5	31.418	29.741	33.988	26.574	2'01.721	166,2	10:05'59.325
6	31.282	29.115	34.174	27.112	2'01.683	166,4	10:08'01.008
7	31.611	29.284	34.309	26.885	2'02.089	166,7	10:10'03.097
8	31.022	28.876	34.214	26.763	2'00.875	168,5	10:12'03.972
9	**30.871**	**28.618**	**33.730**	**26.196**	**1'59.415**	**168,8**	10:14'03.387
10	39.618	42.891	54.350	1'12.244	3'29.103P	104,4	10:17'32.490

85 Bachofen (1'57.470)

Giro	Seg.1	Seg.2	Seg.3	Seg.4	T. Giro	km/h	Local Time
1							9:55'41.176
2	1'09.299	38.366	45.571	31.523	3'04.759P	117,8	9:58'45.935
3	38.514	32.493	41.359	2'05.070	3'57.436P	139,7	10:02'43.371
4	53.140	30.039	35.292	26.953	2'25.424P	162,2	10:05'08.795
5	**29.661**	28.676	33.831	26.329	1'58.497	**175,0**	10:07'07.292
6	29.818	**28.245**	**33.671**	**25.736**	**1'57.470**	174,8	10:09'04.762
7	34.660	34.600	46.629	3'19.917	5'15.806CP	127,1	10:14'20.568

86 Caponi (1'57.955)

Giro	Seg.1	Seg.2	Seg.3	Seg.4	T. Giro	km/h	Local Time
1		35.691	39.580	28.846		128,0	9:57'56.289
2	32.520	28.756	33.245	26.432	2'00.953	170,1	9:59'57.242
3	31.076	28.706	33.349	26.234	1'59.365	**172,5**	10:01'56.607
4	30.876	**28.299**	**32.949**	26.098	1'58.222	172,2	10:03'54.829
5	35.939	35.371	41.177	26.827	2'19.314	126,8	10:06'14.143
6	30.350	28.320	33.192	26.093	**1'57.955**	171,2	10:08'12.098
7	33.210	30.111	42.754	46.156	2'32.231P	146,7	10:10'44.329
8	2'37.731	32.752	47.909	1'10.679	5'09.071CP	136,7	10:15'53.400
9	2'12.924	32.205	35.432	26.726	3'47.287P	162,7	10:19'40.687
10	**30.276**	28.603	33.531	**26.040**	1'58.450	169,3	10:21'39.137
11	30.278	28.470	34.012	39.495	2'12.255P	169,5	10:23'51.392
12	1'24.915	30.385	34.445	26.605	2'56.350P	166,9	10:26'47.742
13	30.866	29.347	33.755	26.563	2'00.531	170,6	10:28'48.273

87 Scuderia AB Motorsport (1'56.173)

Giro	Seg.1	Seg.2	Seg.3	Seg.4	T. Giro	km/h	Local Time
1		31.683	37.308	27.602		159,1	9:57'45.420
2	31.860	28.467	34.821	33.055	2'08.203	170,6	9:59'53.623
3	29.890	28.465	35.253	26.330	1'59.938C	165,6	10:01'53.561
4	29.878	28.328	32.396	26.575	1'57.177	172,5	10:03'50.738
5	33.793	31.388	35.749	26.424	2'07.354	162,2	10:05'58.092
6	29.908	28.050	32.514	26.129	1'56.601	172,2	10:07'54.693
7	30.050	**28.029**	32.387	26.372	1'56.838	172,2	10:09'51.531
8	33.919	31.071	37.936	2'28.880	4'11.806P	152,3	10:14'03.337
9	3'32.999	30.661	37.266	26.892	5'07.818P	160,5	10:19'11.155
10	29.970	28.072	32.475	**25.656**	**1'56.173**	170,6	10:21'07.328
11	**29.808**	28.041	**32.359**	26.248	1'56.456	**175,3**	10:23'03.784

90 Slama (2'03.564)

Giro	Seg.1	Seg.2	Seg.3	Seg.4	T. Giro	km/h	Local Time
1		37.371	41.078	29.886		144,2	9:58'09.589
2	32.484	29.560	**34.674**	27.533	2'04.251	**172,8**	10:00'13.840
3	32.529	29.859	35.866	27.440	2'05.694	168,5	10:02'19.534
4	**31.807**	29.460	35.601	27.214	2'04.082	166,9	10:04'23.616
5	32.216	**29.195**	35.021	**27.132**	**2'03.564**	168,8	10:06'27.180
6	32.828	31.613	36.275	27.427	2'08.143	166,7	10:08'35.323
7	31.819	30.080	35.299	28.020	2'05.218	170,1	10:10'40.541
8	32.439	29.905	35.847	27.673	2'05.864C	166,7	10:12'46.405

95 Perfetti (1'54.648)

Giro	Seg.1	Seg.2	Seg.3	Seg.4	T. Giro	km/h	Local Time
1		35.532	39.412	33.406		135,5	9:58'00.007
2	34.239	29.789	33.355	30.815	2'08.198C	174,2	10:00'08.205
3	30.167	27.998	32.239	25.511	1'55.915	176,2	10:02'04.120
4	33.293	33.914	37.249	1'44.138	3'28.594P	154,5	10:05'32.714
5	44.246	28.697	32.785	25.515	2'11.243P	174,5	10:07'43.957
6	29.704	27.571	**32.071**	**25.302**	**1'54.648**	176,8	10:09'38.605
7	34.471	34.234	39.081	1'42.870	3'30.656P	144,0	10:13'09.261
8	43.381	31.130	56.005	2'27.525	4'38.041P	101,6	10:17'47.302
9	52.271	28.291	32.233	29.773	2'22.568P	176,8	10:20'09.870
10	29.969	**27.154**	33.498	25.290	1'55.911C	**177,6**	10:22'05.781
11	**29.595**	27.196	38.552	34.663	2'10.006C	156,7	10:24'15.787
12	29.860	27.382	32.504	25.695	1'55.441	176,5	10:26'11.228
13	29.803	27.707	32.360	25.216	1'55.086C	176,2	10:28'06.314

96 AMG RS (1'58.404)

Giro	Seg.1	Seg.2	Seg.3	Seg.4	T. Giro	km/h	Local Time
1		38.071	40.654	32.188		142,3	9:58'06.412
2	33.837	30.578	35.839	28.608	2'08.862	161,0	10:00'15.274
3	33.654	30.420	35.369	28.119	2'07.562	161,4	10:02'22.836
4	32.281	30.612	35.448	48.219	2'26.560P	161,4	10:04'49.396
5	2'12.310	31.058	35.371	27.948	3'46.687P	162,2	10:08'36.083
6	32.472	30.847	34.757	45.250	2'23.326P	160,5	10:10'59.409
7	2'39.700	31.425	42.903	1'02.556	4'56.584CP	143,0	10:15'55.993
8	2'08.889	30.016	34.540	27.211	3'40.656P	163,6	10:19'36.649
9	31.164	28.940	33.332	**26.164**	1'59.600	164,9	10:21'36.249
10	**30.521**	**28.474**	**33.182**	26.227	**1'58.404**	**165,4**	10:23'34.653

22/10/2023 P = Box In/Out - C = Tempo Invalidato

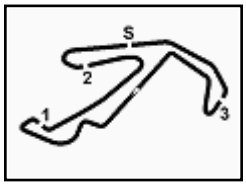

Analisi Tempi Qualifiche

Misano Circuit Sic 58 4.227 m

11	34.919	32.366	37.929	41.585	2'26.799P	151,7	10:26'01.452

98 Ben (2'00.522)

Giro	Seg.1	Seg.2	Seg.3	Seg.4	T. Giro	km/h	Local Time
1		35.174	42.014	29.271		114,2	9:57'46.385
2	34.317	31.409	35.508	27.623	2'08.857	168,2	9:59'55.242
3	32.741	31.002	35.379	26.799	2'05.921	167,4	10:02'01.163
4	**30.917**	28.931	**34.067**	**26.607**	**2'00.522**	169,0	10:04'01.685
5	35.100	32.874	38.992	39.299	2'26.265P	160,5	10:06'27.950
6	2'18.346	29.874	34.409	26.658	3'49.287P	169,5	10:10'17.237
7	31.411	28.981	34.596	26.729	2'01.717	170,1	10:12'18.954
8	31.653	**28.609**			5'53.555P	**170,9**	10:18'12.509

103 Winkler (2'00.549)

Giro	Seg.1	Seg.2	Seg.3	Seg.4	T. Giro	km/h	Local Time
1		37.567	41.024	31.656		141,9	9:58'10.662
2	34.665	31.032	36.718	28.158	2'10.573	165,9	10:00'21.235
3	32.568	29.160	35.277	27.832	2'04.837	167,2	10:02'26.072
4	31.346	28.923	34.117	26.813	2'01.199	**169,8**	10:04'27.271
5	31.134	29.173	34.129	27.035	2'01.471	169,5	10:06'28.742
6	31.680	29.068	33.891	**26.748**	2'01.387	168,0	10:08'30.129
7	31.219	**28.912**	33.702	26.761	2'00.594	168,8	10:10'30.723
8	**30.873**	29.040	**33.617**	27.019	**2'00.549**	168,2	10:12'31.272

108 Brandoli (2'11.771)

Giro	Seg.1	Seg.2	Seg.3	Seg.4	T. Giro	km/h	Local Time
1		37.785	41.567	33.339		147,9	9:58'10.715
2	36.809	31.901	38.570	30.027	2'17.307	151,5	10:00'28.022
3	34.521	31.490	37.643	29.627	2'13.281	155,4	10:02'41.303
4	36.704	31.612	38.228	29.575	2'16.119	150,0	10:04'57.422
5	34.450	31.553	37.509	29.899	2'13.411	153,4	10:07'10.833
6	**33.959**	31.290	37.873	29.491	2'12.613	148,8	10:09'23.446
7	34.396	31.184	37.643	1'50.111	3'33.334P	153,6	10:12'56.780
8	51.558	34.605	54.386	2'09.255	4'29.804P	103,3	10:17'26.584
9	52.250	34.053	38.261	29.128	2'33.692P	156,5	10:20'00.276
10	34.734	31.811	38.772	29.787	2'15.104	155,0	10:22'15.380
11	34.599	31.795	37.571	29.236	2'13.201	155,6	10:24'28.581
12	34.703	**31.152**	**37.300**	29.027	2'12.182	**156,7**	10:26'40.763
13	34.072	31.200	37.685	**28.814**	**2'11.771**	155,0	10:28'52.534

110 Cardillo (2'14.033)

Giro	Seg.1	Seg.2	Seg.3	Seg.4	T. Giro	km/h	Local Time
1							9:55'30.972
2	1'07.933	37.771	45.902	32.397	3'04.003P	154,3	9:58'34.975
3	36.456	32.858	40.627	31.631	2'21.572	162,9	10:00'56.547
4	36.977	32.499	40.361	31.217	2'21.054	162,9	10:03'17.601
5	36.135	32.886	39.601	29.806	2'18.428	162,4	10:05'36.029
6	35.827	32.291	40.193	29.897	2'18.208	159,5	10:07'54.237
7	36.038	32.397	38.662	29.709	2'16.806	**163,1**	10:10'11.043
8	34.847	32.269	39.093	30.508	2'16.717	162,2	10:12'27.760
9	35.393	31.789	39.124	3'45.121	5'31.427P	162,2	10:17'59.187
10	51.736	32.154	39.683	29.443	2'33.016P	160,0	10:20'32.203
11	34.891	32.153	**38.273**	29.339	2'14.656	162,7	10:22'46.859
12	**34.829**	32.528	39.272	29.501	2'16.130	160,2	10:25'02.989
13	35.061	**31.407**	38.287	**29.278**	**2'14.033**	161,9	10:27'17.022
14	37.314	32.837	38.980	30.208	2'19.339	159,5	10:29'36.361

111 Roversi (1'56.818)

Giro	Seg.1	Seg.2	Seg.3	Seg.4	T. Giro	km/h	Local Time
1		34.078	42.396	26.786		120,9	9:57'42.141
2	30.986	29.058	33.121	26.238	1'59.403	174,5	9:59'41.544
3	30.440	28.187	42.589	26.198	2'07.414	171,2	10:01'48.958
4	30.914	28.223	33.103	26.633	1'58.873	175,0	10:03'47.831
5	30.690	28.230	33.088	25.805	1'57.813	175,9	10:05'45.644
6	31.700	29.819	34.991	25.768	2'02.278	171,2	10:07'47.922
7	**30.322**	28.623	33.289	25.830	1'58.064	176,5	10:09'45.986
8	30.430	28.115	33.418	25.736	1'57.699	**176,8**	10:11'43.685
9	30.383	**27.852**	**33.053**	**25.530**	**1'56.818**	173,6	10:13'40.503
10	30.403	34.147	56.193	1'00.548	3'01.291P	99,8	10:16'41.794
11	1'36.381	37.051	48.334	29.758	3'31.524P	100,8	10:20'13.318
12	33.941	34.793	41.782	42.838	2'33.354P	148,8	10:22'46.672

112 Vos (1'59.648)

Giro	Seg.1	Seg.2	Seg.3	Seg.4	T. Giro	km/h	Local Time
1		37.638	40.523	31.890		147,5	9:58'07.247
2	35.812	37.425	38.421	29.233	2'20.891	151,3	10:00'28.138
3	32.851	29.811	34.730	27.889	2'05.281	164,9	10:02'33.419
4	33.984	29.408	34.824	45.179	2'23.395P	166,9	10:04'56.814
5	1'47.327	31.634	35.779	29.634	3'24.374P	171,2	10:08'21.188
6	30.955	28.384	**33.164**	27.145	**1'59.648**	172,0	10:10'20.836
7	38.118	34.421	36.961	27.936	2'17.436	162,4	10:12'38.272
8	30.958	**28.010**	38.012	1'23.766	3'00.746CP	**175,6**	10:15'39.018
9	2'20.833	28.807	34.667	27.009	3'51.316P	170,9	10:19'30.334
10	**30.720**	28.392	34.095	27.007	2'00.214	170,6	10:21'30.548
11	31.481	28.176	33.774	**26.265**	1'59.696	170,3	10:23'30.244

123 Buratti (2'05.675)

Giro	Seg.1	Seg.2	Seg.3	Seg.4	T. Giro	km/h	Local Time
1		38.629	45.839	31.860		132,5	9:58'23.195
2	35.820	32.211	38.855	29.933	2'16.819	159,5	10:00'40.014
3	**32.392**	29.849	**35.764**	27.670	**2'05.675**	163,4	10:02'45.689
4	33.162	30.170	36.455	28.697	2'08.484	163,9	10:04'54.173
5	32.856	30.151	36.229	27.726	2'06.962	**166,4**	10:07'01.135
6	32.757	30.510	40.789	1'24.615	3'08.671P	157,4	10:10'09.806
7	50.720	33.500	38.462	28.305	2'30.987P	153,6	10:12'40.793
8	34.645	35.358	50.656	1'07.307	3'07.966CP	135,8	10:15'48.759
9	2'13.872	33.033	39.193	28.937	3'55.035P	153,0	10:19'43.794
10	33.872	30.302	36.898	28.168	2'09.240	160,5	10:21'53.034
11	35.631	31.197	37.072	28.126	2'12.026	160,5	10:24'05.060
12	33.055	**29.801**	36.070	**27.519**	2'06.445	165,9	10:26'11.505

127 van Hellemberg Hubar (2'06.672)

Giro	Seg.1	Seg.2	Seg.3	Seg.4	T. Giro	km/h	Local Time
1							9:57'53.520
2	34.487	31.487	36.081	29.087	2'11.142	**158,6**	10:00'04.662
3	33.124	30.563	**35.706**	28.183	2'07.576	157,7	10:02'12.238
4	32.958	30.602	36.148	28.461	2'08.169	158,4	10:04'20.407
5	33.031	30.946	36.135	28.395	2'08.507	157,9	10:06'28.914
6	34.120	30.955	36.165	38.504	2'19.744P	155,4	10:08'48.658
7	1'58.915	31.942	41.195	29.471	3'41.523P	144,4	10:12'30.181
8	33.583	31.761	42.914	59.546	2'47.804CP	152,3	10:15'17.985
9	2'37.337	32.743	38.103	29.520	4'17.703P	152,8	10:19'35.688
10	33.149	30.740	35.948	28.829	2'08.666	156,1	10:21'44.354
11	**32.914**	30.497	36.165	**27.897**	2'07.473	154,5	10:23'51.827
12	32.970	**29.918**	35.803	27.981	**2'06.672**	156,5	10:25'58.499

188 Zamuner (1'59.917)

Giro	Seg.1	Seg.2	Seg.3	Seg.4	T. Giro	km/h	Local Time
1							9:55'33.794
2	1'08.943	39.339	45.910	32.859	3'07.051P	123,3	9:58'40.845
3	34.983	31.857	37.193	29.149	2'13.182	154,7	10:00'54.027
4	32.900	37.333	39.146	3'39.942	5'29.321P	141,4	10:06'23.348
5	1'01.867	42.285	43.328	29.156	2'56.636P	126,5	10:09'19.984
6	31.698	29.020	34.170	26.584	2'01.472	**166,4**	10:11'21.456
7	31.079	33.088	46.379	27.238	2'17.784	117,4	10:13'39.240

22/10/2023 P = Box In/Out - C = Tempo Invalidato

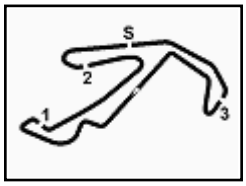

Analisi Tempi Qualifiche

Misano Circuit Sic 58 4.227 m

8	30.921	32.446	47.166	2'08.085	3'58.618P	128,9	10:17'37.858
9	1'00.605	36.112	46.185	27.546	2'50.448P	115,6	10:20'28.306
10	**30.774**	**28.652**	**34.079**	**26.412**	**1'59.917**	165,1	10:22'28.223
11	36.784	37.807	44.603	27.213	2'26.407	119,7	10:24'54.630

22/10/2023 P = Box In/Out - C = Tempo Invalidato

ITALIAN SPEED FESTIVAL

ALFA REVIVAL CUP

Misano MWC World Circuit Marco Simoncelli

AR Revival

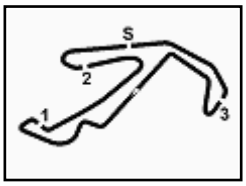

Velocità Qualifiche

Misano Circuit Sic 58 4.227 m

MIGLIOR GIRO

1	**50**	PETRONE	GTAm	1'54.474
2	**95**	PERFETTI	GTAm	1'54.648
3	**63**	MERCATALI	GTAm	1'55.175
4	**87**	SCUDERIA AB MOTORSPOR	GTAm	1'56.173
5	**111**	ROVERSI	GTAm	1'56.818
6	**85**	BACHOFEN	GTAm	1'57.470
7	**86**	CAPONI	GTAm	1'57.955
8	**96**	AMG RS	GTAm	1'58.404
9	**52**	LABER	GTAm	1'59.191
10	**34**	KAMATA	GTAm	1'59.387
11	**67**	PRALLER	Giulia Sprint GTA	1'59.415
12	**112**	VOS	GTAm	1'59.648
13	**188**	ZAMUNER	Giulia Sprint GTA	1'59.917
14	**98**	BEN	GTAm	2'00.522
15	**103**	WINKLER	GTAm	2'00.549
16	**90**	SLAMA	GTAm	2'03.564
17	**27**	LUDWIG	Giulia Sprint GTA	2'04.936
18	**123**	BURATTI	GTAm	2'05.675
19	**40**	SWISS HISTORIC RACING T	Giulia Sprint GTA	2'05.754
20	**127**	VAN HELLEMBERG HUBAR	Giulia Sprint GTA	2'06.672
21	**62**	GIMIGNANI	GT Veloce 2000	2'11.287
22	**108**	BRANDOLI	Giulia Super	2'11.771
23	**59**	MARANELLI	GT Veloce 2000	2'13.910
24	**110**	CARDILLO	GTAm	2'14.033
25	**60**	FABBRINI	GT Veloce 2000	2'16.518
26	**5**	RAIMONDI	Giulietta Spider Veloce	2'21.173
27	**14**	RAMACCIOTTI	Giulia TI Super	2'24.621

SPEED

1	95	PERFETTI	GTAm	177,6
2	111	ROVERSI	GTAm	176,8
3	112	VOS	GTAm	175,6
4	63	MERCATALI	GTAm	175,6
5	87	SCUDERIA AB MOTORSPOR	GTAm	175,3
6	50	PETRONE	GTAm	175,0
7	85	BACHOFEN	GTAm	175,0
8	52	LABER	GTAm	174,2
9	90	SLAMA	GTAm	172,8
10	86	CAPONI	GTAm	172,5
11	98	BEN	GTAm	170,9
12	103	WINKLER	GTAm	169,8
13	67	PRALLER	Giulia Sprint GTA	168,8
14	34	KAMATA	GTAm	168,0
15	188	ZAMUNER	Giulia Sprint GTA	166,4
16	123	BURATTI	GTAm	166,4
17	96	AMG RS	GTAm	165,4
18	27	LUDWIG	Giulia Sprint GTA	164,9
19	40	SWISS HISTORIC RACING T	Giulia Sprint GTA	163,4
20	110	CARDILLO	GTAm	163,1
21	127	VAN HELLEMBERG HUBAR	Giulia Sprint GTA	158,6
22	108	BRANDOLI	Giulia Super	156,7
23	62	GIMIGNANI	GT Veloce 2000	152,3
24	59	MARANELLI	GT Veloce 2000	150,0
25	60	FABBRINI	GT Veloce 2000	147,5
26	5	RAIMONDI	Giulietta Spider Veloce	143,0
27	14	RAMACCIOTTI	Giulia TI Super	141,4

SEG. 1

1	**50**	PETRONE	29.509
2	**95**	PERFETTI	29.595
3	**63**	MERCATALI	29.650
4	**85**	BACHOFEN	29.661
5	**87**	SCUDERIA AB MOTOR	29.808
6	**86**	CAPONI	30.276
7	**111**	ROVERSI	30.322
8	**96**	AMG RS	30.521
9	**112**	VOS	30.720
10	**34**	KAMATA	30.722
11	**188**	ZAMUNER	30.774
12	**67**	PRALLER	30.871
13	**103**	WINKLER	30.873
14	**98**	BEN	30.917
15	**52**	LABER	31.000
16	**90**	SLAMA	31.807
17	**27**	LUDWIG	32.345
18	**123**	BURATTI	32.392
19	**40**	SWISS HISTORIC RAC	32.543
20	**127**	VAN HELLEMBERG HU	32.914
21	**62**	GIMIGNANI	33.619
22	**108**	BRANDOLI	33.959
23	**59**	MARANELLI	34.314
24	**110**	CARDILLO	34.829
25	**60**	FABBRINI	35.124
26	**5**	RAIMONDI	36.300
27	**14**	RAMACCIOTTI	37.143

SEG. 2

1	**95**	PERFETTI	27.154
2	**63**	MERCATALI	27.469
3	**50**	PETRONE	27.603
4	**111**	ROVERSI	27.852
5	**52**	LABER	27.967
6	**112**	VOS	28.010
7	**87**	SCUDERIA AB MOTOR	28.029
8	**85**	BACHOFEN	28.245
9	**86**	CAPONI	28.299
10	**96**	AMG RS	28.474
11	**98**	BEN	28.609
12	**67**	PRALLER	28.618
13	**188**	ZAMUNER	28.652
14	**34**	KAMATA	28.670
15	**103**	WINKLER	28.912
16	**90**	SLAMA	29.195
17	**27**	LUDWIG	29.602
18	**40**	SWISS HISTORIC RAC	29.780
19	**123**	BURATTI	29.801
20	**127**	VAN HELLEMBERG HU	29.918
21	**62**	GIMIGNANI	31.121
22	**108**	BRANDOLI	31.152
23	**110**	CARDILLO	31.407
24	**59**	MARANELLI	32.068
25	**60**	FABBRINI	32.435
26	**5**	RAIMONDI	33.820
27	**14**	RAMACCIOTTI	34.366

SEG. 3

1	**50**	PETRONE	32.025
2	**95**	PERFETTI	32.071
3	**87**	SCUDERIA AB MOTOR	32.359
4	**63**	MERCATALI	32.557
5	**86**	CAPONI	32.949
6	**111**	ROVERSI	33.053
7	**112**	VOS	33.164
8	**96**	AMG RS	33.182
9	**103**	WINKLER	33.617
10	**52**	LABER	33.643
11	**85**	BACHOFEN	33.671
12	**67**	PRALLER	33.730
13	**34**	KAMATA	33.765
14	**98**	BEN	34.067
15	**188**	ZAMUNER	34.079
16	**90**	SLAMA	34.674
17	**27**	LUDWIG	35.206
18	**40**	SWISS HISTORIC RAC	35.539
19	**127**	VAN HELLEMBERG HU	35.706
20	**123**	BURATTI	35.764
21	**108**	BRANDOLI	37.300
22	**62**	GIMIGNANI	37.567
23	**59**	MARANELLI	37.868
24	**110**	CARDILLO	38.273
25	**60**	FABBRINI	38.977
26	**5**	RAIMONDI	39.732
27	**14**	RAMACCIOTTI	40.843

SEG. 4

1	**63**	MERCATALI	25.294
2	**95**	PERFETTI	25.302
3	**50**	PETRONE	25.337
4	**111**	ROVERSI	25.530
5	**87**	SCUDERIA AB MOTOR	25.656
6	**85**	BACHOFEN	25.736
7	**86**	CAPONI	26.040
8	**96**	AMG RS	26.164
9	**52**	LABER	26.182
10	**67**	PRALLER	26.196
11	**34**	KAMATA	26.230
12	**112**	VOS	26.265
13	**188**	ZAMUNER	26.412
14	**98**	BEN	26.607
15	**103**	WINKLER	26.748
16	**90**	SLAMA	27.132
17	**27**	LUDWIG	27.314
18	**123**	BURATTI	27.519
19	**40**	SWISS HISTORIC RAC	27.692
20	**127**	VAN HELLEMBERG HU	27.897
21	**108**	BRANDOLI	28.814
22	**62**	GIMIGNANI	28.932
23	**110**	CARDILLO	29.278
24	**59**	MARANELLI	29.635
25	**60**	FABBRINI	29.982
26	**5**	RAIMONDI	30.658
27	**14**	RAMACCIOTTI	31.934

22/10/2023

AR Revival

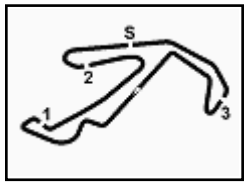

Misano Circuit Sic 58 4.227 m

Griglia di Partenza (Durata: 60')

14	14	RAVI PINTO M.	Scuderia del Grifone	Giulia 2'24.621
13	60	FABBRINI C.	Scuderia Clemente Biondetti	GT 2'16.518
12	59	MARANELLI M.	Motorsport Drive Team	GT 2'13.910
11	62	GIMIGNANI F.	Scuderia Clemente Biondetti	GT 2'11.287
10	40	ERLICH M.	OKP Alfa Delta Racing Team	Giulia 2'05.754
9	27	LUDWIG J.		Giulia 2'04.936
8	103	WINKLER C.		GTAm 2'00.549
7	188	ZAMUNER F.	OKP Alfa Delta Racing Team	Giulia 1'59.917
6	67	PRALLER P.	Formula GT	Giulia 1'59.415
5	52	LABER B.	Formula GT	GTAm 1'59.191
4	86	SABATINI F.	Jolly Car Squadra Corse	GTAm 1'57.955
3	111	ROVERSI S.	Scuderia Bologna Corse	GTAm 1'56.818
2	63	MERCATALI L.	Scuderia Clemente Biondetti	GTAm 1'55.175
1	50	BARRI G.	Scuderia del Portello	GTAm 1'54.474

5	RAIMONDI R.	Circolo della Biella	Giulietta 2'21.173
110	CARDILLO B.	OKP Alfa Delta Racing Team	GTAm 2'14.033
108	BARBOLINI CIONIN	Circolo della Biella	Giulia 2'11.771
127	VAN HELLEMBERG H	Pastorelli Classic Cars	Giulia 2'06.672
123	BURATTI F.	OKP Alfa Delta Racing Team	GTAm 2'05.675
90	SLAMA F.		GTAm 2'03.564
98	BEN W.	Scuderia Clemente Biondetti	GTAm 2'00.522
112	VOS M.		GTAm 1'59.648
34	KAMATA M.	OKP Alfa Delta Racing Team	GTAm 1'59.387
96	GIOVESI K.	AMG RS	GTAm 1'58.404
85	BACHOFEN P.	OKP Alfa Delta Racing Team	GTAm 1'57.470
87	BERTINELLI D.	Scuderia AB Motorsport	GTAm 1'56.173
95	PERFETTI D.	OKP Alfa Delta Racing Team	GTAm 1'54.648

22/10/2023 .....

ITALIAN SPEED FESTIVAL

ALFA REVIVAL CUP

Misano MWC World Circuit Marco Simoncelli

AR Revival

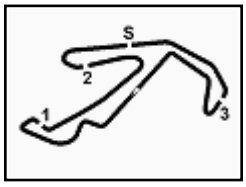

Classifica Gara

Misano Circuit Sic 58 4.227 m

Giri 30 = 126,810 km - Media 123,472 km/h - Tempo di gara 1:01'37.315

	Num.	Conduttore 1 Concorrente	Conduttore 2 Team	Auto	Classe	Giri	Tempo	Dist.	Rel.	Giro Veloce	
1P	95	**PERFETTI Daniele (ITA)** PERFETTI	OKP Alfa Delta Racing Team	GTAm	G2TC2	30	1:01'37.315			10	**1'55.599**
2	85	**RESTELLI Roberto (ITA)** BACHOFEN	**BACHOFEN Peter (CHE) 1'58.970** OKP Alfa Delta Racing Team	GTAm	G2TC2	30	1:01'45.390	**8.075**	**8.075**	23	1'57.089
3	63	**MERCATALI Nicocolò (ITA)** MERCATALI	**MERCATALI Luigi (ITA) 1'59.212** Scuderia Clemente Biondetti	GTAm	G2TC2	30	1:01'47.817	**10.502**	**2.427**	18	1'56.281
4P	111	**ROVERSI Stefano (ITA)** ROVERSI	Scuderia Bologna Corse	GTAm	G2TC2	30	1:02'02.385	**25.070**	**14.568**	18	1'56.750
5P	50	**PETRONE Emilio (ITA) 1'59.834** PETRONE	**BARRI Giacomo (ITA)** Scuderia del Portello	GTAm	G2TC2	30	1:02'57.096	**1'19.781**	**54.711**	9	1'55.828
6P	67	**PRALLER Peter (DEU)** PRALLER	Formula GT	Giulia Sprint GTA	G1GR5	30	1:03'47.432	**2'10.117**	**50.336**	3	2'00.281
7	34	**KAMATA Matteo (ITA)** KAMATA	OKP Alfa Delta Racing Team	GTAm	G2TC2	29	1:01'58.661	**1 Giro**	**1 Giro**	16	1'59.028
8P	98	**BEN Walter (ITA)** BEN	Scuderia Clemente Biondetti	GTAm	G2TC2	29	1:02'14.394	**1 Giro**	**15.733**	20	2'00.912
9	52	**STOJETZ Lukas (DEU) 2'03.539** LABER	**LABER Bernhard (DEU)** Formula GT	GTAm	G2TC2	29	1:02'17.271	**1 Giro**	**2.877**	4	1'59.255
10	188	**BORTOLAMI Massimo (ITA)** ZAMUNER	**ZAMUNER Fabrizio (ITA) 2'07.373** OKP Alfa Delta Racing Team	Giulia Sprint GTA	G2GT1	28	1:02'07.701	**2 Giri**	**1 Giro**	24	2'03.021
11	27	**LUDWIG Jurgen (DEU)** LUDWIG		Giulia Sprint GTA	G1GR5	28	1:02'17.901	**2 Giri**	**10.200**	20	2'04.269
12	40	**ERLICH Michael (CHE)** SWISS HISTORIC RACING TEAM	OKP Alfa Delta Racing Team	Giulia Sprint GTA	FTC16	28	1:02'34.071	**2 Giri**	**16.170**	17	2'06.812
13P	96	**BARBIERI Stefano (ITA) 2'06.382** AMG RS	**GIOVESI Kevin (ITA)** AMG RS	GTAm	G2TC2	28	1:02'37.734	**2 Giri**	**3.663**	8	2'03.893
14	123	**BURATTI Ferderico (ITA)** BURATTI	OKP Alfa Delta Racing Team	GTAm	G2TC2	28	1:02'42.609	**2 Giri**	**4.875**	4	2'06.526
15P	127	**VAN HELLEMBERG HUBAR Sandro (NLD)** VAN HELLEMBERG HUBAR	Pastorelli Classic Cars	Giulia Sprint GTA	FTC16	28	1:02'54.075	**2 Giri**	**11.466**	27	2'07.177
16	90	**SLAMA Franz (AUT)** SLAMA		GTAm	G2TC2	27	1:01'32.844	**3 Giri**	**1 Giro**	19	2'05.488
17P	110	**CARDILLO Benedetto (ITA)** CARDILLO	OKP Alfa Delta Racing Team	GTAm	IGR52	26	1:02'27.587	**4 Giri**	**1 Giro**	26	2'15.369
18	59	**TERRON Domenico (ITA) 2'18.118** MARANELLI	**MARANELLI Marco (ITA)** Motorsport Drive Team	GT Veloce 2000	H1T20	26	1:02'31.821	**4 Giri**	**4.234**	10	2'16.369
19	108	**BRANDOLI Roberto (ITA) 2'16.125** BRANDOLI	**BARBOLINI CIONINI Carlo (ITA)** Circolo della Biella	Giulia Super	HIT16	25	1:02'15.402	**5 Giri**	**1 Giro**	6	2'13.836
20	60	**BINI Mauro (ITA) 2'22.489** FABBRINI	**FABBRINI Carlo (ITA)** Scuderia Clemente Biondetti	GT Veloce 2000	H1T20	25	1:03'07.970	**5 Giri**	**52.568**	3	2'19.049
21	5	**RAIMONDI Renzo (ITA) 2'25.758** RAIMONDI	**RAIMONDI Raffaele (ITA)** Circolo della Biella	Giulietta Spider Veloce	EGTS3	25	1:03'24.832	**5 Giri**	**16.862**	8	2'19.635
22	14	**RAMACCIOTTI Francesco (ITA) 2'27.137** RAMACCIOTTI	**RAVI PINTO Maurizio (ITA)** Scuderia del Grifone	Giulia TI Super	FTC16	24	1:03'17.781	**6 Giri**	**1 Giro**	7	2'26.193
23	87	**BERTINELLI Davide (ITA)** SCUDERIA AB MOTORSPORT	Scuderia AB Motorsport	GTAm	G2TC2	22	45'19.405	**8 Giri**	**2 Giri**	5	1'56.313
			---------- Non Classificati ----------								
RIT	103	**WINKLER Bernd (AUT) 2'06.193** WINKLER	**WINKLER Christoph (AUT)**	GTAm	G2TC2	20	42'46.539	**10 Giri**		3	1'59.977
RIT	112	**VOS Michael (DEU)** VOS		GTAm	G2TC2	19	40'17.135	**11 Giri**		9	1'59.026
RIT	86	**CAPONI Edoardo (ITA) 2'04.387** CAPONI	**SABATINI Fabrizio (ITA)** Jolly Car Squadra Corse	GTAm	G2TC2	18	37'36.518	**12 Giri**		9	1'56.887
RIT	62	**GIMIGNANI Fabio (ITA)** GIMIGNANI	Scuderia Clemente Biondetti	GT Veloce 2000	H1T20	0					

Partenti: 27 Classificati: 23 Non Classificati: 0 Ritirati: 4 Non Partiti: 0

Giro Veloce N. 10 Num. 95 Daniele Perfetti Tempo 1'55.599 Media. 131,638 Km/h

Stewards : Paolo Quaranta Luca Lobina Andrea Lanzarini

	Inizio	Fine
22/10/2023	15:24	16:28

Esposta alle: .....

AR Revival

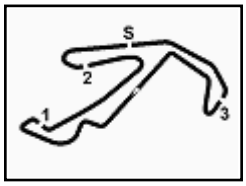

Classifica Gara

Misano Circuit Sic 58 4.227 m

Penalty and Infringment

15.58	**111**	**Roversi**	Time penalty +5 sec for no respect track limit
16.06	**67**	**Praller**	Time penalty +5 sec for contact in T4
16.11	**67**	**Praller**	Time penalty +7.802 sec driver change irregular
16.11	**95**	**Perfetti**	Time penalty +2.974 sec driver change irregular
16.12	**98**	**Ben**	Time penalty +5.346 sec driver change irregular
16.41	**110**	**Cardillo**	Time penalty +10 sec
16.41	**96**	**AMG RS**	Time penalty +10 sec
16.41	**50**	**Petrone**	Time penalty +10 sec
16.42	**111**	**Roversi**	Time penalty +10 sec
16.42	**127**	**van Hellemberg Hubar**	Time penalty +10 sec
16.42	**50**	**Petrone**	Time penalty +25 sec

Stewards : Paolo Quaranta Luca Lobina Andrea Lanzarini

	Inizio	Fine
22/10/2023	15:24	16:28

Esposta alle: .....

AR Revival

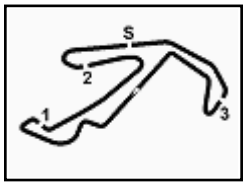

Classifica di Classe Gara

Misano Circuit Sic 58 4.227 m

Classe E/GTS1300

Giri 25 = 105,675 km - Media 99,986 km/h - Tempo di gara 1:03'24.832

	Num.	Conduttore 1 Concorrente	Conduttore 2 Team	Auto	Giri	Tempo	Dist.	Rel.	Giro Veloce	
1	5	**RAIMONDI Renzo (ITA) 2'25.758** RAIMONDI	**RAIMONDI Raffaele (ITA)** Circolo della Biella	Giulietta Spider Veloce	25	1:03'24.832			8	**2'19.635**

Partenti: 1 Classificati: 1 Non Classificati: 0 Ritirati: 0 Non Partiti: 0

Giro Veloce N. 8 Num. 5 Raffaele Raimondi Tempo 2'19.635 Media. 108,978 Km/h

Classe F/TC1600

Giri 28 = 118,356 km - Media 113,499 km/h - Tempo di gara 1:02'34.071

	Num.	Conduttore 1 Concorrente	Conduttore 2 Team	Auto	Giri	Tempo	Dist.	Rel.	Giro Veloce	
1	40	**ERLICH Michael (CHE)** SWISS HISTORIC RACING TEAM	OKP Alfa Delta Racing Team	Giulia Sprint GTA	28	1:02'34.071			17	**2'06.812**
2P	127	**VAN HELLEMBERG HUBAR Sandro (NLD)** VAN HELLEMBERG HUBAR	Pastorelli Classic Cars	Giulia Sprint GTA	28	1:02'54.075	**20.004**	**20.004**	27	2'07.177
3	14	**RAMACCIOTTI Francesco (ITA) 2'27.137** RAMACCIOTTI	**RAVI PINTO Maurizio (ITA)** Scuderia del Grifone	Giulia TI Super	24	1:03'17.781	**4 Giri**	**4 Giri**	7	2'26.193

Partenti: 3 Classificati: 3 Non Classificati: 0 Ritirati: 0 Non Partiti: 0

Giro Veloce N. 17 Num. 40 Michael Erlich Tempo 2'06.812 Media. 119,998 Km/h

Classe G1/GR5 1600

Giri 30 = 126,810 km - Media 119,275 km/h - Tempo di gara 1:03'47.432

	Num.	Conduttore 1 Concorrente	Conduttore 2 Team	Auto	Giri	Tempo	Dist.	Rel.	Giro Veloce	
1P	67	**PRALLER Peter (DEU)** PRALLER	Formula GT	Giulia Sprint GTA	30	1:03'47.432			3	**2'00.281**
2	27	**LUDWIG Jurgen (DEU)** LUDWIG		Giulia Sprint GTA	28	1:02'17.901	**2 Giri**	**2 Giri**	20	2'04.269

Partenti: 2 Classificati: 2 Non Classificati: 0 Ritirati: 0 Non Partiti: 0

Giro Veloce N. 3 Num. 67 Peter Praller Tempo 2'00.281 Media. 126,514 Km/h

Classe G2/GTS1600

Giri 28 = 118,356 km - Media 114,301 km/h - Tempo di gara 1:02'07.701

	Num.	Conduttore 1 Concorrente	Conduttore 2 Team	Auto	Giri	Tempo	Dist.	Rel.	Giro Veloce	
1	188	**BORTOLAMI Massimo (ITA)** ZAMUNER	**ZAMUNER Fabrizio (ITA) 2'07.373** OKP Alfa Delta Racing Team	Giulia Sprint GTA	28	1:02'07.701			24	**2'03.021**

Partenti: 1 Classificati: 1 Non Classificati: 0 Ritirati: 0 Non Partiti: 0

Giro Veloce N. 24 Num. 188 Massimo Bortolami Tempo 2'03.021 Media. 123,696 Km/h

Direttore di Gara : Fabrizio Fondacci

	Inizio	Fine
22/10/2023	15:24	16:28

Esposta alle: .....

AR Revival

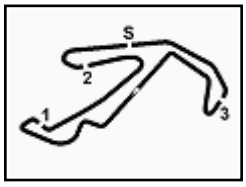

Classifica di Classe Gara

Misano Circuit Sic 58 4.227 m

Classe G2/TC2000

Giri 30 = 126,810 km - Media 123,472 km/h - Tempo di gara 1:01'37.315

	Num.	Conduttore 1 Concorrente	Conduttore 2 Team	Auto	Giri	Tempo	Dist.	Rel.	Giro Veloce	
1P	95	**PERFETTI Daniele (ITA)** PERFETTI	OKP Alfa Delta Racing Team	GTAm	30	1:01'37.315			10	**1'55.599**
2	85	**RESTELLI Roberto (ITA)** BACHOFEN	**BACHOFEN Peter (CHE) 1'58.970** OKP Alfa Delta Racing Team	GTAm	30	1:01'45.390	**8.075**	**8.075**	23	1'57.089
3	63	**MERCATALI Nicocolò (ITA)** MERCATALI	**MERCATALI Luigi (ITA) 1'59.212** Scuderia Clemente Biondetti	GTAm	30	1:01'47.817	**10.502**	**2.427**	18	1'56.281
4P	111	**ROVERSI Stefano (ITA)** ROVERSI	Scuderia Bologna Corse	GTAm	30	1:02'02.385	**25.070**	**14.568**	18	1'56.750
5P	50	**PETRONE Emilio (ITA) 1'59.834** PETRONE	**BARRI Giacomo (ITA)** Scuderia del Portello	GTAm	30	1:02'57.096	**1'19.781**	**54.711**	9	1'55.828
6	34	**KAMATA Matteo (ITA)** KAMATA	OKP Alfa Delta Racing Team	GTAm	29	1:01'58.661	**1 Giro**	**1 Giro**	16	1'59.028
7P	98	**BEN Walter (ITA)** BEN	Scuderia Clemente Biondetti	GTAm	29	1:02'14.394	**1 Giro**	**15.733**	20	2'00.912
8	52	**STOJETZ Lukas (DEU) 2'03.539** LABER	**LABER Bernhard (DEU)** Formula GT	GTAm	29	1:02'17.271	**1 Giro**	**2.877**	4	1'59.255
9P	96	**BARBIERI Stefano (ITA) 2'06.382** AMG RS	**GIOVESI Kevin (ITA)** AMG RS	GTAm	28	1:02'37.734	**2 Giri**	**1 Giro**	8	2'03.893
10	123	**BURATTI Ferderico (ITA)** BURATTI	OKP Alfa Delta Racing Team	GTAm	28	1:02'42.609	**2 Giri**	**4.875**	4	2'06.526
11	90	**SLAMA Franz (AUT)** SLAMA		GTAm	27	1:01'32.844	**3 Giri**	**1 Giro**	19	2'05.488
12	87	**BERTINELLI Davide (ITA)** SCUDERIA AB MOTORSPORT	Scuderia AB Motorsport	GTAm	22	45'19.405	**8 Giri**	**5 Giri**	5	1'56.313
		---------- Non Classificati ----------								
RIT	103	**WINKLER Bernd (AUT) 2'06.193** WINKLER	**WINKLER Christoph (AUT)**	GTAm	20	42'46.539	**10 Giri**		3	1'59.977
RIT	112	**VOS Michael (DEU)** VOS		GTAm	19	40'17.135	**11 Giri**		9	1'59.026
RIT	86	**CAPONI Edoardo (ITA) 2'04.387** CAPONI	**SABATINI Fabrizio (ITA)** Jolly Car Squadra Corse	GTAm	18	37'36.518	**12 Giri**		9	1'56.887

Partenti: 15 Classificati: 12 Non Classificati: 0 Ritirati: 3 Non Partiti: 0

Giro Veloce N. 10 Num. 95 Daniele Perfetti Tempo 1'55.599 Media. 131,638 Km/h

Classe H1/T2000

Giri 26 = 109,902 km - Media 105,455 km/h - Tempo di gara 1:02'31.821

	Num.	Conduttore 1 Concorrente	Conduttore 2 Team	Auto	Giri	Tempo	Dist.	Rel.	Giro Veloce	
1	59	**TERRON Domenico (ITA) 2'18.118** MARANELLI	**MARANELLI Marco (ITA)** Motorsport Drive Team	GT Veloce 2000	26	1:02'31.821			10	**2'16.369**
2	60	**BINI Mauro (ITA) 2'22.489** FABBRINI	**FABBRINI Carlo (ITA)** Scuderia Clemente Biondetti	GT Veloce 2000	25	1:03'07.970	**1 Giro**	**1 Giro**	3	2'19.049
		---------- Non Classificati ----------								
RIT	62	**GIMIGNANI Fabio (ITA)** GIMIGNANI	Scuderia Clemente Biondetti	GT Veloce 2000	0					

Partenti: 3 Classificati: 2 Non Classificati: 0 Ritirati: 1 Non Partiti: 0

Giro Veloce N. 10 Num. 59 Marco Maranelli Tempo 2'16.369 Media. 111,588 Km/h

Classe H2-I/T1600

Giri 25 = 105,675 km - Media 101,844 km/h - Tempo di gara 1:02'15.402

	Num.	Conduttore 1 Concorrente	Conduttore 2 Team	Auto	Giri	Tempo	Dist.	Rel.	Giro Veloce	
1	108	**BRANDOLI Roberto (ITA) 2'16.125** BRANDOLI	**BARBOLINI CIONINI Carlo (ITA)** Circolo della Biella	Giulia Super	25	1:02'15.402			6	**2'13.836**

Partenti: 1 Classificati: 1 Non Classificati: 0 Ritirati: 0 Non Partiti: 0

Giro Veloce N. 6 Num. 108 Carlo Barbolini Cionini Tempo 2'13.836 Media. 113,700 Km/h

Direttore di Gara : Fabrizio Fondacci

	Inizio	Fine
22/10/2023	15:24	16:28

Esposta alle: .....

AR Revival

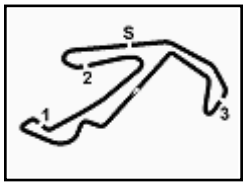

Classifica di Classe Gara

Misano Circuit Sic 58 4.227 m

Classe I/GR5 2000

Giri 26 = 109,902 km - Media 105,574 km/h - Tempo di gara 1:02'27.587

	Num.	Conduttore 1 Concorrente	Conduttore 2 Team	Auto	Giri	Tempo	Dist.	Rel.	Giro Veloce	
1P	**110**	**CARDILLO Benedetto (ITA)** CARDILLO	OKP Alfa Delta Racing Team	GTAm	26	1:02'27.587			26	**2'15.369**

Partenti: 1 Classificati: 1 Non Classificati: 0 Ritirati: 0 Non Partiti: 0

Giro Veloce N. 26 Num. 110 Benedetto Cardillo Tempo 2'15.369 Media. 112,413 Km/h

Direttore di Gara : Fabrizio Fondacci

	Inizio	Fine
22/10/2023	15:24	16:28

Esposta alle: .....

ITALIAN SPEED FESTIVAL

ALFA REVIVAL CUP

Misano MWC World Circuit Marco Simoncelli

AR Revival

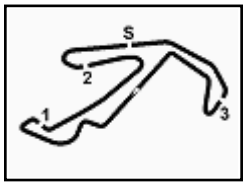

Misano Circuit Sic 58 4.227 m

Contagiri Gara

	Giro																													
	1	2	3	4	5	6	7	8	9	10	11	12	13	14	15	16	17	18	19	20	21	22	23	24	25	26	27	28	29	30
1	50	50	50	50	50	50	50	50	50	95	95	95	95	95	95	50	50	50	50	95	95	95	95	95	95	95	95	95	95	95
2	95	95	87	95	95	95	95	95	95	50	50	50	50	50	50	86	95	95	95	50	50	50	50	50	50	50	111	111	85	85
3	87	87	95	87	87	87	87	87	87	87	111	111	111	111	111	95	67	67	111	111	111	111	111	111	111	111	50	85	111	111
4	111	111	111	111	111	111	111	111	111	111	86	86	86	86	86	67	34	111	87	87	87	63	63	63	63	63	63	63	63	63
5	86	86	86	86	86	86	86	86	86	86	85	85	85	52	67	34	111	87	63	63	63	87	85	85	85	85	85	50	50	50
6	63	63	85	85	85	85	85	85	85	85	52	52	52	67	34	111	87	63	85	85	85	85	67	67	67	67	67	67	67	67
7	85	85	63	63	63	52	52	52	52	52	112	67	67	103	98	87	63	85	67	67	67	67	34	34	34	34	34	34	34	
8	67	52	52	52	52	63	63	63	63	112	67	103	103	34	87	98	86	86	112	34	34	34	52	52	52	52	98	98	98	
9	52	67	67	67	67	67	67	112	112	67	103	112	34	98	63	63	85	34	34	52	52	52	98	98	98	98	52	52	52	
10	112	112	112	112	112	112	112	67	67	103	34	34	98	85	85	85	98	52	52	103	98	98	27	188	188	188	188	188		
11	90	103	103	103	103	103	103	103	103	63	98	98	87	87	52	52	52	112	103	98	27	27	188	27	27	27	27	27		
12	34	34	34	34	34	34	34	34	34	34	96	96	96	63	103	27	112	103	98	27	188	188	40	40	96	96	96	96		
13	103	98	98	98	98	98	98	98	98	98	87	87	63	96	96	112	27	27	27	188	40	40	96	96	40	40	40	40		
14	98	90	90	123	96	96	96	96	96	96	27	63	27	27	27	103	103	98	188	40	96	96	123	127	123	123	123	123		
15	96	96	123	96	123	123	123	27	27	27	123	27	123	123	112	123	123	123	123	123	123	123	127	123	127	127	127	127		
16	123	123	27	27	27	27	27	123	123	123	63	123	112	112	90	90	40	40	40	96	127	127	90	90	90	90	90			
17	27	27	96	40	40	40	40	40	40	40	90	90	90	90	127	40	127	188	96	127	90	90	110	110	110	110				
18	127	40	40	90	90	90	90	90	90	90	127	127	127	127	123	127	188	127	127	90	110	110	59	59	59	59				
19	40	127	127	127	127	127	127	127	127	127	188	40	40	40	40	96	96	96	90	110	59	59	108	108	108					
20	188	188	188	188	188	188	188	188	188	188	40	188	188	188	188	188	90	90	110	59	108	108	60	60	60					
21	108	108	108	108	108	108	108	108	108	108	108	108	59	59	5	5	110	110	59	108	5	60	5	5	5					
22	110	110	110	110	110	110	110	110	110	110	110	110	5	5	110	110	59	59	108	5	60	5	14	14						
23	59	59	59	59	59	59	59	59	59	59	59	59	110	110	59	59	108	108	5	60	14	14								
24	5	5	5	5	5	5	60	60	5	5	5	5	108	108	108	108	5	5	60	14										
25	14	60	60	60	60	60	5	5	60	14	60	60	60	60	60	60	60	60	14											
26	60	14	14	14	14	14	14	14	14	60	14	14	14	14	14	14	14	14												

Final Result			
1	95	PERFETTI (P)	Giri 30
2	85	BACHOFEN	8.075
3	63	MERCATALI	10.502
4	111	ROVERSI (P)	25.070
5	50	PETRONE (P)	1'19.781
6	67	PRALLER (P)	2'10.117
7	34	KAMATA	1 Giro
8	98	BEN (P)	1 Giro
9	52	LABER	1 Giro
10	188	ZAMUNER	2 Giri
11	27	LUDWIG	2 Giri
12	40	SWISS HISTORIC RA	2 Giri
13	96	AMG RS (P)	2 Giri
14	123	BURATTI	2 Giri
15	127	VAN HELLEMBERG H	2 Giri
16	90	SLAMA	3 Giri
17	110	CARDILLO (P)	4 Giri
18	59	MARANELLI	4 Giri
19	108	BRANDOLI	5 Giri
20	60	FABBRINI	5 Giri
21	5	RAIMONDI	5 Giri
22	14	RAMACCIOTTI	6 Giri
23	87	SCUDERIA AB MOTO	8 Giri
RIT	103	WINKLER	10 Giri
RIT	112	VOS	11 Giri
RIT	86	CAPONI	12 Giri
RIT	62	GIMIGNANI	

ITALIAN SPEED FESTIVAL

ALFA REVIVAL CUP

Misano MWC World Circuit Marco Simoncelli

AR Revival

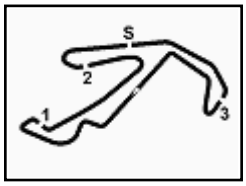

Misano Circuit Sic 58 4.227 m

Pit Times Gara

Inizio: 15:23'59.732 1: 15:43'59.732 / 16:03'59.732

No.	Concorrente	Conduttore		Tempo di gara	Orario Locale	Durata Sosta	Tempo Rif.	Differenza	Penalità
5	Raimondi	R.RAIMONDI	Ingresso Box	38'09.956	16:02'09.688				
			Uscita Box	40'04.617	16:04'04.349	**1'54.661** (1)	1'38.000		
14	Ramacciotti	M.RAVI PINTO	Ingresso Box	24'51.047	15:48'50.779				
		F.RAMACCIOTTI	Uscita Box	26'43.610	15:50'43.342	**1'52.563** (1)	1'38.000		
			Ingresso Box	36'37.500	16:00'37.232				
			Uscita Box	37'55.135	16:01'54.867	**1'17.635** (1)	1'38.000		
27	Ludwig	J.LUDWIG	Ingresso Box	38'20.632	16:02'20.364				
			Uscita Box	40'10.496	16:04'10.228	**1'49.864** (1)	1'38.000		
34	Kamata	M.KAMATA	Ingresso Box	36'35.032	16:00'34.764				
			Uscita Box	38'17.093	16:02'16.825	**1'42.061** (1)	1'38.000		
40	Swiss Historic Racing Team	M.ERLICH	Ingresso Box	23'44.563	15:47'44.295				
			Uscita Box	25'26.078	15:49'25.810	**1'41.515** (1)	1'38.000		
50	Petrone	G.BARRI	Ingresso Box	36'56.673	16:00'56.405				
		E.PETRONE	Uscita Box	38'40.741	16:02'40.473	**1'44.068** (1)	1'38.000		
52	Laber	B.LABER	Ingresso Box	28'09.396	15:52'09.128				
		L.STOJETZ	Uscita Box	29'49.573	15:53'49.305	**1'40.177** (1)	1'38.000		
59	Maranelli	M.MARANELLI	Ingresso Box	32'41.133	15:56'40.865				
		D.TERRON	Uscita Box	34'21.418	15:58'21.150	**1'40.285** (1)	1'38.000		
60	Fabbrini	C.FABBRINI	Ingresso Box	21'27.308	15:45'27.040				
		M.BINI	Uscita Box	23'29.447	15:47'29.179	**2'02.139** (1)	1'38.000		
63	Mercatali	L.MERCATALI	Ingresso Box	20'12.925	15:44'12.657				
		N.MERCATALI	Uscita Box	21'53.436	15:45'53.168	**1'40.511** (1)	1'38.000		
67	Praller	P.PRALLER	Ingresso Box	36'35.771	16:00'35.503				
			Uscita Box	38'09.870	16:02'09.602	**1'34.099** (1)	1'38.000	3.901	**7.802**
85	Bachofen	P.BACHOFEN	Ingresso Box	28'03.258	15:52'02.990				
		R.RESTELLI	Uscita Box	29'50.381	15:53'50.113	**1'47.123** (1)	1'38.000		
86	Caponi	F.SABATINI	Ingresso Box	31'49.906	15:55'49.638				
		E.CAPONI	Uscita Box	33'34.215	15:57'33.947	**1'44.309** (1)	1'38.000		
			Ingresso Box	40'57.488	16:04'57.220				
87	Scuderia AB Motorsport	D.BERTINELLI	Ingresso Box	21'34.052	15:45'33.784				
			Uscita Box	23'43.366	15:47'43.098	**2'09.314** (1)	1'38.000		
90	Slama	F.SLAMA	Ingresso Box	34'43.538	15:58'43.270				
			Uscita Box	36'29.183	16:00'28.915	**1'45.645** (1)	1'38.000		
			Ingresso Box	1:03'59.121	16:27'58.853				
95	Perfetti	D.PERFETTI	Ingresso Box	31'05.537	15:55'05.269				
			Uscita Box	32'42.050	15:56'41.782	**1'36.513** (1)	1'38.000	1.487	**2.974**
96	AMG RS	K.GIOVESI	Ingresso Box	31'43.333	15:55'43.065				
		S.BARBIERI	Uscita Box	34'00.793	15:58'00.525	**2'17.460** (1)	1'38.000		
98	Ben	W.BEN	Ingresso Box	35'24.513	15:59'24.245				
			Uscita Box	36'59.840	16:00'59.572	**1'35.327** (1)	1'38.000	2.673	**5.346**
103	Winkler	C.WINKLER	Ingresso Box	30'28.773	15:54'28.505				
		B.WINKLER	Uscita Box	32'21.883	15:56'21.615	**1'53.110** (1)	1'38.000		
108	Brandoli	C.BARBOLINI CIONINI	Ingresso Box	30'27.173	15:54'26.905				
		R.BRANDOLI	Uscita Box	32'30.247	15:56'29.979	**2'03.074** (1)	1'38.000		
			Ingresso Box	53'49.981	16:17'49.713				
			Uscita Box	55'30.464	16:19'30.196	1'40.483			
110	Cardillo	B.CARDILLO	Ingresso Box	30'15.909	15:54'15.641				
			Uscita Box	31'57.678	15:55'57.410	**1'41.769** (1)	1'38.000		
111	Roversi	S.ROVERSI	Ingresso Box	29'36.969	15:53'36.701				

ITALIAN SPEED FESTIVAL

ALFA REVIVAL CUP

Misano MWC World Circuit Marco Simoncelli

AR Revival

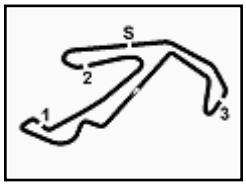

Pit Times Gara

Misano Circuit Sic 58 4.227 m

Inizio: 15:23'59.732 1: 15:43'59.732 / 16:03'59.732

No.	Concorrente	Conduttore		Tempo di gara	Orario Locale	Durata Sosta	Tempo Rif.	Differenza	Penalità
111	Roversi	S.ROVERSI	Uscita Box	31'16.256	15:55'15.988	**1'39.287** (1)	1'38.000		
112	Vos	M.VOS	Ingresso Box	24'14.228	15:48'13.960				
			Uscita Box	26'19.699	15:50'19.431	**2'05.471** (1)	1'38.000		
123	Buratti	F.BURATTI	Ingresso Box	32'13.628	15:56'13.360				
			Uscita Box	33'56.425	15:57'56.157	**1'42.797** (1)	1'38.000		
127	van Hellemberg Hubar	S.VAN HELLEMBERG HU	Ingresso Box	32'30.127	15:56'29.859				
			Uscita Box	34'09.456	15:58'09.188	**1'39.329** (1)	1'38.000		
188	Zamuner	F.ZAMUNER	Ingresso Box	26'12.722	15:50'12.454				
		M.BORTOLAMI	Uscita Box	28'01.024	15:52'00.756	**1'48.302** (1)	1'38.000		

62 Gimignani Fabio Gimignani

ITALIAN SPEED FESTIVAL

ALFA REVIVAL CUP

Misano MWC World Circuit Marco Simoncelli

AR Revival

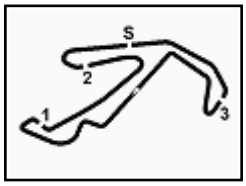

Analisi Tempi Gara

Misano Circuit Sic 58 4.227 m

Start at 15:23'59.732

5 Raimondi (2'19.635)

Giro	Seg.1	Seg.2	Seg.3	Seg.4	T. Giro	km/h	Local Time
			Raffaele Raimondi				
1		34.117	39.614	31.035	2'33.755	141,0	15:26'33.487
2	36.486	33.876	39.829	30.555	2'20.746	141,9	15:28'54.233
3	36.424	34.038	39.641	30.602	2'20.705	143,0	15:31'14.938
4	37.415	34.904	40.573	31.120	2'24.012	141,0	15:33'38.950
5	36.683	35.692	42.615	31.151	2'26.141	141,7	15:36'05.091
6	36.310	33.735	40.226	31.775	2'22.046	**143,2**	15:38'27.137
7	36.475	33.731	39.417	30.451	2'20.074	143,0	15:40'47.211
8	**35.825**	**33.691**	39.396	30.723	**2'19.635**	142,7	15:43'06.846
9	37.183	34.366	40.386	32.203	2'24.138	141,5	15:45'30.984
10	37.252	36.870	41.751	30.547	2'26.420	141,0	15:47'57.404
11	35.858	34.102	39.693	**30.442**	2'20.095	141,5	15:50'17.499
12	36.014	33.787	**39.281**	30.738	2'19.820	142,7	15:52'37.319
13	36.657	34.610	40.110	30.971	2'22.348	141,5	15:54'59.667
14	38.199	35.078	40.135	32.218	2'25.630	140,6	15:57'25.297
15	36.728	35.116	40.263	31.024	2'23.131	141,7	15:59'48.428
16	36.827	35.791	39.732	46.153	2'38.503P	141,7	16:02'26.931
			Renzo Raimondi				
17	2'11.210	37.637	45.922	37.636	4'12.405P	136,7	16:06'39.336
18	50.008	38.254	42.481	36.308	2'47.051	141,7	16:09'26.387
19	42.933	36.971	47.636	36.181	2'43.721	140,6	16:12'10.108
20	40.448	37.635	45.068	34.065	2'37.216	141,2	16:14'47.324
21	38.854	36.433	43.762	33.299	2'32.348	137,6	16:17'19.672
22	37.772	35.428	44.362	37.003	2'34.565	122,0	16:19'54.237
23	42.838	37.013	42.307	36.090	2'38.248	141,5	16:22'32.485
24	38.101	34.719	40.912	32.026	2'25.758	140,3	16:24'58.243
25	37.974	35.078	40.914	32.355	2'26.321	140,8	16:27'24.564

Tempo di gara 1:03'24.832

14 Ramacciotti (2'26.193)

Giro	Seg.1	Seg.2	Seg.3	Seg.4	T. Giro	km/h	Local Time
			Maurizio Ravi Pinto				
1		34.954	41.231	32.443	2'39.122	135,8	15:26'38.854
2	38.851	35.612	43.769	33.653	2'31.885	134,8	15:29'10.739
3	38.962	34.648	42.577	32.385	2'28.572	136,5	15:31'39.311
4	38.149	36.671	41.516	33.502	2'29.838	135,7	15:34'09.149
5	38.889	35.547	41.349	**31.823**	2'27.608	136,9	15:36'36.757
6	39.631	34.840	41.330	32.884	2'28.685	134,2	15:39'05.442
7	37.762	**34.551**	**41.008**	32.872	**2'26.193**	136,4	15:41'31.635
8	37.951	35.277	41.270	31.978	2'26.476	133,0	15:43'58.111
9	38.571	34.869	41.533	33.756	2'28.729	136,9	15:46'26.840
10	37.999	35.133	41.440	43.096	2'37.668P	136,0	15:49'04.508
			Francesco Ramacciotti				
11	2'11.081	36.687	43.089	33.577	4'04.434P	137,2	15:53'08.942
12	38.208	34.911	41.900	32.898	2'27.917	137,4	15:55'36.859
13	37.863	35.057	42.481	36.080	2'31.481	136,9	15:58'08.340
14	38.771	34.823	42.845	48.380	2'44.819P	138,3	16:00'53.159
15	1'29.959	35.947	50.520	35.422	3'31.848P	125,3	16:04'25.007
16	39.739	35.517	43.669	32.652	2'31.577	133,7	16:06'56.584
17	42.577	37.087	43.460	34.220	2'37.344	136,7	16:09'33.928
18	39.004	35.651	46.142	36.177	2'36.974	137,8	16:12'10.902
19	41.202	36.968	44.910	34.169	2'37.249	135,5	16:14'48.151
20	39.610	34.854	42.061	32.430	2'28.955	138,3	16:17'17.106
21	37.402	34.774	41.562	33.399	2'27.137	136,2	16:19'44.243
22	42.537	35.156	43.251	33.906	2'34.850	137,6	16:22'19.093
23	**37.116**	35.334	43.456	33.065	2'28.971	**138,8**	16:24'48.064
24	38.558	35.771	41.794	33.326	2'29.449	137,1	16:27'17.513

Tempo di gara 1:03'17.781

27 Ludwig (2'04.269)

Giro	Seg.1	Seg.2	Seg.3	Seg.4	T. Giro	km/h	Local Time
			Jurgen Ludwig				
1		31.439	35.857	27.841	2'19.751	163,9	15:26'19.483
2	33.647	30.524	35.995	28.102	2'08.268	163,1	15:28'27.751
3	32.804	30.552	36.105	27.545	2'07.006	163,6	15:30'34.757
4	33.604	31.248	35.984	28.012	2'08.848	163,9	15:32'43.605
5	32.733	30.293	36.177	27.622	2'06.825	164,1	15:34'50.430
6	32.544	30.091	36.007	27.546	2'06.188	163,6	15:36'56.618
7	32.209	30.677	35.868	27.816	2'06.570	**164,6**	15:39'03.188
8	32.785	30.563	36.207	27.565	2'07.120	162,7	15:41'10.308
9	32.633	30.266	36.112	27.986	2'06.997	162,4	15:43'17.305
10	32.098	30.211	36.924	27.862	2'07.095	161,7	15:45'24.400
11	32.983	30.487	36.011	27.495	2'06.976	162,4	15:47'31.376
12	33.338	31.142	36.059	28.596	2'09.135	163,9	15:49'40.511
13	33.538	30.244	35.863	27.395	2'07.040	163,1	15:51'47.551
14	33.328	30.490	35.889	28.160	2'07.867	162,9	15:53'55.418
15	32.789	30.098	35.577	27.174	2'05.638	164,1	15:56'01.056
16	31.973	29.802	35.592	28.322	2'05.689	**164,6**	15:58'06.745
17	32.428	29.725	35.662	27.710	2'05.525	163,4	16:00'12.270
18	32.609	30.981	36.322	42.397	2'22.309P	162,7	16:02'34.579
19	1'59.133	30.261	35.918	27.599	3'32.911P	162,2	16:06'07.490
20	31.805	29.748	**35.367**	27.349	**2'04.269**	162,9	16:08'11.759
21	32.103	30.207	35.478	27.446	2'05.234	163,1	16:10'16.993
22	32.595	32.566	44.617	34.271	2'24.049	126,3	16:12'41.042
23	49.139	49.864	56.235	31.368	3'06.606	103,2	16:15'47.648
24	32.517	31.477	35.893	**26.995**	2'06.882	164,4	16:17'54.530
25	32.075	29.727	36.026	27.357	2'05.185	163,4	16:19'59.715
26	32.612	30.160	36.443	27.025	2'06.240	162,2	16:22'05.955
27	31.888	**29.721**	35.815	27.524	2'04.948	163,4	16:24'10.903
28	**31.763**	30.015	35.491	29.461	2'06.730	**164,6**	16:26'17.633

Tempo di gara 1:02'17.901

34 Kamata (1'59.028)

Giro	Seg.1	Seg.2	Seg.3	Seg.4	T. Giro	km/h	Local Time
			Matteo Kamata				
1		31.841	35.794	27.811	2'15.350	168,8	15:26'15.082
2	32.835	29.970	33.970	27.098	2'03.873	166,4	15:28'18.955
3	31.429	29.386	34.002	26.731	2'01.548	164,1	15:30'20.503
4	31.253	29.092	33.905	26.933	2'01.183	164,6	15:32'21.686
5	31.152	29.043	33.929	27.097	2'01.221	165,4	15:34'22.907
6	31.145	29.087	33.502	26.679	2'00.413	166,2	15:36'23.320
7	30.641	29.095	33.815	26.740	2'00.291	168,2	15:38'23.611
8	31.059	29.407	33.867	27.002	2'01.335	165,1	15:40'24.946
9	33.903	29.240	33.988	26.727	2'03.858	165,1	15:42'28.804
10	31.076	29.442	34.608	27.124	2'02.250	166,9	15:44'31.054
11	30.979	29.461	33.582	26.662	2'00.684	165,6	15:46'31.738
12	31.162	29.259	33.996	26.647	2'01.064	166,2	15:48'32.802
13	30.902	29.114	34.091	26.744	2'00.851	163,9	15:50'33.653
14	30.970	28.923	33.585	26.932	2'00.410	165,6	15:52'34.063
15	31.645	29.477	33.872	**26.286**	2'01.280	167,4	15:54'35.343
16	**30.456**	28.809	**33.172**	26.591	**1'59.028**	168,8	15:56'34.371
17	31.430	28.767	33.808	26.590	2'00.595	165,1	15:58'34.966
18	31.236	28.921	34.051	1'41.811	3'16.019P	163,6	16:01'50.985
19	46.876	29.763	43.148	28.252	2'28.039P	130,8	16:04'19.024
20	30.497	29.074	33.572	26.399	1'59.542	164,9	16:06'18.566
21	30.542	29.160	33.836	26.802	2'00.340	165,4	16:08'18.906
22	30.841	29.127	33.385	27.006	2'00.359	167,2	16:10'19.265
23	32.249	29.872	44.141	35.119	2'21.381	130,9	16:12'40.646
24	48.939	49.841	56.520	30.973	3'06.273	104,7	16:15'46.919
25	31.163	29.151	33.655	26.751	2'00.720	168,2	16:17'47.639
26	30.898	28.725	33.752	26.866	2'00.241	166,9	16:19'47.880
27	40.300	29.073	33.556	26.621	2'09.550	166,2	16:21'57.430
28	30.752	28.737	34.169	27.544	2'01.202	**170,1**	16:23'58.632
29	31.103	**28.695**	33.372	26.591	1'59.761	166,7	16:25'58.393

Tempo di gara 1:01'58.661

40 Swiss Historic Racing Team (2'06.812)

Giro	Seg.1	Seg.2	Seg.3	Seg.4	T. Giro	km/h	Local Time

22/10/2023 P = Box In/Out - C = Tempo Invalidato

ITALIAN SPEED FESTIVAL

ALFA REVIVAL CUP

Misano World Circuit Marco Simoncelli

AR Revival

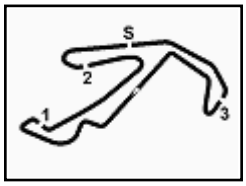

Analisi Tempi Gara

Misano Circuit Sic 58 4.227 m

Start at 15:23'59.732

Tempo di gara 1:02'22.096 + 35.000Pen

Michael Erlich

1		31.898	37.325	28.662	2'23.461	160,2	15:26'23.193
2	33.255	30.427	36.244	27.932	2'07.858	160,2	15:28'31.051
3	32.977	30.619	36.211	28.104	2'07.911	160,7	15:30'38.962
4	32.942	30.208	36.377	28.004	2'07.531	162,2	15:32'46.493
5	33.196	30.039	36.146	28.193	2'07.574	161,9	15:34'54.067
6	33.217	30.162	36.898	27.847	2'08.124	162,2	15:37'02.191
7	33.202	30.664	36.312	27.951	2'08.129	161,4	15:39'10.320
8	33.534	30.427	36.601	28.023	2'08.585	161,0	15:41'18.905
9	33.272	30.351	36.585	28.122	2'08.330	161,0	15:43'27.235
10	34.312	30.664	36.435	28.284	2'09.695	161,4	15:45'36.930
11	33.344	30.352	36.837	1'35.618	3'16.151P	160,5	15:48'53.081
12	58.217	31.034	36.765	28.486	2'34.502P	159,5	15:51'27.583
13	33.728	30.412	36.644	30.509	2'11.293	160,2	15:53'38.876
14	34.985	30.466	36.528	28.276	2'10.255	160,5	15:55'49.131
15	33.251	30.238	36.762	28.198	2'08.449	161,4	15:57'57.580
16	33.259	30.094	36.136	28.201	2'07.690	163,6	16:00'05.270
17	32.935	**29.836**	**35.918**	28.123	**2'06.812**	162,7	16:02'12.082
18	33.160	30.314	36.305	28.842	2'08.621	163,1	16:04'20.703
19	34.064	31.182	36.976	28.120	2'10.342	**163,9**	16:06'31.045
20	32.849	32.172	36.483	**27.758**	2'09.262	163,4	16:08'40.307
21	**32.651**	30.433	35.959	27.990	2'07.033	162,7	16:10'47.340
22	33.353	30.070	36.578	28.081	2'08.082	161,2	16:12'55.422
23	37.980	51.429	54.776	30.335	2'54.520	95,7	16:15'49.942
24	33.707	30.561	36.111	28.240	2'08.619	162,9	16:17'58.561
25	34.233	30.742	36.857	28.128	2'09.960	161,7	16:20'08.521
26	32.832	30.188	36.662	28.967	2'08.649	161,7	16:22'17.170
27	32.704	30.908	36.106	28.067	2'07.785	162,9	16:24'24.955
28	33.036	30.294	37.168	28.350	2'08.848	160,5	16:26'33.803

Tempo di gara 1:02'34.071

50 Petrone (1'55.828)

Giro	Seg.1	Seg.2	Seg.3	Seg.4	T. Giro	km/h	Local Time
			Giacomo Barri				
1		28.802	32.712	25.946	2'00.927	170,6	15:26'00.659
2	29.985	28.512	32.602	25.705	1'56.804	170,1	15:27'57.463
3	29.786	28.437	32.569	25.828	1'56.620	170,1	15:29'54.083
4	30.040	28.294	32.360	25.644	1'56.338	170,6	15:31'50.421
5	29.713	28.402	32.610	25.610	1'56.335	170,1	15:33'46.756
6	29.948	28.353	32.375	26.631	1'57.307	170,6	15:35'44.063
7	29.841	28.219	32.382	25.761	1'56.203	171,2	15:37'40.266
8	**29.613**	28.319	32.537	25.517	1'55.986	171,7	15:39'36.252
9	29.891	27.909	32.568	**25.460**	**1'55.828**	170,1	15:41'32.080
10	29.788	28.323	32.420	25.802	1'56.333	171,2	15:43'28.413
11	31.162	28.067	32.593	26.126	1'57.948	173,1	15:45'26.361
12	29.775	27.977	32.556	25.635	1'55.943	171,7	15:47'22.304
13	30.602	27.989	**32.344**	26.117	1'57.052	**173,6**	15:49'19.356
14	30.234	**27.875**	32.746	25.731	1'56.586	173,4	15:51'15.942
15	30.067	28.239	32.421	26.193	1'56.920	172,2	15:53'12.862
16	30.072	28.030	32.635	25.538	1'56.275	170,3	15:55'09.137
17	29.759	29.028	32.791	25.647	1'57.225	172,2	15:57'06.362
18	30.473	28.028	32.511	25.559	1'56.571	170,3	15:59'02.933
19	29.853	28.159	32.794	1'43.104	3'13.910P	170,3	16:02'16.843
			Emilio Petrone				
20	45.797	29.496	33.970	26.957	2'16.220P	168,2	16:04'33.063
21	30.869	29.196	33.212	26.850	2'00.127	169,3	16:06'33.190
22	31.890	29.680	33.536	26.905	2'02.011	169,0	16:08'35.201
23	31.601	29.259	33.446	26.700	2'01.006	170,3	16:10'36.207
24	31.581	29.644	35.538	29.220	2'05.983	157,9	16:12'42.190
25	48.639	49.915	56.117	31.056	3'05.727	99,4	16:15'47.917
26	31.146	28.745	33.898	27.345	2'01.134	168,8	16:17'49.051
27	31.030	29.000	33.378	26.426	1'59.834	170,1	16:19'48.885
28	33.516	29.609	33.265	26.842	2'03.232	168,5	16:21'52.117
29	1'00.152	29.166	33.870	26.329	2'29.517	169,5	16:24'21.634
30	31.138	28.894	33.881	26.281	2'00.194	169,3	16:26'21.828

52 Laber (1'59.255)

Giro	Seg.1	Seg.2	Seg.3	Seg.4	T. Giro	km/h	Local Time
			Bernhard Laber				
1		29.122	34.210	26.159	2'08.959	**177,3**	15:26'08.691
2	31.311	29.053	33.589	26.366	2'00.319	173,6	15:28'09.010
3	**30.879**	28.588	33.776	26.118	1'59.361	172,5	15:30'08.371
4	31.068	**28.334**	33.618	26.235	**1'59.255**	173,4	15:32'07.626
5	30.963	28.535	**33.438**	26.903	1'59.839	173,9	15:34'07.465
6	31.400	29.156	33.859	26.281	2'00.696	172,0	15:36'08.161
7	31.849	28.405	33.964	26.203	2'00.421	173,1	15:38'08.582
8	32.030	31.220	33.603	26.161	2'03.014	172,2	15:40'11.596
9	31.339	28.552	33.869	26.153	1'59.913	170,6	15:42'11.509
10	30.900	28.578	33.889	**26.092**	1'59.459	172,0	15:44'10.968
11	30.940	28.621	33.688	26.562	1'59.811	170,9	15:46'10.779
12	31.476	28.552	33.681	26.410	2'00.119	171,2	15:48'10.898
13	31.102	28.461	33.870	27.943	2'01.376	173,6	15:50'12.274
14	31.389	28.532	34.115	36.967	2'11.003P	171,4	15:52'23.277
			Lukas Stojetz				
15	1'47.014	29.863	34.367	26.483	3'17.727P	173,6	15:55'41.004
16	31.323	30.324	35.001	26.891	2'03.539	172,5	15:57'44.543
17	33.600	31.453	37.742	28.462	2'11.257	166,4	15:59'55.800
18	32.794	30.153	35.894	27.796	2'06.637	165,4	16:02'02.437
19	33.560	32.626	42.756	28.346	2'17.288	143,0	16:04'19.725
20	33.704	32.055	37.935	28.042	2'11.736	172,5	16:06'31.461
21	33.897	30.485	35.527	27.024	2'06.933	170,3	16:08'38.394
22	33.116	30.039	35.189	26.965	2'05.309	171,7	16:10'43.703
23	32.862	30.041	36.013	27.621	2'06.537	165,4	16:12'50.240
24	41.954	50.640	55.394	30.499	2'58.487	98,0	16:15'48.727
25	33.744	29.889	36.330	26.790	2'06.753	174,8	16:17'55.480
26	32.425	29.319	35.601	26.797	2'04.142	168,0	16:19'59.622
27	33.204	30.724	36.231	26.991	2'07.150	172,8	16:22'06.772
28	32.645	29.605	35.379	26.797	2'04.426	169,0	16:24'11.198
29	32.028	30.273	35.532	27.972	2'05.805	173,4	16:26'17.003

Tempo di gara 1:02'17.271

59 Maranelli (2'16.369)

Giro	Seg.1	Seg.2	Seg.3	Seg.4	T. Giro	km/h	Local Time
			Marco Maranelli				
1		33.912	38.500	30.325	2'30.736	145,0	15:26'30.468
2	35.638	33.189	38.853	30.831	2'18.511	143,4	15:28'48.979
3	35.528	32.824	38.597	30.316	2'17.265	146,5	15:31'06.244
4	35.723	34.224	39.147	30.320	2'19.414	147,7	15:33'25.658
5	36.179	33.436	39.263	31.292	2'20.170	147,5	15:35'45.828
6	36.364	33.661	39.281	30.115	2'19.421	**148,8**	15:38'05.249
7	36.420	34.405	52.854	31.214	2'34.893	147,9	15:40'40.142
8	35.102	33.063	39.182	30.608	2'17.955	143,6	15:42'58.097
9	35.406	**32.532**	38.666	30.354	2'16.958	146,5	15:45'15.055
10	**34.715**	32.953	38.584	30.117	**2'16.369**	148,1	15:47'31.424
11	35.602	32.940	39.015	30.319	2'17.876	144,8	15:49'49.300
12	35.236	32.602	39.266	30.060	2'17.164	146,3	15:52'06.464
13	35.281	32.806	39.134	**29.967**	2'17.188	146,5	15:54'23.652
14	36.043	32.849	**38.373**	43.149	2'30.414P	147,5	15:56'54.066
			Domenico Terron				
15	1'51.715	33.126	39.524	30.706	3'35.071P	146,5	16:00'29.137
16	36.525	33.161	39.030	31.237	2'19.953	146,3	16:02'49.090
17	36.332	34.244	39.624	30.699	2'20.899	144,8	16:05'09.989
18	36.015	33.782	40.376	30.766	2'20.939	146,3	16:07'30.928
19	37.617	34.096	39.577	30.469	2'21.759	144,8	16:09'52.687
20	35.979	33.314	44.897	31.549	2'25.739	137,1	16:12'18.426
21	36.519	34.867	45.324	33.582	2'30.292	131,7	16:14'48.718
22	40.159	34.818	40.251	30.394	2'25.622	143,6	16:17'14.340
23	35.275	33.261	39.152	30.540	2'18.228	145,6	16:19'32.568
24	35.933	34.480	39.771	31.612	2'21.796	143,6	16:21'54.364

22/10/2023 P = Box In/Out - C = Tempo Invalidato

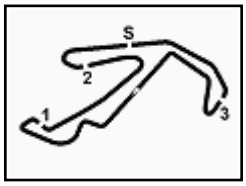

Analisi Tempi Gara

Misano Circuit Sic 58 4.227 m

Start at 15:23'59.732

25	35.542	32.910	39.398	31.221	2'19.071	146,5	16:24'13.435
26	35.312	32.975	39.476	30.355	2'18.118	145,0	16:26'31.553

Tempo di gara 1:02'31.821

60 Fabbrini (2'19.049)

Giro	Seg.1	Seg.2	Seg.3	Seg.4	T. Giro	km/h	Local Time
			Carlo Fabbrini				
1		48.926	40.578	**30.188**	2'47.809	141,0	15:26'47.541
2	35.648	33.043	40.141	30.478	2'19.310	144,0	15:29'06.851
3	35.705	33.216	39.883	30.245	**2'19.049**	143,0	15:31'25.900
4	36.329	33.550	39.975	30.209	2'20.063	143,4	15:33'45.963
5	37.633	33.233	40.000	30.316	2'21.182	141,4	15:36'07.145
6	36.578	33.582	**39.846**	30.210	2'20.216	144,4	15:38'27.361
7	35.492	**32.563**	40.380	30.731	2'19.166	140,3	15:40'46.527
8	**35.454**	32.957	40.419	30.855	2'19.685	139,2	15:43'06.212
9	35.711	33.765	40.765	1'06.067	2'56.308P	135,8	15:46'02.520
			Mauro Bini				
10	1'56.670	38.412	44.025	34.491	3'53.598P	141,7	15:49'56.118
11	39.321	38.021	42.898	34.349	2'34.589	141,9	15:52'30.707
12	38.412	35.022	41.951	32.406	2'27.791	142,5	15:54'58.498
13	39.104	36.417	44.045	33.485	2'33.051	143,4	15:57'31.549
14	39.545	34.437	43.341	32.539	2'29.862	143,4	16:00'01.411
15	39.604	36.123	41.544	34.294	2'31.565	143,6	16:02'32.976
16	36.925	34.109	42.174	35.253	2'28.461	144,6	16:05'01.437
17	40.434	33.822	44.686	32.015	2'30.957	134,7	16:07'32.394
18	37.552	34.644	40.160	31.560	2'23.916	145,0	16:09'56.310
19	36.756	34.226	44.197	34.164	2'29.343	138,8	16:12'25.653
20	40.644	35.601	43.780	33.429	2'33.454	141,0	16:14'59.107
21	37.566	34.368	40.659	31.338	2'23.931	145,7	16:17'23.038
22	37.092	33.455	42.682	31.550	2'24.779	145,2	16:19'47.817
23	39.870	37.060	42.693	32.482	2'32.105	144,4	16:22'19.922
24	37.506	35.380	41.123	31.282	2'25.291	**147,1**	16:24'45.213
25	36.664	33.748	40.967	31.110	2'22.489	143,8	16:27'07.702

Tempo di gara 1:03'07.970

63 Mercatali (1'56.281)

Giro	Seg.1	Seg.2	Seg.3	Seg.4	T. Giro	km/h	Local Time
			Luigi Mercatali				
1		29.805	33.209	26.860	2'07.277	173,4	15:26'07.009
2	31.194	28.686	33.513	26.337	1'59.730	172,2	15:28'06.739
3	30.854	29.583	33.740	26.254	2'00.431	173,9	15:30'07.170
4	31.086	29.010	33.471	26.271	1'59.838	170,1	15:32'07.008
5	30.794	28.794	33.518	27.294	2'00.400	172,5	15:34'07.408
6	32.459	29.454	33.577	26.566	2'02.056	172,2	15:36'09.464
7	32.840	28.777	33.314	26.586	2'01.517	173,4	15:38'10.981
8	31.188	31.248	33.681	27.027	2'03.144	172,5	15:40'14.125
9	30.815	28.814	33.310	26.273	1'59.212	171,4	15:42'13.337
10	31.282	28.575	33.265	39.238	2'12.360P	172,2	15:44'25.697
			Nicocolò Mercatali				
11	1'48.458	27.977	32.856	25.674	3'14.965P	174,2	15:47'40.662
12	30.196	28.425	33.457	27.229	1'59.307	174,2	15:49'39.969
13	30.269	28.049	33.384	26.072	1'57.774	172,2	15:51'37.743
14	30.927	27.995	33.171	28.521	2'00.614	174,2	15:53'38.357
15	30.345	27.961	33.145	25.895	1'57.346	173,6	15:55'35.703
16	30.472	27.880	32.912	25.668	1'56.932	173,9	15:57'32.635
17	30.396	28.080	33.498	26.290	1'58.264	173,9	15:59'30.899
18	30.140	27.827	32.886	**25.428**	**1'56.281**	175,0	16:01'27.180
19	30.499	**27.695**	32.967	25.630	1'56.791	174,2	16:03'23.971
20	30.284	27.925	33.343	25.789	1'57.341	174,5	16:05'21.312
21	**30.085**	27.900	33.135	26.197	1'57.317	174,2	16:07'18.629
22	30.233	28.927	33.407	25.930	1'58.497	173,9	16:09'17.126
23	30.346	27.988	33.250	25.784	1'57.368	173,9	16:11'14.494
24	35.967	31.289	36.628	27.026	2'10.910	162,9	16:13'25.404
25	32.087	32.954	52.669	29.095	2'26.805	84,2	16:15'52.209
26	32.195	28.444	33.336	25.907	1'59.882	**175,3**	16:17'52.091
27	30.814	27.922	**32.847**	25.520	1'57.103	175,0	16:19'49.194
28	33.207	28.494	32.957	25.780	2'00.438	174,2	16:21'49.632
29	30.667	28.189	32.996	26.097	1'57.949	175,0	16:23'47.581
30	31.218	28.080	34.781	25.889	1'59.968	171,2	16:25'47.549

Tempo di gara 1:01'47.817

67 Praller (2'00.281)

Giro	Seg.1	Seg.2	Seg.3	Seg.4	T. Giro	km/h	Local Time
			Peter Praller				
1		29.122	34.101	26.619	2'08.776	**171,2**	15:26'08.508
2	32.476	28.866	**33.635**	27.041	2'02.018	**171,2**	15:28'10.526
3	31.298	28.552	33.945	26.486	**2'00.281**	168,8	15:30'10.807
4	31.554	**28.467**	33.913	26.725	2'00.659	169,3	15:32'11.466
5	31.381	28.850	34.399	26.388	2'01.018	166,7	15:34'12.484
6	31.673	28.880	33.770	26.515	2'00.838	169,3	15:36'13.322
7	**30.926**	29.800	34.039	**26.355**	2'01.120	170,3	15:38'14.442
8	32.188	29.428	34.684	26.556	2'02.856	169,5	15:40'17.298
9	31.255	29.229	34.233	26.808	2'01.525	169,3	15:42'18.823
10	31.176	28.714	34.283	26.592	2'00.765	168,0	15:44'19.588
11	31.292	28.849	33.920	27.011	2'01.072	167,4	15:46'20.660
12	31.461	29.204	33.822	26.826	2'01.313	169,3	15:48'21.973
13	31.297	28.970	34.167	26.913	2'01.347	168,2	15:50'23.320
14	31.553	29.162	34.361	27.503	2'02.579	169,3	15:52'25.899
15	32.457	29.189	34.284	26.782	2'02.712	169,5	15:54'28.611
16	31.821	29.319	34.813	26.934	2'02.887	170,9	15:56'31.498
17	32.069	28.798	34.968	26.993	2'02.828	169,5	15:58'34.326
18	32.397	29.101	34.304	39.604	2'15.406P	**171,2**	16:00'49.732
19	1'41.726	29.531	35.597	26.961	3'13.815P	167,7	16:04'03.547
20	31.762	29.035	34.785	26.500	2'02.082	168,5	16:06'05.629
21	31.167	28.861	34.481	26.751	2'01.260	168,2	16:08'06.889
22	31.555	29.043	34.638	27.137	2'02.373	168,2	16:10'09.262
23	31.558	28.761	37.709	31.590	2'09.618	165,6	16:12'18.880
24	36.703	34.769	45.632	33.906	2'31.010	136,9	16:14'49.890
25	39.621	35.044	36.783	27.535	2'18.983	164,1	16:17'08.873
26	31.854	29.150	34.354	26.743	2'02.101	167,4	16:19'10.974
27	33.682	29.693	34.887	27.307	2'05.569	163,6	16:21'16.543
28	32.459	29.672	35.190	27.455	2'04.776	167,2	16:23'21.319
29	32.413	30.078	35.560	27.980	2'06.031	163,1	16:25'27.350
30	33.084	30.249	35.773	27.906	2'07.012	162,2	16:27'34.362

Tempo di gara 1:03'34.630 + 12.802Pen

85 Bachofen (1'57.089)

Giro	Seg.1	Seg.2	Seg.3	Seg.4	T. Giro	km/h	Local Time
			Peter Bachofen				
1		29.374	33.333	26.559	2'07.299	170,6	15:26'07.031
2	31.480	29.045	33.393	26.332	2'00.250	173,1	15:28'07.281
3	30.505	28.949	33.207	26.309	1'58.970	172,5	15:30'06.251
4	30.823	28.507	33.700	26.096	1'59.126	171,4	15:32'05.377
5	30.740	28.940	33.503	26.889	2'00.072	172,2	15:34'05.449
6	30.713	28.465	33.695	26.695	1'59.568	171,7	15:36'05.017
7	30.677	28.800	33.327	26.650	1'59.454	171,4	15:38'04.471
8	30.725	28.513	33.645	26.235	1'59.118	172,8	15:40'03.589
9	31.102	28.608	33.332	26.261	1'59.303	171,4	15:42'02.892
10	31.205	28.786	33.741	26.701	2'00.433	169,0	15:44'03.325
11	31.104	29.042	33.976	26.430	2'00.552	170,3	15:46'03.877
12	30.847	28.553	34.029	27.151	2'00.580	172,2	15:48'04.457
13	31.758	29.241	33.900	26.254	2'01.153	171,2	15:50'05.610
14	31.273	29.693	33.867	1'44.218	3'19.051P	170,6	15:53'24.661
			Roberto Restelli				
15	45.896	28.560	33.120	25.831	2'13.407P	172,0	15:55'38.068
16	30.354	28.932	32.743	**25.712**	1'57.741	173,4	15:57'35.809
17	30.252	28.626	32.841	25.775	1'57.494	173,6	15:59'33.303
18	30.630	28.657	**32.563**	25.786	1'57.636	173,1	16:01'30.939
19	30.172	28.440	32.934	25.767	1'57.313	173,6	16:03'28.252
20	30.007	28.480	32.934	25.925	1'57.346	173,6	16:05'25.598

22/10/2023 P = Box In/Out - C = Tempo Invalidato

ITALIAN SPEED FESTIVAL

ALFA REVIVAL CUP

Misano MWC World Circuit Marco Simoncelli

AR Revival

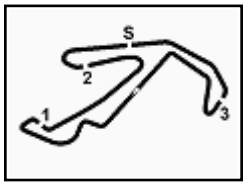

Analisi Tempi Gara

Misano Circuit Sic 58 4.227 m

Start at 15:23'59.732

21	**29.877**	**28.168**	33.388	25.948	1'57.381	174,5	16:07'22.979
22	30.972	28.186	32.996	26.317	1'58.471	**174,8**	16:09'21.450
23	30.340	28.261	32.762	25.726	**1'57.089**	173,4	16:11'18.539
24	32.313	31.282	36.590	27.562	2'07.747	168,0	16:13'26.286
25	32.589	32.178	52.634	29.019	2'26.420	85,2	16:15'52.706
26	31.923	28.770	33.050	26.348	2'00.091	174,2	16:17'52.797
27	30.695	28.188	32.658	26.097	1'57.638	173,1	16:19'50.435
28	30.818	28.326	32.723	26.264	1'58.131	173,1	16:21'48.566
29	31.027	28.313	32.621	26.563	1'58.524	174,2	16:23'47.090
30	30.667	28.243	32.840	26.282	1'58.032	173,6	16:25'45.122

Tempo di gara 1:01'45.390

86 Caponi (1'56.887)

Giro	Seg.1	Seg.2	Seg.3	Seg.4	T. Giro	km/h	Local Time
			Fabrizio Sabatini				
1		28.914	32.979	26.318	2'05.817	171,7	15:26'05.549
2	30.745	28.893	33.321	26.104	1'59.063	171,4	15:28'04.612
3	30.688	28.453	33.276	26.034	1'58.451	170,9	15:30'03.063
4	30.438	28.689	33.116	25.935	1'58.178	171,2	15:32'01.241
5	30.507	28.502	33.285	26.202	1'58.496	171,4	15:33'59.737
6	30.348	28.498	33.115	25.947	1'57.908	171,2	15:35'57.645
7	30.160	28.834	33.290	26.013	1'58.297	171,2	15:37'55.942
8	30.162	28.604	32.821	25.838	1'57.425	172,0	15:39'53.367
9	30.145	**28.069**	32.832	25.841	**1'56.887**	172,0	15:41'50.254
10	30.289	28.347	**32.652**	25.893	1'57.181	172,5	15:43'47.435
11	**29.850**	28.312			1'57.429	172,0	15:45'44.864
12	30.464	29.073	33.318	26.074	1'58.929	171,7	15:47'43.793
13	30.812	28.337	33.135	25.843	1'58.127	172,0	15:49'41.920
14	31.400	28.408	32.850	**25.788**	1'58.446	**173,9**	15:51'40.366
15	38.525	30.161	36.047	27.240	2'11.973	163,4	15:53'52.339
16	31.376	29.257	34.405	38.182	2'13.220P	166,2	15:56'05.559
			Edoardo Caponi				
17	1'50.197	32.321	36.118	27.668	3'26.304P	160,7	15:59'31.863
18	32.890	29.788	34.408	27.301	2'04.387	166,7	16:01'36.250

Tempo di gara 37'36.518

87 Scuderia AB Motorsport (1'56.313)

Giro	Seg.1	Seg.2	Seg.3	Seg.4	T. Giro	km/h	Local Time
			Davide Bertinelli				
1		28.410	32.599	26.092	2'03.457	173,1	15:26'03.189
2	30.259	27.984	32.459	25.682	1'56.384	173,4	15:27'59.573
3	30.605	27.907	**32.300**	25.730	1'56.542	172,0	15:29'56.115
4	30.099	28.157			1'57.021	172,0	15:31'53.136
5	**29.878**	28.342	32.335	25.758	**1'56.313**	172,5	15:33'49.449
6	30.362	28.100	32.441	25.642	1'56.545	172,2	15:35'45.994
7	30.738	28.049	32.460	**25.521**	1'56.768	172,8	15:37'42.762
8	30.075	27.832	32.489	26.068	1'56.464	172,2	15:39'39.226
9	30.132	27.991	32.973	26.344	1'57.440	172,5	15:41'36.666
10	30.474	28.415	32.797	26.040	1'57.726	172,8	15:43'34.392
11	30.166	28.082	33.260	2'14.988	3'46.496P	170,9	15:47'20.888
12	43.452	28.485	32.963	26.160	2'11.060P	170,6	15:49'31.948
13	29.994	28.037	32.959	26.195	1'57.185	172,0	15:51'29.133
14	30.613	28.152	32.739	25.695	1'57.199	170,9	15:53'26.332
15	30.306	27.971	32.755	25.826	1'56.858	171,4	15:55'23.190
16	29.964	27.948	32.916	25.897	1'56.725	**173,9**	15:57'19.915
17	30.209	27.876	33.093	25.616	1'56.794	171,2	15:59'16.709
18	30.232	**27.793**	32.719	26.196	1'56.940	172,2	16:01'13.649
19	30.717	28.035	33.157	25.950	1'57.859	171,4	16:03'11.508
20	30.579	28.014	33.101	25.814	1'57.508	171,2	16:05'09.016
21	30.454	28.752	32.998	25.784	1'57.988	171,2	16:07'07.004
22	31.061	28.383	32.935	39.754	2'12.133	171,2	16:09'19.137

Tempo di gara 45'19.405

90 Slama (2'05.488)

Giro	Seg.1	Seg.2	Seg.3	Seg.4	T. Giro	km/h	Local Time
			Franz Slama				
1		30.736	**35.405**	28.195	2'14.947	170,9	15:26'14.679
2	32.775	30.918	35.873	29.317	2'08.883	166,4	15:28'23.562
3	34.986	30.326	36.310	28.210	2'09.832	166,7	15:30'33.394
4	36.421	32.375	37.523	28.650	2'14.969	166,7	15:32'48.363
5	33.039	**29.906**	35.631	27.973	2'06.549	169,0	15:34'54.912
6	33.031	30.598	36.563	28.094	2'08.286	**172,0**	15:37'03.198
7	33.433	31.192	35.774	28.377	2'08.776	166,4	15:39'11.974
8	33.165	30.571	35.975	28.174	2'07.885	165,9	15:41'19.859
9	33.236	30.741	36.616	28.150	2'08.743	164,1	15:43'28.602
10	34.468	31.192	36.988	28.304	2'10.952	165,4	15:45'39.554
11	35.429	30.975	37.129	28.816	2'12.349	163,9	15:47'51.903
12	33.830	31.331	37.146	28.366	2'10.673	163,1	15:50'02.576
13	35.158	30.625	36.255	28.728	2'10.766	165,4	15:52'13.342
14	33.487	30.386	38.012	28.757	2'10.642	161,4	15:54'23.984
15	34.217	30.942	36.356	28.449	2'09.964	164,6	15:56'33.948
16	34.715	31.107	37.797	1'43.784	3'27.403P	161,2	16:00'01.351
17	52.444	32.207	37.767	29.113	2'31.531P	156,3	16:02'32.882
18	33.414	30.065	35.904	28.761	2'08.144	171,4	16:04'41.026
19	**32.107**	30.494	35.516	**27.371**	**2'05.488**	166,7	16:06'46.514
20	56.386	38.757	40.308	30.559	2'46.010	153,2	16:09'32.524
21	35.593	32.082	37.873	38.401	2'23.949	160,2	16:11'56.473
22	43.611	36.416	42.432	31.782	2'34.241	140,4	16:14'30.714
23	36.717	32.975	39.948	28.528	2'18.168	149,0	16:16'48.882
24	33.317	31.288	37.342	28.214	2'10.161	160,0	16:18'59.043
25	33.412	31.842	38.974	29.199	2'13.427	157,9	16:21'12.470
26	35.676	31.888	36.557	28.356	2'12.477	162,4	16:23'24.947
27	32.921	30.242	36.400	28.066	2'07.629	167,7	16:25'32.576

Tempo di gara 1:01'32.844

95 Perfetti (1'55.599)

Giro	Seg.1	Seg.2	Seg.3	Seg.4	T. Giro	km/h	Local Time
			Daniele Perfetti				
1		28.412	32.782	25.989	2'03.081	175,3	15:26'02.813
2	30.260	27.967	32.493	25.828	1'56.548	173,6	15:27'59.361
3	31.193	27.816	32.368	25.937	1'57.314	174,8	15:29'56.675
4	**29.900**	27.801	32.722	25.655	1'56.078	**177,9**	15:31'52.753
5	29.928	27.837	32.423	25.599	1'55.787	175,9	15:33'48.540
6	30.324	28.193	**32.175**	25.798	1'56.490	176,2	15:35'45.030
7	30.272	27.841	32.224	25.354	1'55.691	176,5	15:37'40.721
8	30.052	27.723	32.529	25.560	1'55.864	177,0	15:39'36.585
9	30.172	**27.626**	32.604	25.683	1'56.085	176,2	15:41'32.670
10	29.933	27.832	32.519	25.315	**1'55.599**	176,2	15:43'28.269
11	31.598	27.639	32.261	25.807	1'57.305	176,2	15:45'25.574
12	30.319	27.895	32.455	**25.314**	1'55.983	174,8	15:47'21.557
13	31.073	27.941	32.384	26.211	1'57.609	177,0	15:49'19.166
14	30.156	27.950	32.565	25.725	1'56.396	175,9	15:51'15.562
15	30.244	27.878	32.526	26.647	1'57.295	175,6	15:53'12.857
16	30.642	28.119	32.404	1'33.519	3'04.684P	175,9	15:56'17.541
17	45.520	28.190	32.723	26.094	2'12.527P	175,3	15:58'30.068
18	30.307	27.814	33.313	26.646	1'58.080	175,6	16:00'28.148
19	31.275	28.353	33.031	26.136	1'58.795	176,2	16:02'26.943
20	30.469	27.856	33.347	26.215	1'57.887	174,8	16:04'24.830
21	31.005	28.168	33.634	26.205	1'59.012	174,8	16:06'23.842
22	30.945	28.080	32.551	26.110	1'57.686	175,3	16:08'21.528
23	30.983	28.254	32.847	25.914	1'57.998	175,9	16:10'19.526
24	31.051	28.611	45.732	34.720	2'20.114	134,8	16:12'39.640
25	49.049	49.619	56.040	27.183	3'01.891	102,8	16:15'41.531
26	30.895	28.212	32.965	25.919	1'57.991	174,5	16:17'39.522
27	30.714	28.022	33.605	26.057	1'58.398	174,2	16:19'37.920
28	30.571	28.163	33.120	26.110	1'57.964	175,6	16:21'35.884
29	30.324	27.989	33.067	26.454	1'57.834	175,3	16:23'33.718
30	30.775	28.435	33.868	27.277	2'00.355	172,0	16:25'34.073

Tempo di gara 1:01'34.341 + 2.974Pen

22/10/2023 P = Box In/Out - C = Tempo Invalidato

ITALIAN SPEED FESTIVAL

ALFA REVIVAL CUP

Misano World Circuit Marco Simoncelli

AR Revival

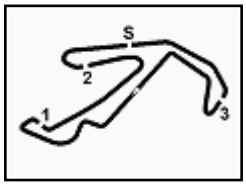

Analisi Tempi Gara

Misano Circuit Sic 58 4.227 m

Start at 15:23'59.732

96 AMG RS (2'03.893)

Giro	Seg.1	Seg.2	Seg.3	Seg.4	T. Giro	km/h	Local Time
			Kevin Giovesi				
1		32.461	37.065	30.252	2'18.182	158,4	15:26'17.914
2	33.179	31.082	34.972	**27.174**	2'06.407	157,4	15:28'24.321
3	33.404	30.109	41.079	27.424	2'12.016	102,7	15:30'36.337
4	32.450	30.173	34.810	27.231	2'04.664	159,1	15:32'41.001
5	32.415	30.226	35.975	27.881	2'06.497	160,5	15:34'47.498
6	32.330	30.091	34.866	27.311	2'04.598	158,1	15:36'52.096
7	32.095	29.997	34.721	27.336	2'04.149	159,1	15:38'56.245
8	32.020	29.864	**34.684**	27.325	**2'03.893**	158,1	15:41'00.138
9	**31.901**	30.256	34.924	27.920	2'05.001	157,2	15:43'05.139
10	32.035	30.125	34.920	27.366	2'04.446	157,4	15:45'09.585
11	32.129	30.127	36.720	27.354	2'06.330	158,4	15:47'15.915
12	32.616	30.251	36.955	27.424	2'07.246	157,0	15:49'23.161
13	32.148	31.257	35.429	29.163	2'07.997	158,6	15:51'31.158
14	32.468	29.961	35.178	30.021	2'07.628	157,9	15:53'38.786
15	33.449	31.649	34.815	38.277	2'18.190P	157,7	15:55'56.976
			Stefano Barbieri				
16	2'27.354	31.770	40.316	31.447	4'10.887P	157,7	16:00'07.863
17	32.941	30.980	36.766	28.819	2'09.506	164,6	16:02'17.369
18	32.848	29.742	36.129	28.461	2'07.180	165,9	16:04'24.549
19	32.474	30.609	36.143	28.820	2'08.046	**167,2**	16:06'32.595
20	33.009	31.610	36.281	28.446	2'09.346	164,9	16:08'41.941
21	33.340	30.279	35.195	28.428	2'07.242	164,6	16:10'49.183
22	33.954	32.171	37.892	29.806	2'13.823	162,2	16:13'03.006
23	35.479	47.791	54.513	30.416	2'48.199	89,5	16:15'51.205
24	32.667	30.609	36.008	28.793	2'08.077	163,6	16:17'59.282
25	33.797	30.066	35.639	28.185	2'07.687	162,9	16:20'06.969
26	32.417	29.957	36.168	28.442	2'06.984	164,1	16:22'13.953
27	33.209	29.760	35.128	29.034	2'07.131	163,4	16:24'21.084
28	33.056	**29.737**	35.065	28.524	2'06.382	165,4	16:26'27.466

Tempo di gara 1:02'27.734 + 10.000Pen

98 Ben (2'00.912)

Giro	Seg.1	Seg.2	Seg.3	Seg.4	T. Giro	km/h	Local Time
			Walter Ben				
1		30.788	36.658	28.251	2'16.652	166,7	15:26'16.384
2	32.681	29.565	36.019	28.736	2'07.001	167,7	15:28'23.385
3	33.924	29.722	34.990	27.338	2'05.974	169,8	15:30'29.359
4	32.669	29.622	34.899	27.797	2'04.987	169,8	15:32'34.346
5	32.208	29.083	34.617	27.415	2'03.323	166,4	15:34'37.669
6	31.884	29.587	35.437	27.435	2'04.343	165,9	15:36'42.012
7	32.979	29.690	34.853	27.798	2'05.320	166,9	15:38'47.332
8	32.398	30.088	34.608	27.268	2'04.362	167,4	15:40'51.694
9	32.338	29.893	35.134	28.438	2'05.803	163,4	15:42'57.497
10	31.955	29.675	34.345	27.483	2'03.458	167,7	15:45'00.955
11	31.917	29.337	34.293	27.169	2'02.716	168,5	15:47'03.671
12	31.954	30.298	36.084	27.614	2'05.950	167,4	15:49'09.621
13	32.076	29.508	34.417	27.469	2'03.470	163,6	15:51'13.091
14	32.074	30.027	35.082	27.038	2'04.221	166,9	15:53'17.312
15	32.209	28.917	34.264	27.095	2'02.485	165,9	15:55'19.797
16	31.495	29.042	35.803	27.377	2'03.717	170,3	15:57'23.514
17	32.596	29.397	34.756	34.856	2'11.605P	166,9	15:59'35.119
18	1'48.181	29.273	**33.939**	27.198	3'18.591P	165,9	16:02'53.710
19	32.083	29.625	35.344	29.015	2'06.067	169,0	16:04'59.777
20	**31.306**	28.729	34.097	26.780	**2'00.912**	168,2	16:07'00.689
21	32.391	29.036	34.313	27.025	2'02.765	168,0	16:09'03.454
22	31.804	28.937	34.476	27.056	2'02.273	166,4	16:11'05.727
23	33.872	29.492	36.240	31.878	2'11.482	168,8	16:13'17.209
24	37.612	33.903	53.345	30.922	2'35.782	91,4	16:15'52.991
25	34.633	29.434	34.061	28.115	2'06.243	171,4	16:17'59.234
26	31.771	28.835	34.399	27.016	2'02.021	168,0	16:20'01.255
27	32.322	29.347	35.147	**26.707**	2'03.523	171,7	16:22'04.778
28	31.897	**28.587**	34.152	27.151	2'01.787	**172,2**	16:24'06.565
29	31.760	29.157	34.300	26.998	2'02.215	170,9	16:26'08.780

Tempo di gara 1:02'09.048 + 5.346Pen

103 Winkler (1'59.977)

Giro	Seg.1	Seg.2	Seg.3	Seg.4	T. Giro	km/h	Local Time
			Christoph Winkler				
1		30.606	35.896	27.739	2'15.627	168,5	15:26'15.359
2	32.996	29.156	34.135	**26.509**	2'02.796	168,5	15:28'18.155
3	31.066	**28.567**	33.726	26.618	**1'59.977**	168,2	15:30'18.132
4	31.226	29.065	33.590	26.554	2'00.435	168,8	15:32'18.567
5	31.577	29.374	33.670	26.762	2'01.383	168,2	15:34'19.950
6	31.099	28.837	33.578	26.640	2'00.154	168,8	15:36'20.104
7	31.070	28.976	33.705	26.561	2'00.312	**170,9**	15:38'20.416
8	30.884	28.959	34.270	27.063	2'01.176	170,1	15:40'21.592
9	30.801	28.860	34.044	26.885	2'00.590	167,7	15:42'22.182
10	30.856	28.850	33.635	26.684	2'00.025	167,7	15:44'22.207
11	**30.712**	29.222	**33.542**	27.023	2'00.499	168,5	15:46'22.706
12	31.010	29.115	34.023	26.600	2'00.748	166,9	15:48'23.454
13	30.841	29.042	33.894	26.663	2'00.440	170,1	15:50'23.894
14	31.384	29.231	34.327	27.204	2'02.146	170,1	15:52'26.040
15	32.792	29.678	33.867	1'48.105	3'24.442P	170,1	15:55'50.482
			Bernd Winkler				
16	54.465	30.097	35.322	28.317	2'28.201P	167,2	15:58'18.683
17	32.547	30.032	37.100	27.754	2'07.433	164,4	16:00'26.116
18	32.955	29.949	35.392	28.561	2'06.857	167,4	16:02'32.973
19	32.380	29.970	35.725	29.030	2'07.105	166,9	16:04'40.078
20	32.485	30.318	35.428	27.962	2'06.193	165,9	16:06'46.271

Tempo di gara 42'46.539

108 Brandoli (2'13.836)

Giro	Seg.1	Seg.2	Seg.3	Seg.4	T. Giro	km/h	Local Time
			Carlo Barbolini Cionini				
1		32.464	38.296	29.855	2'26.898	154,7	15:26'26.630
2	35.119	32.221	38.145	29.709	2'15.194	154,1	15:28'41.824
3	34.934	32.599	38.276	29.629	2'15.438	**155,2**	15:30'57.262
4	34.586	32.526	38.768	29.726	2'15.606	152,5	15:33'12.868
5	35.074	**31.953**	**37.636**	29.558	2'14.221	154,1	15:35'27.089
6	**34.203**	31.985	38.118	**29.530**	**2'13.836**	152,1	15:37'40.925
7	37.691	32.104	41.153	30.046	2'20.994	133,5	15:40'01.919
8	36.041	32.104	41.189	31.439	2'20.773	128,9	15:42'22.692
9	35.541	33.111	38.294	30.149	2'17.095	151,7	15:44'39.787
10	34.343	32.415	39.279	29.824	2'15.861	149,2	15:46'55.648
11	34.455	32.587	39.097	30.746	2'16.885	150,4	15:49'12.533
12	35.097	36.304	40.880	31.210	2'23.491	144,8	15:51'36.024
13	48.656	41.437	49.212	2'11.942	4'31.247P	126,6	15:56'07.271
			Roberto Brandoli				
14	47.217	32.563	40.874	30.234	2'30.888P	148,1	15:58'38.159
15	35.490	31.955	38.998	29.920	2'16.363	153,2	16:00'54.522
16	35.033	32.281	39.088	29.723	2'16.125	153,0	16:03'10.647
17	35.627	32.386	39.498	30.933	2'18.444	151,5	16:05'29.091
18	35.316	33.004	43.160	30.075	2'21.555	137,9	16:07'50.646
19	37.588	32.628	39.340	30.493	2'20.049	152,3	16:10'10.695
20	35.170	32.857	45.527	34.604	2'28.158	126,6	16:12'38.853
21	46.009	35.304	41.693	31.767	2'34.773	146,7	16:15'13.626
22	36.386	32.586	54.790	1'52.836	3'56.598P	95,7	16:19'10.224
23	43.678	32.638	39.625	32.322	2'28.263P	150,8	16:21'38.487
24	35.096	32.442	41.251	29.773	2'18.562	151,3	16:23'57.049
25	35.896	33.252	38.937	30.000	2'18.085	149,6	16:26'15.134

Tempo di gara 1:02'15.402

110 Cardillo (2'15.369)

Giro	Seg.1	Seg.2	Seg.3	Seg.4	T. Giro	km/h	Local Time
			Benedetto Cardillo				
1		32.481	39.422	30.212	2'29.522	160,5	15:26'29.254
2	36.078	**31.706**	39.231	29.812	2'16.827	161,0	15:28'46.081
3	35.973	32.748	39.181	29.981	2'17.883	160,2	15:31'03.964

22/10/2023 P = Box In/Out - C = Tempo Invalidato

Analisi Tempi Gara

Start at 15:23'59.732

4	37.534	33.414	39.765	30.037	2'20.750	156,5	15:33'24.714
5	36.625	32.894	39.502	31.052	2'20.073	160,0	15:35'44.787
6	36.957	32.904	39.630	30.282	2'19.773	155,0	15:38'04.560
7	35.840	34.472	39.261	29.990	2'19.563	150,6	15:40'24.123
8	36.579	32.582	38.831	30.366	2'18.358	161,7	15:42'42.481
9	36.235	32.634	39.053	30.537	2'18.459	158,1	15:45'00.940
10	36.520	32.685	39.040	30.694	2'18.939	157,7	15:47'19.879
11	37.889	32.564	39.502	30.491	2'20.446	156,3	15:49'40.325
12	37.021	32.813	39.243	**29.799**	2'18.876	161,0	15:51'59.201
13	35.779	32.221	39.852	1'45.097	3'32.949P	161,7	15:55'32.150
14	51.524	32.295	38.497	31.816	2'34.132P	158,4	15:58'06.282
15	36.566	32.409	38.690	30.325	2'17.990	159,1	16:00'24.272
16	36.937	31.728	38.956	30.642	2'18.263	161,0	16:02'42.535
17	35.744	32.148	40.289	32.104	2'20.285	155,0	16:05'02.820
18	35.959	32.212	39.626	30.544	2'18.341	157,7	16:07'21.161
19	36.813	32.786	38.624	30.361	2'18.584	157,2	16:09'39.745
20	35.909	32.639	44.613	34.837	2'27.998	161,0	16:12'07.743
21	41.344	37.043	45.330	33.764	2'37.481	134,8	16:14'45.224
22	38.067	33.372	40.887	31.399	2'23.725	153,2	16:17'08.949
23	**35.207**	32.324	39.040	30.062	2'16.633	158,8	16:19'25.582
24	35.492	32.402	40.029	30.183	2'18.106	158,8	16:21'43.688
25	36.793	32.206	38.408	30.855	2'18.262	157,9	16:24'01.950
26	35.578	32.061	**37.905**	29.825	**2'15.369**	**164,1**	16:26'17.319

Tempo di gara 1:02'17.587 + 10.000Pen

111 Roversi (1'56.750)

Giro	Seg.1	Seg.2	Seg.3	Seg.4	T. Giro	km/h	Local Time
			Stefano Roversi				
1		28.444	32.754	26.284	2'04.261	173,6	15:26'03.993
2	30.457	28.300	32.859	25.844	1'57.460	174,2	15:28'01.453
3	30.622	28.660	33.070	25.594	1'57.946	172,5	15:29'59.399
4	30.449	28.668	33.090	25.923	1'58.130	174,8	15:31'57.529
5	30.565	28.660	33.191	26.740	1'59.156	173,1	15:33'56.685
6	30.553	28.782	33.863	26.211	1'59.409	172,5	15:35'56.094
7	30.529	28.400	33.588	25.565	1'58.082	175,0	15:37'54.176
8	30.443	28.155	33.025	25.912	1'57.535	173,9	15:39'51.711
9	30.330	28.214	33.039	25.537	1'57.120	173,4	15:41'48.831
10	30.501	28.175	32.759	25.952	1'57.387	175,3	15:43'46.218
11	30.520	**27.933**	32.881	25.850	1'57.184	174,2	15:45'43.402
12	30.286	28.621	33.463	25.482	1'57.852	176,8	15:47'41.254
13	32.132	28.430	33.469	26.013	2'00.044	175,3	15:49'41.298
14	30.940	29.073	32.866	**25.403**	1'58.282	176,5	15:51'39.580
15	30.725	28.646	32.843	37.639	2'09.853P	174,5	15:53'49.433
16	1'48.335	29.924	32.779	25.509	3'16.547P	174,8	15:57'05.980
17	30.512	29.139	**32.500**	25.572	1'57.723	177,0	15:59'03.703
18	**30.175**	28.192	32.597	25.786	**1'56.750**	**178,2**	16:01'00.453
19	30.488	28.427	33.070	26.310	1'58.295	174,5	16:02'58.748
20	30.539	28.415	33.307	26.490	1'58.751	176,5	16:04'57.499
21	31.083	28.238	33.419	25.785	1'58.525	173,9	16:06'56.024
22	31.331	28.408	32.934	25.689	1'58.362	173,6	16:08'54.386
23	30.883	28.938	33.296	25.665	1'58.782	173,9	16:10'53.168
24	31.595	30.347	36.602	30.197	2'08.741	163,1	16:13'01.909
25	36.101	47.626	54.529	29.873	2'48.129	91,8	16:15'50.038
26	31.830	29.003	33.173	25.883	1'59.889	175,0	16:17'49.927
27	30.523	28.322	33.333	26.147	1'58.325	173,9	16:19'48.252
28	31.497	28.102	33.753	25.535	1'58.887	173,6	16:21'47.139
29	31.619	28.787	33.520	26.307	2'00.233	175,3	16:23'47.372
30	30.915	29.025	33.462	26.343	1'59.745	175,0	16:25'47.117

Tempo di gara 1:01'47.385 + 15.000Pen

112 Vos (1'59.026)

Giro	Seg.1	Seg.2	Seg.3	Seg.4	T. Giro	km/h	Local Time
			Michael Vos				
1		32.883	35.090	27.586	2'14.526	174,2	15:26'14.258
2	31.164	28.559	33.779	26.309	1'59.811	169,8	15:28'14.069
3	31.253	28.660	33.939	26.395	2'00.247	169,8	15:30'14.316
4	31.127	**28.069**	33.589	26.499	1'59.284	169,3	15:32'13.600
5	31.329	28.808	**33.524**	26.295	1'59.956	169,5	15:34'13.556
6	31.458	28.316	34.177	26.434	2'00.385	168,2	15:36'13.941
7	31.280	28.828	34.437	26.430	2'00.975	171,4	15:38'14.916
8	31.601	28.571	33.820	26.505	2'00.497	170,6	15:40'15.413
9	**30.818**	28.284	33.700	26.224	**1'59.026**	172,8	15:42'14.439
10	31.284	28.529	33.876	27.071	2'00.760	170,1	15:44'15.199
11	31.464	28.713	34.518	26.777	2'01.472	168,5	15:46'16.671
12	31.470	28.304	33.765	38.106	2'11.645P	170,1	15:48'28.316
13	2'12.846	28.892	34.558	26.734	3'43.030P	170,3	15:52'11.346
14	31.180	28.690	34.834	26.510	2'01.214	169,0	15:54'12.560
15	31.402	28.697	33.821	26.281	2'00.201	172,0	15:56'12.761
16	31.388	28.230	33.945	**26.193**	1'59.756	170,3	15:58'12.517
17	31.552	28.115	33.671	26.347	1'59.685	174,2	16:00'12.202
18	31.204	28.389	33.742	28.141	2'01.476	**174,8**	16:02'13.678
19	31.929	28.650	35.934	26.676	2'03.189	171,2	16:04'16.867

Tempo di gara 40'17.135

123 Buratti (2'06.526)

Giro	Seg.1	Seg.2	Seg.3	Seg.4	T. Giro	km/h	Local Time
			Ferderico Buratti				
1		31.214	36.572	28.097	2'18.519	164,1	15:26'18.251
2	33.923	30.425	36.408	27.954	2'08.710	164,4	15:28'26.961
3	33.205	**29.956**	36.187	**27.505**	2'06.853	**166,4**	15:30'33.814
4	33.221	30.230	**35.432**	27.643	**2'06.526**	164,1	15:32'40.340
5	**32.733**	30.172	36.096	28.833	2'07.834	165,1	15:34'48.174
6	33.267	30.215	35.722	28.099	2'07.303	162,7	15:36'55.477
7	32.914	30.430	35.804	28.360	2'07.508	161,9	15:39'02.985
8	34.133	30.705	36.297	27.808	2'08.943	161,7	15:41'11.928
9	32.921	30.232	35.915	27.759	2'06.827	162,2	15:43'18.755
10	33.138	30.320	36.113	29.373	2'08.944	161,9	15:45'27.699
11	33.504	30.437	36.235	28.259	2'08.435	160,5	15:47'36.134
12	33.590	30.983	36.728	28.022	2'09.323	163,9	15:49'45.457
13	33.068	30.403	37.048	28.828	2'09.347	161,4	15:51'54.804
14	35.001	30.680	36.585	28.518	2'10.784	160,5	15:54'05.588
15	33.720	31.341	36.920	1'47.446	3'29.427P	159,8	15:57'35.015
16	43.888	30.574	36.574	28.160	2'19.196P	161,4	15:59'54.211
17	33.130	30.301	36.087	28.347	2'07.865	161,7	16:02'02.076
18	33.488	31.041	43.360	29.051	2'16.940	152,8	16:04'19.016
19	33.620	31.180	37.390	28.002	2'10.192	161,0	16:06'29.208
20	33.395	33.626	37.022	27.857	2'11.900	163,9	16:08'41.108
21	34.848	31.322	36.264	27.807	2'10.241	163,1	16:10'51.349
22	35.570	34.674	42.547	32.031	2'24.822	135,8	16:13'16.171
23	37.490	34.260	53.583	30.296	2'35.629	93,1	16:15'51.800
24	36.783	30.642	36.985	28.551	2'12.961	161,4	16:18'04.761
25	33.739	30.835	36.856	28.359	2'09.789	159,3	16:20'14.550
26	35.340	30.366	36.343	28.329	2'10.378	162,4	16:22'24.928
27	33.865	30.601	36.888	28.068	2'09.422	161,9	16:24'34.350
28	33.080	30.310	36.571	28.030	2'07.991	160,5	16:26'42.341

Tempo di gara 1:02'42.609

127 van Hellemberg Hubar (2'07.177)

Giro	Seg.1	Seg.2	Seg.3	Seg.4	T. Giro	km/h	Local Time
			Sandro van Hellemberg Hubar				
1		31.694	36.501	28.766	2'22.079	156,5	15:26'21.811
2	33.892	31.390	36.691	28.686	2'10.659	155,4	15:28'32.470
3	33.669	30.786	36.724	29.047	2'10.226	153,2	15:30'42.696
4	33.678	30.680	36.681	28.441	2'09.480	155,6	15:32'52.176
5	33.417	30.883	36.155	28.328	2'08.783	158,6	15:35'00.959
6	33.329	30.894	36.150	28.658	2'09.031	155,2	15:37'09.990
7	33.795	30.768	36.374	28.255	2'09.192	160,0	15:39'19.182
8	33.259	30.946	36.496	28.756	2'09.457	158,8	15:41'28.639
9	33.167	31.120	36.155	28.406	2'08.848	160,2	15:43'37.487
10	33.435	30.518	36.044	28.894	2'08.891	159,3	15:45'46.378

22/10/2023 P = Box In/Out - C = Tempo Invalidato

AR Revival

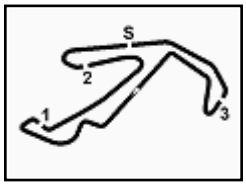

Misano Circuit Sic 58 4.227 m

Analisi Tempi Gara

Start at 15:23'59.732

11	**32.620**	30.512	36.759	28.001	2'07.892	158,1	15:47'54.270
12	32.886	30.772	36.641	28.329	2'08.628	**161,4**	15:50'02.898
13	33.473	31.486	37.299	29.005	2'11.263	155,0	15:52'14.161
14	33.331	30.760	37.263	28.562	2'09.916	158,8	15:54'24.077
15	35.164	30.597	36.398	36.122	2'18.281P	155,8	15:56'42.358
16	1'49.485	30.284	35.931	**27.867**	3'23.567P	155,6	16:00'05.925
17	33.109	30.474	35.711	29.111	2'08.405	161,2	16:02'14.330
18	33.603	30.498	36.179	28.816	2'09.096	156,1	16:04'23.426
19	33.461	30.354	37.098	28.784	2'09.697	161,2	16:06'33.123
20	33.449	30.983	36.530	28.216	2'09.178	157,0	16:08'42.301
21	33.599	31.809	36.160	28.043	2'09.611	160,0	16:10'51.912
22	33.811	36.391	42.540	31.940	2'24.682	140,8	16:13'16.594
23	37.766	34.137	53.500	30.636	2'36.039	96,5	16:15'52.633
24	35.267	30.810	**35.575**	27.919	2'09.571	160,5	16:18'02.204
25	32.819	40.922	36.057	27.961	2'17.759	156,1	16:20'19.963
26	32.957	30.263	37.252	28.626	2'09.098	153,8	16:22'29.061
27	32.776	30.462	35.875	28.064	**2'07.177**	160,7	16:24'36.238
28	33.069	**30.154**	36.025	28.321	2'07.569	157,7	16:26'43.807

Tempo di gara 1:02'44.075 + 10.000Pen

188 Zamuner (2'03.021)

Giro	Seg.1	Seg.2	Seg.3	Seg.4	T. Giro	km/h	Local Time
			Fabrizio Zamuner				
1		32.835	37.054	29.732	2'23.963	154,7	15:26'23.695
2	34.105	31.553	36.487	29.482	2'11.627	153,8	15:28'35.322
3	34.428	31.421	36.471	29.132	2'11.452	151,9	15:30'46.774
4	33.832	31.878	36.171	28.936	2'10.817	152,3	15:32'57.591
5	34.122	31.465	36.326	29.020	2'10.933	152,8	15:35'08.524
6	32.794	31.551	36.064	28.909	2'09.318	152,5	15:37'17.842
7	33.549	31.460	35.979	28.983	2'09.971	152,5	15:39'27.813
8	33.592	31.501	36.084	28.840	2'10.017	151,0	15:41'37.830
9	32.520	30.959	36.440	28.756	2'08.675	151,5	15:43'46.505
10	33.292	31.355	35.646	28.386	2'08.679	152,5	15:45'55.184
11	32.690	30.888	35.440	28.355	2'07.373	154,7	15:48'02.557
12	34.243	31.133	35.897	1'52.111	3'33.384P	154,5	15:51'35.941
			Massimo Bortolami				
13	47.406	30.218	34.915	27.171	2'19.710P	158,8	15:53'55.651
14	31.626	29.876	35.102	27.878	2'04.482	160,7	15:56'00.133
15	31.918	30.135	34.787	28.783	2'05.623	161,2	15:58'05.756
16	31.960	29.606	34.611	27.403	2'03.580	161,4	16:00'09.336
17	32.015	29.940	34.912	28.218	2'05.085	161,4	16:02'14.421
18	32.505	29.833	36.042	28.303	2'06.683	156,7	16:04'21.104
19	32.985	30.289	35.598	27.300	2'06.172	161,7	16:06'27.276
20	32.028	29.853	35.039	27.442	2'04.362	160,5	16:08'31.638
21	32.180	29.615	34.794	27.231	2'03.820	161,7	16:10'35.458
22	33.551	30.095	36.025	28.673	2'08.344	159,8	16:12'43.802
23	47.642	50.533	55.574	31.216	3'04.965	95,2	16:15'48.767
24	31.822	29.250	35.028	**26.921**	**2'03.021**	**163,1**	16:17'51.788
25	32.533	**29.064**	34.688	27.021	2'03.306	162,2	16:19'55.094
26	32.532	30.217	**34.544**	27.050	2'04.343	**163,1**	16:21'59.437
27	**31.444**	29.639	34.998	27.393	2'03.474	161,7	16:24'02.911
28	32.656	29.623	34.696	27.547	2'04.522	161,7	16:26'07.433

Tempo di gara 1:02'07.701

22/10/2023 P = Box In/Out - C = Tempo Invalidato

ITALIAN SPEED FESTIVAL

ALFA REVIVAL CUP

Misano World Circuit Marco Simoncelli

AR Revival

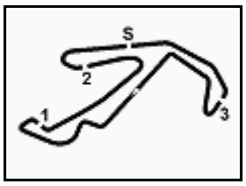

Velocità Gara

Misano Circuit Sic 58 4.227 m

CLASSIFICA

1	95	**PERFETTI** Daniele	GTAm	Giri 30
2	85	**RESTELLI** Roberto	GTAm	8.075
3	63	**MERCATALI** Nicocolò	GTAm	10.502
4	111	**ROVERSI** Stefano	GTAm	25.070
5	50	**PETRONE** Emilio	GTAm	1'19.781
6	67	**PRALLER** Peter	Giulia Sprint GTA	2'10.117
7	34	**KAMATA** Matteo	GTAm	1 Giro
8	98	**BEN** Walter	GTAm	1 Giro
9	52	**STOJETZ** Lukas	GTAm	1 Giro
10	188	**BORTOLAMI** Massimo	Giulia Sprint GTA	2 Giri
11	27	**LUDWIG** Jurgen	Giulia Sprint GTA	2 Giri
12	40	**ERLICH** Michael	Giulia Sprint GTA	2 Giri
13	96	**BARBIERI** Stefano	GTAm	2 Giri
14	123	**BURATTI** Ferderico	GTAm	2 Giri
15	127	**VAN HELLEMBERG HUBAR**	Giulia Sprint GTA	2 Giri
16	90	**SLAMA** Franz	GTAm	3 Giri
17	110	**CARDILLO** Benedetto	GTAm	4 Giri
18	59	**TERRON** Domenico	GT Veloce 2000	4 Giri
19	108	**BRANDOLI** Roberto	Giulia Super	5 Giri
20	60	**BINI** Mauro	GT Veloce 2000	5 Giri
21	5	**RAIMONDI** Renzo	Giulietta Spider Veloce	5 Giri
22	14	**RAMACCIOTTI** Francesco	Giulia TI Super	6 Giri
23	87	**BERTINELLI** Davide	GTAm	8 Giri
RIT	103	**WINKLER** Bernd	GTAm	10 Giri
RIT	112	**VOS** Michael	GTAm	11 Giri
RIT	86	**CAPONI** Edoardo	GTAm	12 Giri
RIT	62	**GIMIGNANI** Fabio	GT Veloce 2000	

SPEED

1	111	**ROVERSI** Stefano	GTAm	178,2
2	95	**PERFETTI** Daniele	GTAm	177,9
3	52	**STOJETZ** Lukas	GTAm	177,3
4	63	**MERCATALI** Nicocolò	GTAm	175,3
5	85	**RESTELLI** Roberto	GTAm	174,8
6	112	**VOS** Michael	GTAm	174,8
7	86	**CAPONI** Edoardo	GTAm	173,9
8	87	**BERTINELLI** Davide	GTAm	173,9
9	50	**PETRONE** Emilio	GTAm	173,6
10	98	**BEN** Walter	GTAm	172,2
11	90	**SLAMA** Franz	GTAm	172,0
12	67	**PRALLER** Peter	Giulia Sprint GTA	171,2
13	103	**WINKLER** Bernd	GTAm	170,9
14	34	**KAMATA** Matteo	GTAm	170,1
15	96	**BARBIERI** Stefano	GTAm	167,2
16	123	**BURATTI** Ferderico	GTAm	166,4
17	27	**LUDWIG** Jurgen	Giulia Sprint GTA	164,6
18	110	**CARDILLO** Benedetto	GTAm	164,1
19	40	**ERLICH** Michael	Giulia Sprint GTA	163,9
20	188	**BORTOLAMI** Massimo	Giulia Sprint GTA	163,1
21	127	**VAN HELLEMBERG HUBAR**	Giulia Sprint GTA	161,4
22	108	**BRANDOLI** Roberto	Giulia Super	155,2
23	59	**TERRON** Domenico	GT Veloce 2000	148,8
24	60	**BINI** Mauro	GT Veloce 2000	147,1
25	5	**RAIMONDI** Renzo	Giulietta Spider Veloce	143,2
26	14	**RAMACCIOTTI** Francesco	Giulia TI Super	138,8

SEG. 1

1	50	**PETRONE** Emilio	29.613
2	86	**CAPONI** Edoardo	29.850
3	85	**RESTELLI** Roberto	29.877
4	87	**BERTINELLI** Davide	29.878
5	95	**PERFETTI** Daniele	29.900
6	63	**MERCATALI** Nicocolò	30.085
7	111	**ROVERSI** Stefano	30.175
8	34	**KAMATA** Matteo	30.456
9	103	**WINKLER** Bernd	30.712
10	112	**VOS** Michael	30.818
11	52	**STOJETZ** Lukas	30.879
12	67	**PRALLER** Peter	30.926
13	98	**BEN** Walter	31.306
14	188	**BORTOLAMI** Massimo	31.444
15	27	**LUDWIG** Jurgen	31.763
16	96	**BARBIERI** Stefano	31.901
17	90	**SLAMA** Franz	32.107
18	127	**VAN HELLEMBERG HU**	32.620
19	40	**ERLICH** Michael	32.651
20	123	**BURATTI** Ferderico	32.733
21	108	**BRANDOLI** Roberto	34.203
22	59	**TERRON** Domenico	34.715
23	110	**CARDILLO** Benedetto	35.207
24	60	**BINI** Mauro	35.454
25	5	**RAIMONDI** Renzo	35.825
26	14	**RAMACCIOTTI** Francesc	37.116

SEG. 2

1	95	**PERFETTI** Daniele	27.626
2	63	**MERCATALI** Nicocolò	27.695
3	87	**BERTINELLI** Davide	27.793
4	50	**PETRONE** Emilio	27.875
5	111	**ROVERSI** Stefano	27.933
6	86	**CAPONI** Edoardo	28.069
7	112	**VOS** Michael	28.069
8	85	**RESTELLI** Roberto	28.168
9	52	**STOJETZ** Lukas	28.334
10	67	**PRALLER** Peter	28.467
11	103	**WINKLER** Bernd	28.567
12	98	**BEN** Walter	28.587
13	34	**KAMATA** Matteo	28.695
14	188	**BORTOLAMI** Massimo	29.064
15	27	**LUDWIG** Jurgen	29.721
16	96	**BARBIERI** Stefano	29.737
17	40	**ERLICH** Michael	29.836
18	90	**SLAMA** Franz	29.906
19	123	**BURATTI** Ferderico	29.956
20	127	**VAN HELLEMBERG HU**	30.154
21	110	**CARDILLO** Benedetto	31.706
22	108	**BRANDOLI** Roberto	31.953
23	59	**TERRON** Domenico	32.532
24	60	**BINI** Mauro	32.563
25	5	**RAIMONDI** Renzo	33.691
26	14	**RAMACCIOTTI** Francesc	34.551

SEG. 3

1	95	**PERFETTI** Daniele	32.175
2	87	**BERTINELLI** Davide	32.300
3	50	**PETRONE** Emilio	32.344
4	111	**ROVERSI** Stefano	32.500
5	85	**RESTELLI** Roberto	32.563
6	86	**CAPONI** Edoardo	32.652
7	63	**MERCATALI** Nicocolò	32.847
8	34	**KAMATA** Matteo	33.172
9	52	**STOJETZ** Lukas	33.438
10	112	**VOS** Michael	33.524
11	103	**WINKLER** Bernd	33.542
12	67	**PRALLER** Peter	33.635
13	98	**BEN** Walter	33.939
14	188	**BORTOLAMI** Massimo	34.544
15	96	**BARBIERI** Stefano	34.684
16	27	**LUDWIG** Jurgen	35.367
17	90	**SLAMA** Franz	35.405
18	123	**BURATTI** Ferderico	35.432
19	127	**VAN HELLEMBERG HU**	35.575
20	40	**ERLICH** Michael	35.918
21	108	**BRANDOLI** Roberto	37.636
22	110	**CARDILLO** Benedetto	37.905
23	59	**TERRON** Domenico	38.373
24	5	**RAIMONDI** Renzo	39.281
25	60	**BINI** Mauro	39.846
26	14	**RAMACCIOTTI** Francesc	41.008

SEG. 4

1	95	**PERFETTI** Daniele	25.314
2	111	**ROVERSI** Stefano	25.403
3	63	**MERCATALI** Nicocolò	25.428
4	50	**PETRONE** Emilio	25.460
5	87	**BERTINELLI** Davide	25.521
6	85	**RESTELLI** Roberto	25.712
7	86	**CAPONI** Edoardo	25.788
8	52	**STOJETZ** Lukas	26.092
9	112	**VOS** Michael	26.193
10	34	**KAMATA** Matteo	26.286
11	67	**PRALLER** Peter	26.355
12	103	**WINKLER** Bernd	26.509
13	98	**BEN** Walter	26.707
14	188	**BORTOLAMI** Massimo	26.921
15	27	**LUDWIG** Jurgen	26.995
16	96	**BARBIERI** Stefano	27.174
17	90	**SLAMA** Franz	27.371
18	123	**BURATTI** Ferderico	27.505
19	40	**ERLICH** Michael	27.758
20	127	**VAN HELLEMBERG HU**	27.867
21	108	**BRANDOLI** Roberto	29.530
22	110	**CARDILLO** Benedetto	29.799
23	59	**TERRON** Domenico	29.967
24	60	**BINI** Mauro	30.188
25	5	**RAIMONDI** Renzo	30.442
26	14	**RAMACCIOTTI** Francesc	31.823

22/10/2023

AR Revival

DEFINITIVA

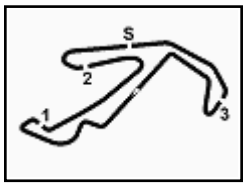

Classifica Qualifiche

Misano Circuit Sic 58 4.227 m

		RAIMONDI	Circolo della Biella	GIULIETTA SPIDER VELOCE	EGTS3	**2'21.173**	26.699	107,791	10
27	**14**	**RAMACCIOTTI Francesco (ITA)**	**RAVI PINTO Maurizio (ITA)**						
		RAMACCIOTTI	Scuderia del Grifone	GIULIA TI SUPER	FTC16	**2'24.621**	30.147	105,221	8

Stewards : Paolo Quaranta Luca Lobina Andrea Lanzarini

	Inizio	Fine
22/10/2023	09:55	10:29

Esposta alle: .....

AR Revival

DEFINITIVA

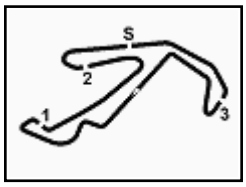

Classifica Qualifiche

Misano Circuit Sic 58 4.227 m

Penalty and Infringment

09.59	**95**	**Perfetti**	Time Deleted (2'08.198) - Exceeded Track Limits - Turn 6
10.01	**87**	**Scuderia AB Motorsport**	Time Deleted (1'59.938) - Exceeded Track Limits - Turn 8
10.11	**90**	**Slama**	Time Deleted (2'05.864) - Exceeded Track Limits - Turn 8
10.22	**95**	**Perfetti**	Time Deleted (1'55.911) - Exceeded Track Limits - Turn 16
10.23	**5**	**Raimondi**	Time Deleted (2'23.831) - Exceeded Track Limits - Turn 16
10.24	**95**	**Perfetti**	Time Deleted (2'10.006) - Exceeded Track Limits - Turn 16
10.26	**52**	**Laber**	Current Lap Deleted - Exceeded Track Limits - Turn 6
10.28	**95**	**Perfetti**	Time Deleted (1'55.086) - Exceeded Track Limits - Turn 16

Fastest Laps Sequence

Num.	Concorrente	Naz	Team	Auto	Local Time	Tempo	Dist.	Media
63	N. **MERCATALI**	ITA	Scuderia Clemente Biondetti	GTAm	09:59'34.757	**1'55.542**		131,703
63	N. **MERCATALI**	ITA	Scuderia Clemente Biondetti	GTAm	10:01'29.932	**1'55.175**	-0.367	132,122
50	E. **PETRONE**	ITA	Scuderia del Portello	GTAm	10:08'19.746	**1'54.474**	-0.701	132,931

Stewards : Paolo Quaranta Luca Lobina Andrea Lanzarini

	Inizio	Fine
22/10/2023	09:55	10:29

Esposta alle: .....

CLASSIFICA INDICE DI PERFORMANCE - INDEX PERFORMANCE CLASSIFICATION

Misano, 21-22 October 2023

Pos.	#	Competitor	Nat.	1° Driver	Nat.	2° Driver	Nat.	Car Model	Class	Coeff	Laps	H	MIN	SEC	Total Time in seconds	Laps Overall	Index	Team
1	5	Raimondi Renzo	IT	Raimondi Renzo	IT	Raimondi Raffaele	IT	Giuletta Spider Veloce	E GTS 1300	0,64	25	1	3	24	3804,000	30	2921,472	Circolo della Biella
2	40	Swiss Historic Racing Team	CH	Erlich Michale	CH			Giulia Sprint GTA	F TC 1600	0,78	28	1	2	34	3754,000	30	3137,271	OKP Alfa Delta Racing Team
3	127	van Hellenberg Hubar Sandro	NL	van Hellenberg Hubar Sandro	NL			Giulia Sprint GTA	F TC 1600	0,78	28	1	2	54	3774,000	30	3153,986	Pastorelli Classic Cars
4	14	Ramacciotti Francesco	IT	Ramacciotti Francesco	IT	Ravi Pinto Maurizio	IT	Giulia TI Super	F TC 1600	0,78	24	1	3	17	3797,000	30	3702,075	Scuderia del Grifone
5	95	Perfetti Daniele	IT	Perfetti Daniele	IT			GTAm	G2 TC 2000	1,02	30	1	1	37	3697,000	30	3770,940	OKP Alfa Delta Racing Team
6	85	Bachofen Peter	CH	Bachofen Peter	CH	Restelli Roberto	IT	GTAm	G2 TC 2000	1,02	30	1	1	45	3705,000	30	3779,100	OKP Alfa Delta Racing Team
7	63	Mercatali Luigi	IT	Mercatali Luigi	IT	Mercatali Niccolò	IT	GTAm	G2 TC 2000	1,02	30	1	1	47	3707,000	30	3781,140	Scuderia Clemente Biondetti
8	111	Roversi Stefano	IT	Roversi Stefano	IT			GTAm	G2 TC 2000	1,02	30	1	2	2	3722,000	30	3796,440	Scuderia Bologna Corse
9	50	Petrone Emilio	IT	Petrone Emilio	IT	Barri Giacomo		GTAm	G2 TC 2000	1,02	30	1	2	57	3777,000	30	3852,540	Scuderia del Portello
10	34	Kamata Matteo	IT	Kamata Matteo	IT			GTAm	G2 TC 2000	1,02	29	1	1	58	3718,000	30	3923,131	OKP Alfa Delta Racing Team
11	98	Ben Walter	IT	Ben Walter	IT			GTAm	G2 TC 2000	1,02	29	1	2	14	3734,000	30	3940,014	Scuderia Clemente Biondetti
12	52	Laber Bernhard	DE	Laber Bernhard	DE	Stojetz Lukas	DE	GTAm	G2 TC 2000	1,02	29	1	2	17	3737,000	30	3943,179	Formula GT
13	96	AMG RS	IT	Barbieri Stefano	IT	Giovesi Kevin	IT	GTAm	G2 TC 2000	1,02	28	1	2	37	3757,000	30	4105,864	AMG RS
14	123	Buratti Federico	IT	Buratti Federico	IT			GTAm	G2 TC 2000	1,02	28	1	2	42	3762,000	30	4111,329	OKP Alfa Delta Racing Team
15	90	Slama Franz	AT	Slama Franz	AT			GTAm	G2 TC 2000	1,02	27	1	1	32	3692,000	30	4184,267	
16	188	Zamuner Fabrizio	IT	Zamuner Fabrizio	IT	Bortolami Massimo	IT	Giulia Sprint GTA	G2 GTS 1600	1,06	28	1	2	7	3727,000	30	4232,807	OKP Alfa Delta Racing Team
17	59	Maranelli Marco	IT	Maranelli Marco	IT	Terron Domenico	IT	GT Veloce 2000	H1 T 2000	1,06	26	1	2	31	3751,000	30	4587,762	Motorsport Drive Team
18	60	Fabbrini Carlo	IT	Fabbrini Carlo	IT	Bini Mauro		GT Veloce 2000	H1 T 2000	1,06	25	1	3	7	3787,000	30	4817,064	Scuderia Clemente Biondetti
19	108	Barbolini Cionini Carlo	IT	Barbolini Cionini Carlo	IT	Brandoli Roberto	IT	Giulia Super	H2 TC 1600	1,11	25	1	2	15	3735,000	30	4975,020	Circolo della Biella
20	67	Praller Peter	DE	Praller Peter	DE			Giulia Sprint GTA	G1 GR.5 1600	1,31	30	1	3	47	3827,000	30	5013,370	Formula GT
21	87	Scuderia AB Motorsport	IT	Bertinelli Davide	IT			GTAm	G2 TC 2000	1,02	22	1	1	37	3697,000	30	5142,191	Scuderia AB Motorsport
22	27	Ludwig Jürgen	DE	Ludwig Jürgen	DE			Giulia Sprint GTA	G1 GR.5 1600	1,31	28	1	2	17	3737,000	30	5245,146	
23	110	Cardillo Bendetto	IT	Cardillo Bendetto	IT			GTAm	I GR.5 2000	1,36	26	1	2	27	3747,000	30	5879,908	OKP Alfa Delta Racing Team