

Red Bull Ring Classics

BG Sportpromotion, Red Bull Ring

Alfa Revival Cup Final results Race

9 - 11 June 2023
Red Bull Ring - 4318 mtr.

Started : 17 Classified : 16 Not Classified : 1

Pos	Nbr	Name / Entrant	Car	Cls	PIC	Gap	Total time	Fastest	In	Avg. Speed
1	95	Daniele Perfetti OKP Alfa Delta Racing Team	GTAm	G2 TC	1	-- 31 laps --	1:00:57.628	1:53.648	5	131.74
2	67	Peter Praller Formula GT	Giulia Sprint GTA	G1 GR5	1	14.605	1:01:12.233	1:53.840	19	131.22
3	100	Mathias Körber OKP Alfa Delta Racing Team	GTAm	G2 TC	2	42.443	1:01:40.071	1:54.725	31	130.23
4	85	Bachofen-Restelli OKP Alfa Delta Racing Team	GTAm	G2 TC	3	1:51.183	1:02:48.811	1:56.374	20	127.86
5	158	Florian Schmidhuber Formula GT	GTAm	G2 TC	4	-- 30 laps --	1:01:23.821	1:57.387	28	126.59
6	86	Sabatini-Caponi Jolly car Squadra Corse	GTAm	G2 TC	5	7.430	1:01:31.252	1:53.463	8	126.33
7	34	Matteo Kamata OKP Alfa Delta Racing Team	GTAm	G2 TC	6	15.537	1:01:39.359	1:55.551	5	126.06
8	188	Zamuner-Bortolami OKP Alfa Delta Racing Team	Giulia Sprint GTA	G2 GTS	1	32.979	1:01:56.801	1:57.905	29	125.46
9	40	Michael Erlich OKP Alfa Delta Racing Team	Giulia Sprint GTA	F TC	1	1:13.682	1:02:37.504	1:59.934	4	124.11
10	96	Giovesi-Barbieri AMG RS	GTAm	G2 TC	7	-- 29 laps --	1:01:04.564	1:54.204	3	123.01
11	43	Liberatore-Zadotti Scuderia del Grifon	Alfetta GT6 2500	ITC	1	1.429	1:01:05.993	1:56.112	9	122.96
12	50	Petrone-Barri Scuderia del Portello	GTAm	G2 TC	8	52.081	1:01:56.645	1:55.418	18	121.29
13	70	Ute Schreiber Formula GT	GTAm	G2 TC	9	-- 27 laps --	1:00:59.712	2:07.349	24	114.68
14	90	Franz Slama Slama Franz	GTAm	G2 TC	10	-- 26 laps --	55:37.393	2:02.431	15	121.10
15	108	Barbolini-Brandoli Circolo della Biella	GT Veloce 2000	H1 T	1	6:53.613	1:02:31.006	2:16.282	4	107.74
16	16	Ramacciotti-Ravi Scuderia del Grifon	Giulia TI Super	F TC	2	7:19.791	1:02:57.184	2:15.982	7	107.00

Not Classified Classification limit (50% of 31 Laps) = 15 Laps

DNC	152	Stefan Schreiber Formula GT	Alfetta GT	H1 TC	-- 12 laps --	24:45.250	2:00.878	7	125.59
-----	-----	--------------------------------	------------	-------	---------------	-----------	----------	---	--------

5 SEC TIME PENALTY FOR #67, #158, - PIT STOP INFRINGEMENT
5 SEC TIME PENALTY FOR #50 - INCORRECT START POSITION

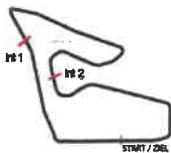
Fastest time : 1:53.463 in lap 8 by nbr. 86 : Sabatini-Caponi(Fabrizio Sabatini) (GTAm)

Publication-time

Results:

Timekeeping by :

 Mag. Hannes Maisel	 Ing. Günther Kremel	 Ing. Günther Frühwirth	 AUSTRIA MOTORSPORT
------------------------	-------------------------	----------------------------	------------------------



Red Bull Ring Classics

BG Sportpromotion, Red Bull Ring

Alfa Revival Cup

Final Class-Result Race

9 - 11 June 2023
Red Bull Ring - 4318 mtr.

Class F TC 1600

Started : 2 Classified : 2 Not Classified : 0

Pos	Nbr	Name / Entrant	Car	Gap	Diff	Total time	Fastest	In
1	40	Michael Erlich OKP Alfa Delta Racing Team	Giulia Sprint GTA	-- 30 laps --		1:02:37.504	1:59.934	4
2	16	Ramacciotti-Ravi Scuderia del Grifon	Giulia TI Super	-- 26 laps --		1:02:57.184	2:15.982	7

Class G1 GR5 1600

Started : 1 Classified : 1 Not Classified : 0

Pos	Nbr	Name / Entrant	Car	Gap	Diff	Total time	Fastest	In
1	67	Peter Praller Formula GT	Giulia Sprint GTA	-- 31 laps --		1:01:12.233	1:53.840	19

Class G2 GTS 1600

Started : 1 Classified : 1 Not Classified : 0

Pos	Nbr	Name / Entrant	Car	Gap	Diff	Total time	Fastest	In
1	188	Zamuner-Bortolami OKP Alfa Delta Racing Team	Giulia Sprint GTA	-- 30 laps --	2:41.060	1:01:56.801	1:57.905	29

Class G2 TC 2000

Started : 10 Classified : 10 Not Classified : 0

Pos	Nbr	Name / Entrant	Car	Gap	Diff	Total time	Fastest	In
1	95	Daniele Perfetti OKP Alfa Delta Racing Team	GTAm	-- 31 laps --		1:00:57.628	1:53.648	5
2	100	Mathias Körber OKP Alfa Delta Racing Team	GTAm	42.443	42.443	1:01:40.071	1:54.725	31
3	85	Bachofen-Restelli OKP Alfa Delta Racing Team	GTAm	1:51.183	1:08.740	1:02:48.811	1:56.374	20
4	158	Florian Schmidhuber Formula GT	GTAm	-- 30 laps --		1:01:23.821	1:57.387	28
5	86	Sabatini-Caponi Jolly car Squadra Corse	GTAm	7.430	7.430	1:01:31.252	1:53.463	8
6	34	Matteo Kamata OKP Alfa Delta Racing Team	GTAm	15.537	8.107	1:01:39.359	1:55.551	5
7	96	Giovesi-Barbieri AMG RS	GTAm	-- 29 laps --		1:01:04.564	1:54.204	3
8	50	Petrone-Barri Scuderia del Portello	GTAm	52.081	52.081	1:01:56.645	1:55.418	18
9	70	Ute Schreiber Formula GT	GTAm	-- 27 laps --		1:00:59.712	2:07.349	24
10	90	Franz Slama Slama Franz	GTAm	-- 26 laps --		55:37.393	2:02.431	15

Class H1 T 2000

Started : 1 Classified : 1 Not Classified : 0

Pos	Nbr	Name / Entrant	Car	Gap	Diff	Total time	Fastest	In
-----	-----	----------------	-----	-----	------	------------	---------	----

Fastest time : 1:53.463 in lap 8 by nbr. 86 : Sabatini-Caponi(Fabrizio Sabatini) (GTAm)

Results:

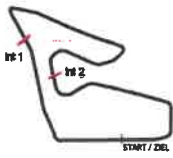
Chief-Steward 	Steward 	Steward
Mag. Hannes Maisel	Ing. Günther Kremel	Ing. Günther Frühwirth

Timekeeping by:

Publication-time



AUSTRIA
MOTORSPORT



Red Bull Ring Classics

BG Sportpromotion, Red Bull Ring

Alfa Revival Cup Final Class-Result Race

9 - 11 June 2023
Red Bull Ring - 4318 mtr.

1	108	Barbolini-Brandoli Circolo della Biella	GT Veloce 2000	-- 26 laps --	1:02:31.006	2:16.282	4
---	-----	--------------------------------------------	----------------	---------------	-------------	----------	---

Class H1 TC 2000

Started : 1 Classified : 0 Not Classified : 1

Pos	Nbr	Name / Entrant	Car	Gap	Diff	Total time	Fastest	In
Not Classified Classification limit (50% of 31 Laps) = 15 Laps								
DNC	152	Stefan Schreiber Formula GT	Alfetta GT	-- 12 laps --		24:45.250	2:00.878	7

Class ITC 2500

Started : 1 Classified : 1 Not Classified : 0

Pos	Nbr	Name / Entrant	Car	Gap	Diff	Total time	Fastest	In
1	43	Liberatore-Zadotti Scuderia del Grifon	Alfetta GT6 2500	-- 29 laps --		1:01:05.993	1:56.112	9

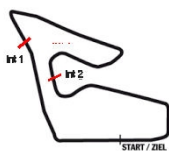
5 SEC TIME PENALTY FOR #67, #158, - PIT STOP INFRINGEMENT
5 SEC TIME PENALTY FOR #50 - INCORRECT START POSITION

Fastest time : 1:53.463 in lap 8 by nbr. 86 : Sabatini-Caponi(Fabrizio Sabatini) (GTAm)

Results:

Timekeeping by :

 Mag. Hannes Maisel	Steward Ing. Günther Kremel	Steward Ing. Günther Frühwirth	Publication-time AUSTRIA MOTORSPORT
------------------------	------------------------------------	---------------------------------------	--------------------------------------------------------------



Red Bull Ring Classics

BG Sportpromotion, Red Bull Ring

9 - 11 June 2023

Red Bull Ring - 4318 mtr.


Starting grid - Alfa Revival Cup - Race

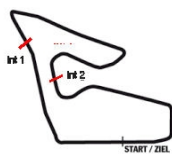
Start Time : 15:40 - Heat Duration : 1 Hour

Pos	Nbr	Name	time		Pos	Nbr	Name	time
17	16	Ramacciotti-Ravi	2:19.539	Row 9				
15	70	Ute Schreiber	2:07.845	Row 8	16	108	Barbolini-Brandoli	2:15.153
13	152	Stefan Schreiber	1:59.560	Row 7	14	90	Franz Slama	2:00.375
11	43	Liberatore-Zadotti	1:57.829	Row 6	12	40	Michael Erlich	1:58.818
9	188	Zamuner-Bortolami	1:57.704	Row 5	10	158	Florian Schmidhuber	1:57.761
7	34	Matteo Kamata	1:55.737	Row 4	8	85	Bachofen-Restelli	1:56.341
5	86	Sabatini-Caponi	1:54.364	Row 3	6	100	Körber-Laber	1:54.599
3	50	Petrone-Barri	1:53.004	Row 2	4	67	Peter Praller	1:53.248
1	95	Daniele Perfetti	1:52.149	Row 1	2	96	Giovesi-Barbieri	1:52.667

Pole Right

----- STARTLINE -----

Results:		Timekeeping by :		Publication-time	
Clerk of the Course		Timekeeper		Time Printed 11-06-2023 - 08:48	
Kevin Kaltenegger		Bernd Jung		 AUSTRIA MOTORSPORT	
Page 1 of 1	Results remain provisional pending technical examination and decisions from the stewards of the meeting				



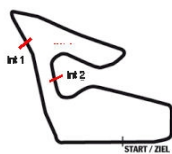
Red Bull Ring Classics

Positions for each lap - Race

Alfa Revival Cup
Positions for each lap

9 - 11 June 2023
Red Bull Ring - 4318 mtr.

Pos	Nr.	Name	1	2	3	4	5	6	7	8	9	10	11	12	13	14	15	16	17	18	19	20
1	95	Daniele Perfetti	96	96	96	96	96	96	96	96	96	96	96	96	96	96	96	96	96	96	95	95
2	67	Peter Praller	67	67	67	67	67	67	95	95	95	95	95	95	95	95	86	86	95	95	67	67
3	100	Mathias Körber	100	100	100	100	100	100	67	67	67	67	67	67	67	86	95	95	67	67	100	100
4	85	Bachofen-Restelli	50	43	95	95	95	95	100	100	86	86	86	86	86	67	67	67	100	100	86	86
5	158	Florian Schmidhuber	43	95	43	86	86	86	86	86	100	100	100	100	100	100	100	100	86	86	85	85
6	86	Sabatini-Caponi	95	50	86	43	43	34	34	34	34	43	43	43	43	43	85	85	85	85	158	158
7	34	Matteo Kamata	85	85	50	50	34	43	43	43	43	34	85	85	85	85	158	158	158	158	96	96
8	188	Zamuner- Bortolami	34	34	34	34	50	85	85	85	85	85	158	158	158	158	43	43	43	43	43	43
9	40	Michael Erlich	90	86	85	85	85	50	158	158	158	158	188	188	188	188	40	40	188	188	188	188
10	96	Giovesi-Barbieri	40	90	40	40	40	158	40	40	188	188	40	40	40	40	188	188	40	40	40	34
11	43	Liberatore-Zadotti	158	40	158	158	158	40	188	188	40	40	152	152	34	34	34	34	34	34	34	40
12	50	Petrone-Barri	188	158	188	188	188	188	152	152	152	152	90	90	90	90	90	90	90	90	90	90
13	70	Ute Schreiber	152	188	90	90	152	152	90	90	90	90	34	34	108	50	50	50	50	50	50	50
14	90	Franz Slama	86	152	152	152	90	90	70	70	70	70	70	70	70	70	70	70	70	70	70	70
15	108	Barbolini- Brandoli	70	70	70	70	70	70	16	16	50	50	16	108	50	108	108	108	108	108	108	108
16	16	Ramacciotti-Ravi	16	16	16	16	108	16	108	108	16	16	108	50	16	16	16	16	16	16	16	16
17	152	Stefan Schreiber	108	108	108	108	16	108	50	50	108	108	50	16								



Red Bull Ring Classics

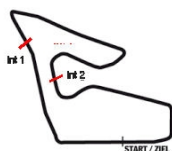
Positions for each lap - Race

Alfa Revival Cup

Positions for each lap

9 - 11 June 2023
Red Bull Ring - 4318 mtr.

Pos	Nr.	Name	21	22	23	24	25	26	27	28	29	30	31
1	95	Daniele Perfetti	95	95	95	95	95	95	95	95	95	95	95
2	67	Peter Praller	67	67	67	67	67	67	67	67	67	67	67
3	100	Mathias Körber	100	100	100	100	100	100	100	100	100	100	100
4	85	Bachofen-Restelli	86	86	86	86	85	85	85	85	85	85	85
5	158	Florian Schmidhuber	85	85	85	85	86	86	158	158	158	158	
6	86	Sabatini-Caponi	158	158	158	158	158	158	86	86	86	86	
7	34	Matteo Kamata	188	188	34	34	34	34	34	34	34	34	
8	188	Zamuner- Bortolami	43	34	188	188	188	188	188	188	188	188	
9	40	Michael Erlich	34	43	43	40	40	40	40	40	40	40	
10	96	Giovesi-Barbieri	40	40	40	43	43	96	96	96	96		
11	43	Liberatore-Zadotti	96	96	96	96	96	43	43	43	43		
12	50	Petrone-Barri	90	90	90	90	90	90	50	50	50		
13	70	Ute Schreiber	50	50	50	50	50	50	70				
14	90	Franz Slama	70	70	70	70	70	70					
15	108	Barbolini- Brandoli	108	108	108	108	108	108					
16	16	Ramacciotti-Ravi	16	16	16	16	16	16					
17	152	Stefan Schreiber											



Red Bull Ring Classics

BG Sportpromotion, Red Bull Ring

Alfa Revival Cup

9 - 11 June 2023

Laps and Sector Times - Race

Red Bull Ring - 4318 mtr.

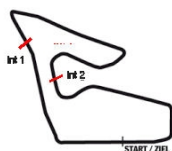
16 Ramacciotti-Ravi										Giulia TI Super									
lap	Sect-1	Speed	Sect-2	Speed	Sect-3	Speed	TopSpeed	laptime	pit	lap	Sect-1	Speed	Sect-2	Speed	Sect-3	Speed	Topspeed	laptime	pit
1	36.643	149.8	59.641		44.040	99.7	158.4	2:20.324		14	37.282	128.3	1:02.992		43.143	98.6	150.6	2:23.417	
2	34.968	149.6	59.533		42.526	100.8	157.7	2:17.027		15	38.455	144.4	1:00.619		44.697	98.0	154.1	2:23.771	
3	35.162	150.4	59.179		42.570	100.9	156.7	2:16.911		16	36.084	146.3	1:02.744		44.354	97.3	131.1	2:23.182	
4	34.875	<u>151.5</u>	59.288		42.483	100.1	156.7	2:16.646		17	36.641	132.0	1:03.107		43.938	97.7	154.1	2:23.686	
5	35.967	147.9	59.082		43.325	<u>102.1</u>	157.7	2:18.374		18	36.320	144.2	1:02.513		44.321	96.6	151.3	2:23.154	
6	34.814	149.4	1:01.435		<u>41.620</u>	100.4	156.7	2:17.869		19	35.665	138.3	1:00.407		45.853	94.1	152.5	2:21.925	
7	35.007	151.3	<u>59.010</u>		41.965	99.6	158.6	<u>2:15.982</u>		20	35.674	147.5	1:00.481		43.098	98.4	155.8	2:19.253	
8	<u>34.484</u>	150.4	59.499		44.487	99.0	152.5	2:18.470		21	35.174	140.8	1:02.577		43.445	98.3	151.7	2:21.196	
9	35.365	137.6	1:00.031		43.419	100.4	<u>159.3</u>	2:18.815		22	35.565	148.6	1:01.881		43.569	98.6	154.1	2:21.015	
10	34.885	146.7	59.692		42.583	99.2	157.4	2:17.160		23	35.847	121.6	1:01.165		43.167	98.9	155.4	2:20.179	
11	38.734	145.7	59.314		Pit In		157.7	2:33.462		24	35.217	144.0	1:01.431		43.008	98.9	155.2	2:19.656	
12	Pit Out	102.4	1:07.155		50.052	90.0	125.7	4:09.629		25	35.649	133.3	1:01.466		44.131	96.7	146.1	2:21.246	
13	38.649	127.2	1:03.056		44.272	97.4	149.6	2:25.977		26	36.194	136.4	1:01.137		43.862	96.2	154.9	2:21.193	

34 Matteo Kamata										GTAm									
lap	Sect-1	Speed	Sect-2	Speed	Sect-3	Speed	TopSpeed	laptime	pit	lap	Sect-1	Speed	Sect-2	Speed	Sect-3	Speed	Topspeed	laptime	pit
1	33.260	150.8	53.165		42.023	114.0	173.4	2:08.448		16	29.790	177.0	50.359		35.670	113.5	177.6	1:55.819	
2	30.114	171.7	52.448		36.125	115.3	177.0	1:58.687		17	29.728	174.5	50.334		35.679	113.5	177.3	1:55.741	
3	30.592	171.4	51.673		36.189	116.5	174.8	1:58.454		18	30.120	<u>177.9</u>	50.768		35.183	116.8	175.6	1:56.071	
4	30.457	176.8	51.440		36.045	116.5	178.8	1:57.942		19	29.868	175.0	50.336		35.508	116.1	174.2	1:55.712	
5	29.845	177.0	<u>50.123</u>		35.583	115.5	178.8	<u>1:55.551</u>		20	<u>29.286</u>	175.9	51.213		35.568	<u>118.9</u>	175.0	1:56.067	
6	29.869	175.0	50.558		35.758	116.1	177.0	1:56.185		21	29.588	<u>177.9</u>	51.209		35.936	116.5	174.2	1:56.733	
7	29.868	170.3	50.972		35.554	115.1	176.8	1:56.394		22	29.359	169.8	51.069		35.710	116.3	175.3	1:56.138	
8	29.892	173.6	50.962		36.022	117.0	176.5	1:56.876		23	30.016	173.9	50.521		35.378	118.0	178.8	1:55.915	
9	30.143	170.3	51.048		35.570	114.0	177.0	1:56.761		24	30.159	170.6	51.302		35.804	115.5	175.6	1:57.265	
10	30.195	171.4	50.982		Pit In		176.5	2:05.159		25	31.472	172.8	50.541		35.442	118.0	177.6	1:57.455	
11	Pit Out	166.9	50.590		36.925	114.5	178.2	3:13.152		26	29.709	177.3	50.617		35.534	117.0	177.0	1:55.860	
12	30.627	163.4	52.993		35.580	116.5	173.6	1:59.200		27	30.077	174.5	50.419		35.571	118.4	178.2	1:56.067	
13	30.490	170.1	51.190		Pit In		<u>181.8</u>	2:07.322		28	29.582	175.0	50.394		36.427	115.3	178.5	1:56.403	
14	Pit Out	149.6	52.134		36.030	113.5	173.1	3:25.966		29	29.956	177.6	50.717		35.499	116.3	177.6	1:56.172	
15	30.000	175.6	51.143		35.625	116.0	177.0	1:56.768		30	29.797	175.0	50.790		<u>35.090</u>	117.7	165.6	1:55.677	

40 Michael Erlich										Giulia Sprint GTA									
lap	Sect-1	Speed	Sect-2	Speed	Sect-3	Speed	TopSpeed	laptime	pit	lap	Sect-1	Speed	Sect-2	Speed	Sect-3	Speed	Topspeed	laptime	pit
1	34.384	166.2	52.845		41.897	110.8	174.5	2:09.126		16	30.766	171.7	52.674		37.503	114.9	173.1	2:00.943	
2	31.273	167.7	55.029		39.545	112.8	172.5	2:05.847		17	<u>30.379</u>	173.4	52.951		38.456	115.3	175.3	2:01.786	
3	30.716	172.2	52.895		37.656	113.3	174.2	2:01.267		18	31.575	170.9	52.659		37.658	113.0	172.2	2:01.892	
4	30.550	172.2	<u>52.111</u>		<u>37.273</u>	114.6	175.0	<u>1:59.934</u>		19	31.333	168.8	53.179		37.738	113.5	172.2	2:02.250	
5	30.547	<u>173.6</u>	52.744		37.418	112.3	176.2	2:00.709		20	30.674	172.2	53.231		38.087	113.5	172.8	2:01.992	
6	30.816	169.5	52.503		37.431	114.3	175.9	2:00.750		21	31.037	169.8	53.052		40.033	113.5	171.7	2:04.122	
7	30.612	171.7	52.300		38.099	111.5	174.5	2:01.011		22	30.874	170.1	52.838		38.587	113.5	172.5	2:02.299	
8	30.988	170.6	52.392		37.712	113.1	173.9	2:01.092		23	30.959	170.1	52.724		38.864	112.5	173.6	2:02.547	
9	30.750	171.7	52.288		39.252	110.0	175.3	2:02.290		24	31.255	171.4	52.749		37.678	114.8	174.8	2:01.682	
10	30.854	172.0	52.700		37.589	114.1	177.0	2:01.143		25	30.779	171.4	52.337		37.302	115.3	174.5	2:00.418	
11	31.331	167.2	52.535		37.664	112.5	<u>177.3</u>	2:01.530		26	30.787	171.2	52.222		37.626	<u>115.6</u>	174.8	2:00.635	
12	31.050	168.8	52.988		37.928	112.0	174.5	2:01.966		27	31.704	169.3	52.507		37.660	114.8	173.6	2:01.871	
13	31.246	168.8	53.166		Pit In		174.5	2:10.776		28	30.794	169.8	52.463		37.828	113.6	173.9	2:01.085	
14	Pit Out	131.9	54.952		38.736	113.5	169.0	3:27.235		29	30.777	170.1	52.509		37.603	113.8	173.6	2:00.889	
15	30.799	170.9	52.594		38.464	112.2	174.5	2:01.857		30	31.089	169.5	53.063		37.636	114.3	173.1	2:01.788	

43 Liberatore-Zadotti										Alfetta GT6 2500									
lap	Sect-1	Speed	Sect-2	Speed	Sect-3	Speed	TopSpeed	laptime	pit	lap	Sect-1	Speed	Sect-2	Speed	Sect-3	Speed	Topspeed	laptime	pit
1	33.226	173.4	52.617		38.419	116.0	175.9	2:04.262		16	30.610	163.4	54.559		38.255	114.9	163.1	2:03.424	
2	30.214	175.6	52.374		35.964	118.4	179.1	1:58.552		17	30.509	164.6	53.818		38.226	115.3	173.1	2:02.553	
3	30.526	178.5	51.809		35.964	<u>119.5</u>	179.1	1:58.299		18	31.165	164.6	53.992		37.753	114.3	166.2	2:02.910	
4	30.122	169.8	51.549		36.184	117.2	177.0	1:57.855		19	30.202	168.2	55.378		37.574	115.3	164.6	2:03.154	
5	29.784	<u>178.8</u>	51.378		36.587	116.8	<u>181.5</u>	1:57.749		20	31.518	161.9	53.197		37.675	115.1	173.9	2:02.390	
6	29.940	176.5	51.359		37.318	112.7	179.1	1:58.617		21	31.053	162.9	53.523		38.638	114.0	169.8	2:03.214	
7	31.142	167.4	52.122		35.957	116.5	167.7	1:59.221		22	31.673	155.4	56.345		39.130	111.4	161.7	2:07.148	
8	30.327	170.1	52.029		35.931	117.0	176.2	1:58.287		23	31.536	156.1	55.655		40.319	108.2	163.9	2:07.510	
9	29.836	176.2	<u>50.992</u>		<u>35.284</u>	118.9	169.0	<u>1:56.112</u>		24	33.098	141.5	57.037		41.055	106.9	159.8	2:11.190	
10	<u>29.566</u>	175.9	51.312		35.874	118.0	179.7	1:56.752		25	32.959	146.9	56.257		39.201	111.5	154.5	2:08.417	
11	30.325	176.5	52.229		35.809	116.0	178.5	1:58.363		26	33.625	152.8	55.351		38.553	112.3	163.4	2:07.529	
12	29.719	174.2	51.722		36.552	114.3	175.6	1:57.993		27	31.607	159.5	55.018		37.735	114.3	171.2	2:04.360	
13	29.854	172.5	51.730		35.782	117.5	179.1	1:57.366		28	31.052	162.2	54.673		38.162	114.5	165.9	2:03.887	
14	30.652	173.6	58.459		Pit In		128.6	2:14.534		29	32.477	151.3	54.584		38.999	109.8	167.4	2:06.060	





Red Bull Ring Classics

BG Sportpromotion, Red Bull Ring

Alfa Revival Cup

9 - 11 June 2023

Laps and Sector Times - Race

Red Bull Ring - 4318 mtr.

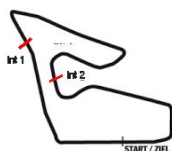
11	30.680	170.6	52.391	36.073	116.1	178.5	1:59.144	27	29.745	178.2	51.229	36.094	118.9	177.9	1:57.068
12	32.054	170.1	54.552	36.592	114.1	176.8	2:03.198	28	29.549	175.9	51.572	36.105	118.0	179.1	1:57.226
13	30.448	173.6	52.034	36.280	116.1	174.2	1:58.762	29	29.699	173.9	51.700	36.184	118.9	177.0	1:57.583
14	31.623	147.5	53.213	Pit In		163.1	2:06.729	30	29.395	174.2	52.227	36.017	116.5	174.5	1:57.639
15	Pit Out	168.8	52.114	36.136	117.5	177.9	3:20.803	31	29.499	175.6	52.015	36.055	118.7	176.2	1:57.569
16	30.084	175.9	51.348	36.488	117.9	176.8	1:57.920	32							

86 Sabatini-Caponi										GTAm									
lap	Sect-1	Speed	Sect-2	Speed	Sect-3	Speed	TopSpeed	laptime	pit	lap	Sect-1	Speed	Sect-2	Speed	Sect-3	Speed	Topspeed	laptime	pit
1	32.176	172.2	49.929		51.401	114.8	181.8	2:13.506		16	29.629	178.5	49.957		Pit In		182.4	2:02.422	
2	29.933	179.4	50.879		35.363	118.6	183.4	1:56.175		17	Pit Out	170.3	52.833		37.676	113.8	170.6	3:31.623	
3	29.097	181.5	50.510		35.679	118.0	182.1	1:55.286		18	30.197	177.3	51.629		36.812	113.3	173.6	1:58.638	
4	29.487	180.3	49.713		35.370	117.2	182.4	1:54.570		19	29.946	178.2	50.805		38.275	110.2	177.9	1:59.026	
5	29.243	180.0	49.644		35.758	117.0	179.1	1:54.645		20	30.194	176.5	50.788		36.731	114.1	177.0	1:57.713	
6	29.444	178.8	49.827		35.253	117.3	181.2	1:54.524		21	30.190	174.2	53.244		36.683	114.1	172.0	2:00.117	
7	29.031	178.8	49.610		35.242	118.2	182.1	1:53.883		22	31.269	175.6	51.188		36.393	114.3	176.5	1:58.850	
8	28.940	180.6	49.384		35.139	118.4	181.2	1:53.463		23	29.718	177.6	51.021		36.312	114.3	175.3	1:57.051	
9	29.092	179.7	49.776		35.258	118.2	184.3	1:54.126		24	30.697	174.5	51.043		36.542	114.9	179.7	1:58.282	
10	29.112	180.9	50.177		35.303	118.4	181.5	1:54.592		25	30.128	177.9	51.505		37.480	113.1	179.7	1:59.113	
11	29.263	176.5	49.533		35.044	117.9	183.4	1:53.840		26	30.097	177.6	51.641		37.588	111.1	179.1	1:59.326	
12	29.224	177.6	49.369		35.172	117.7	184.6	1:53.765		27	30.104	178.2	1:22.249		37.564	113.3	169.5	2:29.917	
13	29.306	178.5	49.921		35.044	118.0	182.7	1:54.271		28	30.199	173.1	51.802		37.346	111.7	177.0	1:59.347	
14	29.816	178.5	49.876		37.127	114.9	182.4	1:56.819		29	30.460	176.5	51.306		37.379	111.4	178.8	1:59.145	
15	32.877	125.3	1:13.642		47.837	116.0	114.9	2:34.356		30	30.174	176.5	51.960		37.614	109.7	172.5	1:59.748	

90 Franz Slama										GTAm									
lap	Sect-1	Speed	Sect-2	Speed	Sect-3	Speed	TopSpeed	laptime	pit	lap	Sect-1	Speed	Sect-2	Speed	Sect-3	Speed	Topspeed	laptime	pit
1	34.489	152.5	54.067		39.654	114.5	155.6	2:08.210		14	Pit Out	130.0	55.639		37.770	114.8	150.4	3:26.486	
2	31.119	164.1	55.348		39.517	114.1	154.5	2:05.984		15	30.436	161.0	53.494		38.501	113.6	155.2	2:02.431	
3	31.309	163.9	55.167		38.446	115.8	151.7	2:04.922		16	31.705	151.0	54.744		38.474	114.6	162.2	2:04.923	
4	30.910	168.5	53.762		37.761	116.5	168.0	2:02.433		17	31.088	163.9	53.909		37.922	115.6	163.1	2:02.919	
5	30.869	166.7	54.224		38.885	115.8	154.1	2:03.978		18	30.964	161.7	54.891		38.498	114.3	155.2	2:04.353	
6	31.088	170.3	53.468		37.999	117.5	165.6	2:02.555		19	31.274	160.7	54.375		38.804	114.8	146.3	2:04.453	
7	30.750	170.9	53.840		38.264	114.6	157.4	2:02.854		20	31.844	148.4	56.645		38.240	115.3	149.6	2:06.729	
8	30.830	169.0	53.965		38.766	112.5	160.7	2:03.561		21	30.503	166.7	54.242		38.812	114.3	159.1	2:03.557	
9	31.936	161.7	55.745		38.813	115.5	150.8	2:06.494		22	31.171	161.7	53.980		38.993	114.9	161.7	2:04.144	
10	31.273	155.8	54.659		38.662	114.9	161.7	2:04.594		23	31.011	164.6	53.866		38.308	115.3	161.0	2:03.185	
11	30.825	164.6	54.395		38.242	115.5	156.1	2:03.462		24	31.388	166.2	54.026		37.686	115.3	152.3	2:03.100	
12	31.657	160.5	54.402		38.417	114.5	153.6	2:04.476		25	31.329	172.2	54.055		38.552	115.6	162.9	2:03.936	
13	33.420	136.4	56.458		Pit In		145.9	2:22.397		26	33.015	117.8	54.993		38.271	116.3	160.5	2:06.279	

95 Daniele Perfetti										GTAm									
lap	Sect-1	Speed	Sect-2	Speed	Sect-3	Speed	TopSpeed	laptime	pit	lap	Sect-1	Speed	Sect-2	Speed	Sect-3	Speed	Topspeed	laptime	pit
1	33.308	179.1	50.380		42.704	120.5	184.0	2:06.392		17	29.147	183.4	50.319		34.905	120.9	183.1	1:54.371	
2	32.672	172.2	50.992		34.955	121.3	181.8	1:58.619		18	28.719	183.4	50.502		34.761	121.8	181.8	1:53.982	
3	29.070	180.3	50.575		35.172	121.1	182.7	1:54.817		19	28.789	183.7	50.253		35.650	117.2	182.1	1:54.692	
4	28.928	181.5	50.549		35.165	120.0	180.3	1:54.642		20	28.949	183.7	50.041		35.089	121.1	181.5	1:54.079	
5	28.875	183.1	50.008		34.765	121.3	182.7	1:53.648		21	29.128	181.2	50.349		34.827	121.8	181.5	1:54.304	
6	28.768	183.4	50.405		34.625	123.2	183.1	1:53.798		22	28.747	183.7	50.640		34.953	121.1	181.5	1:54.340	
7	28.604	182.7	50.801		35.010	120.4	181.8	1:54.415		23	28.484	182.7	51.120		35.097	119.6	181.2	1:54.701	
8	28.869	180.9	50.506		34.941	120.2	182.7	1:54.316		24	28.819	183.1	50.699		34.955	121.3	181.5	1:54.473	
9	29.007	181.5	50.143		35.412	118.0	182.7	1:54.562		25	28.754	184.0	50.746		35.243	119.8	182.4	1:54.743	
10	28.780	180.9	50.173		34.929	115.6	180.9	1:53.882		26	28.758	183.4	50.732		34.993	119.5	183.1	1:54.483	
11	29.085	179.1	50.021		34.734	121.1	182.7	1:53.840		27	28.823	183.4	51.072		35.359	120.0	181.5	1:55.254	
12	28.727	180.0	50.336		34.647	120.7	183.7	1:53.710		28	28.812	182.4	51.210		35.192	120.9	182.1	1:55.214	
13	29.213	180.6	50.513		34.590	119.6	184.6	1:54.316		29	28.821	180.0	50.639		35.459	119.8	181.8	1:54.919	
14	28.813	182.4	50.327		Pit In		184.3	2:00.818		30	28.842	182.1	50.191		35.498	119.6	183.4	1:54.531	
15	Pit Out	175.3	50.858		42.758	110.8	178.8	3:19.172		31	29.038	184.0	50.649		36.087	120.9	181.8	1:55.774	
16	29.158	182.7	50.053		35.150	120.2	183.1	1:54.361		32									

96 Giovesi-Barbieri										GTAm									
lap	Sect-1	Speed	Sect-2	Speed	Sect-3	Speed	TopSpeed	laptime	pit	lap	Sect-1	Speed	Sect-2	Speed	Sect-3	Speed	Topspeed	laptime	pit
1	32.287	176.2	50.645		37.134	118.2	180.6	2:00.066		16	29.250	180.0	50.350		35.449	118.7	180.3	1:55.049	
2	29.453	177.9	49.789		35.224	118.7	179.4	1:54.466		17	29.813	176.5	51.148		35.512	118.6	180.0	1:56.473	
3	29.180	179.7	49.758		35.266	118.7	179.1	1:54.204		18	29.579	173.1	51.047		Pit In		176.5	2:02.016	
4	29.297	179.7	50.236		35.426	119.3	179.1	1:54.959		19	Pit Out	160.2	55.214		38.704	111.7	173.4	4:21.457	
5	29.252	179.7	49.997		35.183	119.3	180.0	1:54.432		20	32.885	157.4	54.111		37.287	116.6	168.8	2:04.283	
6	29.273	178.8	50.091		36.225	116.3	180.6	1:55.589		21	30.844	172.8	1:13.425		43.831	115.1	170.3	2:28.100	



Red Bull Ring Classics

BG Sportpromotion, Red Bull Ring

Alfa Revival Cup

9 - 11 June 2023

Laps and Sector Times - Race

Red Bull Ring - 4318 mtr.

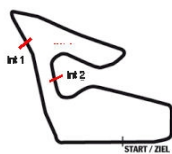
7	29.410	179.1	50.382	35.520	118.7	179.7	1:55.312	22	30.270	171.2	54.446	40.204	111.2	170.1	2:04.920
8	29.492	179.4	50.198	35.510	118.4	180.3	1:55.200	23	32.737	159.3	55.262	38.259	116.1	164.6	2:06.258
9	29.390	179.4	50.219	35.470	119.1	181.2	1:55.079	24	30.978	172.2	54.150	38.791	114.5	155.8	2:03.919
10	29.521	179.1	50.201	35.351	118.7	179.4	1:55.073	25	30.270	172.5	54.354	37.920	117.7	171.2	2:02.544
11	29.490	176.2	49.996	35.232	118.6	181.8	1:54.718	26	30.922	175.6	55.464	38.282	114.1	169.0	2:04.668
12	29.480	178.8	50.077	35.349	119.3	<u>183.7</u>	1:54.906	27	31.172	159.5	56.590	38.059	113.1	174.2	2:05.821
13	29.620	177.6	50.006	35.447	118.9	181.2	1:55.073	28	30.603	165.1	54.629	38.706	113.5	155.2	2:03.938
14	29.289	178.5	50.301	36.003	114.6	181.8	1:55.593	29	32.864	151.5	54.087	38.656	108.6	157.7	2:05.607
15	35.012	103.9	1:20.135	47.187	<u>119.6</u>	88.5	2:42.334	30							

100 Mathias Körber									GTAm										
lap	Sect-1	Speed	Sect-2	Speed	Sect-3	Speed	TopSpeed	laptime	pit	lap	Sect-1	Speed	Sect-2	Speed	Sect-3	Speed	Topspeed	laptime	pit
1	33.189	174.5	52.268		37.220	117.3	180.0	2:02.677		17	29.576	176.8	51.045		35.500	<u>118.7</u>	179.7	1:56.121	
2	29.852	176.2	50.219		35.567	117.5	179.4	1:55.638		18	30.337	176.5	51.239		35.662	116.5	176.8	1:57.238	
3	29.674	177.6	50.564		35.987	116.8	180.0	1:56.225		19	29.564	175.3	50.839		35.313	117.0	176.5	1:55.716	
4	29.380	177.0	50.309		35.807	117.2	176.5	1:55.496		20	29.394	176.8	50.387		<u>35.243</u>	118.0	178.5	1:55.024	
5	29.773	<u>180.3</u>	50.223		35.819	116.8	<u>180.6</u>	1:55.815		21	29.511	177.6	50.616		35.918	114.3	177.0	1:56.045	
6	29.576	177.0	50.121		35.459	117.7	177.0	1:55.156		22	29.636	176.5	50.911		37.307	117.9	179.1	1:57.854	
7	29.772	178.2	51.598		35.597	115.6	177.3	1:56.967		23	29.562	177.6	50.649		35.605	118.0	177.3	1:55.816	
8	29.636	176.8	50.814		35.668	115.5	177.6	1:56.118		24	29.288	176.8	50.516		35.588	118.6	176.5	1:55.392	
9	30.153	174.8	50.879		35.483	117.3	177.9	1:56.515		25	29.474	177.9	50.669		35.581	117.5	178.8	1:55.724	
10	30.600	175.6	51.043		36.163	115.5	178.2	1:57.806		26	29.385	178.2	<u>50.043</u>		35.653	116.5	180.3	1:55.081	
11	30.091	173.4	50.761		35.612	116.3	177.6	1:56.464		27	29.330	176.5	50.428		35.660	117.7	177.3	1:55.418	
12	29.912	172.2	50.966		35.572	115.6	179.7	1:56.450		28	29.545	177.0	51.127		35.489	116.6	177.9	1:56.161	
13	29.808	171.4	50.386		36.158	114.9	177.3	1:56.352		29	29.536	173.9	50.210		35.433	117.9	178.8	1:55.179	
14	29.950	173.9	50.562		Pit In		178.2	2:02.360		30	29.271	178.5	50.516		35.250	117.7	179.7	1:55.037	
15	Pit Out	166.4	50.813		35.735	116.3	177.3	3:24.038		31	<u>29.071</u>	179.4	50.382		35.272	118.2	175.3	<u>1:54.725</u>	
16	29.851	175.9	50.669		35.639	114.5	174.2	1:56.159		32									

108 Barbolini-Brandoli									GT Veloce 2000										
lap	Sect-1	Speed	Sect-2	Speed	Sect-3	Speed	TopSpeed	laptime	pit	lap	Sect-1	Speed	Sect-2	Speed	Sect-3	Speed	Topspeed	laptime	pit
1	38.683	141.7	1:00.390		43.002	99.7	157.7	2:22.075		14	35.556	139.7	1:02.056		Pit In		143.0	2:31.547	
2	35.086	146.9	59.527		42.488	101.3	<u>161.2</u>	2:17.101		15	Pit Out	129.0	1:02.401		43.968	95.0	139.7	3:57.979	
3	34.911	146.9	1:00.189		41.672	101.7	157.9	2:16.772		16	35.083	149.2	1:03.360		44.211	96.4	121.2	2:22.654	
4	34.855	150.6	<u>59.144</u>		42.283	102.5	160.7	<u>2:16.282</u>		17	36.098	135.0	1:01.355		44.362	97.1	146.3	2:21.815	
5	36.134	150.0	59.200		42.225	100.0	161.0	2:17.559		18	35.118	146.1	1:01.603		43.691	97.5	142.7	2:20.412	
6	35.791	146.9	1:01.655		41.602	101.9	150.0	2:19.048		19	34.970	145.9	59.861		43.441	100.1	146.7	2:18.272	
7	34.728	150.4	59.552		43.606	101.0	157.9	2:17.886		20	<u>34.494</u>	147.1	1:00.752		43.255	98.3	141.5	2:18.501	
8	35.068	<u>153.2</u>	1:10.884		43.714	100.0	159.1	2:29.666		21	34.664	149.2	59.808		42.878	99.0	150.4	2:17.350	
9	36.426	143.2	1:02.536		42.134	101.8	134.5	2:21.096		22	35.063	146.5	1:00.593		43.935	97.7	148.1	2:19.591	
10	35.897	141.9	1:02.180		41.742	101.9	141.4	2:19.819		23	35.278	144.0	1:02.594		43.712	98.4	146.9	2:21.584	
11	35.672	149.8	59.960		41.634	100.1	154.5	2:17.266		24	35.280	143.4	1:00.971		44.189	98.4	147.7	2:20.440	
12	36.012	147.1	1:00.438		<u>41.582</u>	<u>103.1</u>	140.4	2:18.032		25	35.089	150.0	59.669		43.358	97.7	150.4	2:18.116	
13	37.628	121.2	1:00.396		42.108	102.3	157.2	2:20.132		26	35.269	141.4	1:01.636		46.400	94.7	146.7	2:23.305	

152 Stefan Schreiber									Alfetta GT										
lap	Sect-1	Speed	Sect-2	Speed	Sect-3	Speed	TopSpeed	laptime	pit	lap	Sect-1	Speed	Sect-2	Speed	Sect-3	Speed	Topspeed	laptime	pit
1	35.445	141.9	55.663		39.515	112.8	146.3	2:10.623		7	30.738	172.2	<u>52.733</u>		37.407	112.7	175.6	<u>2:00.878</u>	
2	31.482	161.7	55.175		38.925	111.1	174.2	2:05.582		8	31.042	172.0	52.961		<u>37.193</u>	113.5	175.3	2:01.196	
3	32.144	165.4	54.000		37.462	114.0	162.2	2:03.606		9	31.142	172.5	53.735		38.120	113.0	176.5	2:02.997	
4	31.237	170.9	53.739		37.256	<u>114.3</u>	159.1	2:02.232		10	31.393	165.6	55.098		38.108	112.7	170.1	2:04.599	
5	<u>30.485</u>	170.1	54.392		37.711	112.8	153.8	2:02.588		11	31.188	168.0	53.689		37.471	112.7	171.4	2:02.348	
6	30.774	<u>172.8</u>	53.052		37.249	112.7	<u>176.8</u>	2:01.075		12	31.251	168.5	53.519		37.724	112.2	171.4	2:02.494	

158 Florian Schmidhuber									GTAm										
lap	Sect-1	Speed	Sect-2	Speed	Sect-3	Speed	TopSpeed	laptime	pit	lap	Sect-1	Speed	Sect-2	Speed	Sect-3	Speed	Topspeed	laptime	pit
1	35.317	153.2	55.006		39.209	118.9	167.2	2:09.532		16	29.708	183.1	51.980		36.291	120.0	180.0	1:57.979	
2	30.656	162.4	55.304		40.304	114.9	172.8	2:06.264		17	29.574	182.1	52.013		36.624	117.5	182.1	1:58.211	
3	30.791	165.9	53.780		36.598	120.2	159.8	2:01.169		18	29.654	183.1	52.239		35.979	119.3	178.5	1:57.872	
4	30.470	159.3	52.786		36.750	120.5	174.2	2:00.006		19	29.362	<u>184.0</u>	52.305		<u>35.948</u>	119.8	178.2	1:57.615	
5	30.458	164.6	53.052		37.052	118.0	174.5	2:00.562		20	29.643	173.9	52.841		36.639	117.9	178.2	1:59.123	
6	30.141	180.6	52.257		36.241	118.9	180.3	1:58.639		21	29.856	174.8	52.785		36.429	119.6	173.6	1:59.070	
7	29.748	180.0	52.604		36.637	118.4	180.9	1:58.989		22	29.496	183.7	51.990		36.015	120.4	180.0	1:57.501	
8	29.763	178.8	52.325		36.635	118.2	180.3	1:58.723		23	29.823	181.8	<u>51.706</u>		36.335	119.3	181.2	1:57.864	
9	29.964	175.0	53.199		36.539	118.0	179.7	1:59.702		24	29.446	181.2	52.019		36.144	119.6	180.9	1:57.609	
10	30.062	179.1	52.316		36.314	119.3	181.5	1:58.692		25	29.618	180.9	52.199		36.785	120.4	178.8	1:58.602	
11	29.906	179.1	52.276		36.328	118.4	179.7	1:58.510		26	<u>29.304</u>	178.5	53.159		36.705	118.6	178.2	1:59.168	
12	30.392	177.6	52.326		36.230	118.7	177.6	1:58.948		27	31.433	137.6	53.032		36.447	<u>120.9</u>	179.4	2:00.912	



Red Bull Ring Classics BG Sportpromotion, Red Bull Ring

Alfa Revival Cup

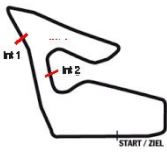
9 - 11 June 2023

Laps and Sector Times - Race

Red Bull Ring - 4318 mtr.

13	30.045	154.5	53.164	36.375	119.5	180.9	1:59.584	28	29.399	183.1	51.877	36.111	119.6	<u>183.1</u>	<u>1:57.387</u>
14	33.502	148.1	53.606	Pit In		177.0	2:11.516	29	29.536	182.1	52.013	36.991	118.2	181.2	1:58.540
15	Pit Out	172.0	52.435	36.365	118.6	178.5	3:16.458	30	29.782	169.8	52.154	37.752	105.6	174.8	1:59.688

188 Zamuner - Bortolami									Giulia Sprint GTA								
lap	Sect-1	Speed	Sect-2	Speed	Sect-3	Speed	TopSpeed	laptime pit	lap	Sect-1	Speed	Sect-2	Speed	Sect-3	Speed	Topspeed	laptime pit
1	35.101	163.6	56.090		39.434	111.1	159.3	2:10.625	16	31.265	165.4	52.109		36.413	115.1	169.8	1:59.787
2	31.069	164.6	54.706		40.271	108.6	169.8	2:06.046	17	30.478	<u>167.7</u>	51.800		36.665	113.1	<u>173.1</u>	1:58.943
3	31.516	166.2	53.424		37.639	111.4	169.0	2:02.579	18	30.911	156.3	51.910		36.231	113.6	165.1	1:59.052
4	30.639	<u>167.7</u>	52.901		37.321	110.8	167.7	2:00.861	19	30.562	166.7	51.546		36.770	114.5	169.0	1:58.878
5	30.977	161.7	52.873		37.164	110.6	168.2	2:01.014	20	<u>30.387</u>	166.2	51.699		36.756	114.1	168.2	1:58.842
6	30.886	165.9	52.022		37.298	110.0	169.8	2:00.206	21	30.636	166.2	51.767		37.014	113.0	170.3	1:59.417
7	30.719	165.6	53.193		36.987	108.6	169.5	2:00.899	22	30.886	162.7	51.961		36.316	114.6	165.9	1:59.163
8	30.826	166.4	51.911		36.904	110.5	170.3	1:59.641	23	30.439	164.6	51.607		<u>36.124</u>	115.5	168.8	1:58.170
9	30.823	<u>167.7</u>	51.748		37.526	108.3	170.9	2:00.097	24	30.506	163.6	52.201		36.747	113.0	166.2	1:59.454
10	31.356	164.1	51.553		37.020	110.0	170.9	1:59.929	25	30.880	162.4	51.349		36.969	114.3	168.5	1:59.198
11	30.923	162.7	52.014		36.830	109.1	170.9	1:59.767	26	30.645	162.9	<u>51.095</u>		36.509	<u>115.8</u>	167.4	1:58.249
12	31.265	162.9	52.254		37.481	108.0	169.5	2:01.000	27	30.573	157.9	51.456		36.203	114.8	166.7	1:58.232
13	31.236	163.9	52.398		37.433	108.0	170.1	2:01.067	28	30.686	160.5	51.673		36.458	114.5	167.2	1:58.817
14	32.818	155.2	54.492		Pit In		163.9	2:13.640	29	30.507	163.1	51.214		36.184	114.5	165.9	<u>1:57.905</u>
15	Pit Out	155.2	52.714		37.598	111.9	166.2	3:32.262	30	30.923	157.7	51.928		36.187	115.1	162.4	1:59.038



Red Bull Ring Classics

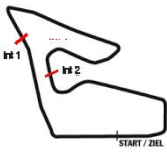
BG Sportpromotion, Red Bull Ring

Alfa Revival Cup
Laptimes - Race

9 - 11 June 2023
Red Bull Ring - 4318 mtr.

Nbr	Name	Laps	lap	Lap ..1	Lap ..2	Lap ..3	Lap ..4	Lap ..5	Lap ..6	Lap ..7	Lap ..8	Lap ..9	Lap ..0
95	Daniele Perfetti	31	1 - 10	2:06.392	1:58.619	1:54.817	1:54.642	1:53.648	1:53.798	1:54.415	1:54.316	1:54.562	1:53.882
			11 - 20	1:53.840	1:53.710	1:54.316	2:00.818	3:19.172	1:54.361	1:54.371	1:53.982	1:54.692	1:54.079
			21 - 30	1:54.304	1:54.340	1:54.701	1:54.473	1:54.743	1:54.483	1:55.254	1:55.214	1:54.919	1:54.531
			31 - 40	1:55.774									
67	Peter Praller	31	1 - 10	2:02.538	1:55.507	1:55.803	1:55.770	1:55.458	1:55.609	1:55.752	1:54.427	1:54.643	1:54.333
			11 - 20	1:55.338	1:55.175	1:54.058	2:03.075	3:15.606	1:54.956	1:54.162	1:54.186	1:53.840	1:55.051
			21 - 30	1:55.393	1:55.227	1:55.567	1:54.737	1:54.638	1:54.684	1:54.690	1:55.759	1:55.700	1:56.132
			31 - 40	1:56.493									
100	Mathias Körber	31	1 - 10	2:02.677	1:55.638	1:56.225	1:55.496	1:55.815	1:55.156	1:56.967	1:56.118	1:56.515	1:57.806
			11 - 20	1:56.464	1:56.450	1:56.352	2:02.360	3:24.038	1:56.159	1:56.121	1:57.238	1:55.716	1:55.024
			21 - 30	1:56.045	1:57.854	1:55.816	1:55.392	1:55.724	1:55.081	1:55.418	1:56.161	1:55.179	1:55.037
			31 - 40	1:54.725									
85	Bachofen-Restelli	31	1 - 10	2:07.687	1:58.713	2:00.065	1:57.671	1:57.832	1:58.215	1:58.617	2:00.384	1:58.854	1:58.398
			11 - 20	1:59.144	2:03.198	1:58.762	2:06.729	3:20.803	1:57.920	1:56.415	1:56.475	1:57.286	1:56.374
			21 - 30	1:57.382	1:59.845	1:56.445	1:58.206	1:58.125	1:58.630	1:57.068	1:57.226	1:57.583	1:57.639
			31 - 40	1:57.569									
158	Florian Schmidhuber	30	1 - 10	2:09.532	2:06.264	2:01.169	2:00.006	2:00.562	1:58.639	1:58.989	1:58.723	1:59.702	1:58.692
			11 - 20	1:58.510	1:58.948	1:59.584	2:11.516	3:16.458	1:57.979	1:58.211	1:57.872	1:57.615	1:59.123
			21 - 30	1:59.070	1:57.501	1:57.864	1:57.609	1:58.602	1:59.168	2:00.912	1:57.387	1:58.540	1:59.688
86	Sabatini-Caponi	30	1 - 10	2:13.506	1:56.175	1:55.286	1:54.570	1:54.645	1:54.524	1:53.883	1:53.463	1:54.126	1:54.592
			11 - 20	1:53.840	1:53.765	1:54.271	1:56.819	2:34.356	2:02.422	3:31.623	1:58.638	1:59.026	1:57.713
			21 - 30	2:00.117	1:58.850	1:57.051	1:58.282	1:59.113	1:59.326	2:29.917	1:59.347	1:59.145	1:59.748
34	Matteo Kamata	30	1 - 10	2:08.448	1:58.687	1:58.454	1:57.942	1:55.551	1:56.185	1:56.394	1:56.876	1:56.761	2:05.159
			11 - 20	3:13.152	1:59.200	2:07.322	3:25.966	1:56.768	1:55.819	1:55.741	1:56.071	1:55.712	1:56.067
			21 - 30	1:56.733	1:56.138	1:55.915	1:57.265	1:57.455	1:55.860	1:56.067	1:56.403	1:56.172	1:55.677
188	Zamuner-Bortolami	30	1 - 10	2:10.625	2:06.046	2:02.579	2:00.861	2:01.014	2:00.206	2:00.899	1:59.641	2:00.097	1:59.929
			11 - 20	1:59.767	2:01.000	2:01.067	2:13.640	3:32.262	1:59.787	1:58.943	1:59.052	1:58.878	1:58.842
			21 - 30	1:59.417	1:59.163	1:58.170	1:59.454	1:59.198	1:58.249	1:58.232	1:58.817	1:57.905	1:59.038
40	Michael Erlich	30	1 - 10	2:09.126	2:05.847	2:01.267	1:59.934	2:00.709	2:00.750	2:01.011	2:01.092	2:02.290	2:01.143
			11 - 20	2:01.530	2:01.966	2:10.776	3:27.235	2:01.857	2:00.943	2:01.786	2:01.892	2:02.250	2:01.992
			21 - 30	2:04.122	2:02.299	2:02.547	2:01.682	2:00.418	2:00.635	2:01.871	2:01.085	2:00.889	2:01.788
96	Giovesi-Barbieri	29	1 - 10	2:00.066	1:54.466	1:54.204	1:54.959	1:54.432	1:55.589	1:55.312	1:55.200	1:55.079	1:55.073
			11 - 20	1:54.718	1:54.906	1:55.073	1:55.593	2:42.334	1:55.049	1:56.473	2:02.016	4:21.457	2:04.283
			21 - 30	2:28.100	2:04.920	2:06.258	2:03.919	2:02.544	2:04.668	2:05.821	2:03.938	2:05.607	
43	Liberatore-Zadotti	29	1 - 10	2:04.262	1:58.552	1:58.299	1:57.855	1:57.749	1:58.617	1:59.221	1:58.287	1:56.112	1:56.752
			11 - 20	1:58.363	1:57.993	1:57.366	2:14.534	3:53.909	2:03.424	2:02.553	2:02.910	2:03.154	2:02.390
			21 - 30	2:03.214	2:07.148	2:07.510	2:11.190	2:08.417	2:07.529	2:04.360	2:03.887	2:06.060	
50	Petrone-Barri	29	1 - 10	2:05.669	2:01.136	1:59.117	1:58.094	1:58.687	2:13.574	4:27.540	1:59.630	1:59.012	2:05.597
			11 - 20	3:29.019	2:01.790	2:01.911	1:56.140	1:56.501	1:56.324	1:57.228	1:55.418	1:56.494	1:57.522
			21 - 30	1:56.006	1:56.100	1:57.083	1:57.144	1:58.383	1:56.805	2:01.013	2:06.175	2:03.747	
70	Ute Schreiber	27	1 - 10	2:14.204	2:10.820	2:09.653	2:08.876	2:10.953	2:09.351	2:09.439	2:08.638	2:13.744	2:15.191
			11 - 20	2:13.927	2:24.047	3:47.815	2:13.102	2:10.999	2:12.802	2:12.597	2:13.620	2:11.782	2:12.261
			21 - 30	2:11.143	2:12.134	2:09.967	2:07.349	2:10.743	2:08.185	2:09.846			
90	Franz Slama	26	1 - 10	2:08.210	2:05.984	2:04.922	2:02.433	2:03.978	2:02.555	2:02.854	2:03.561	2:06.494	2:04.594



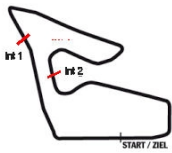


Red Bull Ring Classics
BG Sportpromotion, Red Bull Ring

Alfa Revival Cup
Laptimes - Race

9 - 11 June 2023
Red Bull Ring - 4318 mtr.

Nbr	Name	Laps	lap	Lap ..1	Lap ..2	Lap ..3	Lap ..4	Lap ..5	Lap ..6	Lap ..7	Lap ..8	Lap ..9	Lap ..0
			11 - 20	2:03.462	2:04.476	2:22.397	3:26.486	2:02.431	2:04.923	2:02.919	2:04.353	2:04.453	2:06.729
			21 - 30	2:03.557	2:04.144	2:03.185	2:03.100	2:03.936	2:06.279				
108	Barbolini-Brandoli	26	1 - 10	2:22.075	2:17.101	2:16.772	2:16.282	2:17.559	2:19.048	2:17.886	2:29.666	2:21.096	2:19.819
			11 - 20	2:17.266	2:18.032	2:20.132	2:31.547	3:57.979	2:22.654	2:21.815	2:20.412	2:18.272	2:18.501
			21 - 30	2:17.350	2:19.591	2:21.584	2:20.440	2:18.116	2:23.305				
16	Ramacciotti-Ravi	26	1 - 10	2:20.324	2:17.027	2:16.911	2:16.646	2:18.374	2:17.869	2:15.982	2:18.470	2:18.815	2:17.160
			11 - 20	2:33.462	4:09.629	2:25.977	2:23.417	2:23.771	2:23.182	2:23.686	2:23.154	2:21.925	2:19.253
			21 - 30	2:21.196	2:21.015	2:20.179	2:19.656	2:21.246	2:21.193				
152	Stefan Schreiber	12	1 - 10	2:10.623	2:05.582	2:03.606	2:02.232	2:02.588	2:01.075	2:00.878	2:01.196	2:02.997	2:04.599
			11 - 20	2:02.348	2:02.494								

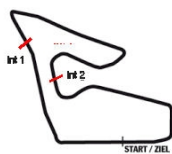


Red Bull Ring Classics BG Sportpromotion, Red Bull Ring

Alfa Revival Cup

9 - 11 June 2023
Red Bull Ring - 4318 mtr.

Nbr	Team name	Race Time	Stops	Pit time	Stint 1	Pit 1	Stint 2	Pit 2	Stint 3	Pit 3	Stint 4	Pit 4	Stint 5
95	Daniele Perfetti	1:00:57.628	1	0:01:24	26:58	1:24	32:34						
67	Peter Praller	1:01:12.233	1	0:01:22	27:04	1:22	32:39						
100	Mathias Körber	1:01:40.071	1	0:01:32	27:18	1:32	32:49						
85	Bachofen-Restelli	1:02:48.811	1	0:01:28	28:02	1:28	33:17						
158	Florian Schmidhuber	1:01:23.821	1	0:01:22	28:19	1:22	31:36						
86	Sabatini-Caponi	1:01:31.252	1	0:01:37	31:38	1:37	28:16						
34	Matteo Kamata	1:01:39.359	2	0:02:56	19:48	1:22	5:56	1:33	32:58				
188	Zamuner-Bortolami	1:01:56.801	1	0:01:33	28:36	1:33	31:46						
40	Michael Erlich	1:02:37.504	1	0:01:25	26:35	1:25	34:35						
96	Giovesi-Barbieri	1:01:04.564	1	0:02:21	35:27	2:21	23:15						
43	Liberatore-Zadotti	1:01:05.993	1	0:01:50	27:53	1:50	31:22						
50	Petrone-Barri	1:01:56.645	2	0:04:08	12:15	2:33	7:57	1:35	37:29				
70	Ute Schreiber	1:00:59.712	1	0:01:34	26:28	1:34	32:56						
90	Franz Slama	55:37.393	1	0:01:27	27:15	1:27	26:54						
108	Barbolini-Brandoli	1:02:31.006	1	0:01:41	32:44	1:41	28:05						
16	Ramacciotti-Ravi	1:02:57.184	1	0:01:35	25:32	1:35	35:48						
152	Stefan Schreiber	24:45.250	0	0:00:00	24:45								

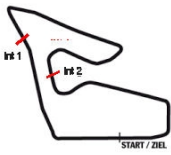


Red Bull Ring Classics BG Sportpromotion, Red Bull Ring

Alfa Revival Cup Sector analyse - Race

9 - 11 June 2023
Red Bull Ring - 4318 mtr.

Pos	Nbr	Name / Team name	Sector 1			Sector 2			Sector 3			theoretical best	Actual best	In
			time	Lap	pos	time	Lap	pos	time	Lap	pos			
1	95	Daniele Perfetti	28.484	23	1	50.008	5	4	34.590	13	1	1:53.082	1:53.648	5
2	67	Peter Praller	28.868	18	2	49.517	19	2	34.995	13	2	1:53.380	1:53.840	19
3	100	Mathias Körber	29.071	31	4	50.043	26	5	35.243	20	7	1:54.357	1:54.725	31
4	85	Bachofen-Res telli	29.394	18	8	50.934	24	8	35.303	23	9	1:55.631	1:56.374	20
5	158	Florian Schmidhuber	29.304	26	7	51.706	23	11	35.948	19	10	1:56.958	1:57.387	28
6	86	Sabatini-Caponi	28.940	8	3	49.369	12	1	35.044	11	3	1:53.353	1:53.463	8
7	34	Matteo Kamata	29.286	20	6	50.123	5	6	35.090	30	4	1:54.499	1:55.551	5
8	188	Zamuner-Bortolami	30.387	20	12	51.095	26	10	36.124	23	11	1:57.606	1:57.905	29
9	40	Michael Erlich	30.379	17	11	52.111	4	12	37.273	4	13	1:59.763	1:59.934	4
10	96	Giovesi-Barbieri	29.180	3	5	49.758	3	3	35.183	5	6	1:54.121	1:54.204	3
11	43	Liberatore-Zadotti	29.566	10	10	50.992	9	9	35.284	9	8	1:55.842	1:56.112	9
12	50	Petrone-Barri	29.489	16	9	50.550	18	7	35.130	18	5	1:55.169	1:55.418	18
13	70	Ute Schreiber	31.548	24	15	56.416	24	15	39.019	3	15	2:06.983	2:07.349	24
14	90	Franz Slama	30.436	15	13	53.468	6	14	37.686	24	14	2:01.590	2:02.431	15
15	108	Barbolini-Brandoli	34.494	20	17	59.144	4	17	41.582	12	16	2:15.220	2:16.282	4
16	16	Ramacciotti-Ravi	34.484	8	16	59.010	7	16	41.620	6	17	2:15.114	2:15.982	7
17	152	Stefan Schreiber	30.485	5	14	52.733	7	13	37.193	8	12	2:00.411	2:00.878	7



Red Bull Ring Classics

BG Sportpromotion, Red Bull Ring

Alfa Revival Cup

Provisional Result Qualifying

9 - 11 June 2023
Red Bull Ring - 4318 mtr.

Pos	Nbr	Cls	Pl C	Name Entrant	Car	Laps	Fastest	In	Gap	Km/h
1	95	G2 TC	1	Daniele Perfetti OKP Alfa Delta Racing Team	GTAm	12	1:52.149	6		138.61
2	96	G2 TC	2	Giovesi-Barbieri AMG RS	GTAm	11	1:52.667	3	0.518	137.97
3	50	G2 TC	3	Petrone-Barri Scuderia del Portello	GTAm	14	1:53.004	3	0.855	137.56
4	67	G1 GR5	1	Peter Praller Formula GT	Giulia Sprint GTA	6	1:53.248	5	1.099	137.26
5	86	G2 TC	4	Sabatini-Capponi Jolly car Squadra Corse	GTAm	13	1:54.364	7	2.215	135.92
6	100	G2 TC	5	Körber-Laber OKP Alfa Delta Racing Team	GTAm	13	1:54.599	8	2.450	135.65
7	34	G2 TC	6	Matteo Kamata OKP Alfa Delta Racing Team	GTAm	13	1:55.737	7	3.588	134.31
8	85	G2 TC	7	Bachofen-Restelli OKP Alfa Delta Racing Team	GTAm	14	1:56.341	6	4.192	133.61
9	188	G2 GTS	1	Zamuner-Bortolami OKP Alfa Delta Racing Team	Giulia Sprint GTA	14	1:57.704	12	5.555	132.07
10	158	G2 TC	8	Florian Schmidhuber Formula GT	GTAm	14	1:57.761	14	5.612	132.00
11	43	ITC	1	Liberatore-Zadotti Scuderia del Grifon	Alfetta GT6 2500	13	1:57.829	3	5.680	131.93
12	40	F TC	1	Michael Erlich Swiss Historic Racing Team /OKP Alfa Delta Rac	Giulia Sprint GTA	12	1:58.818	11	6.669	130.83
13	152	H1 TC	1	Stefan Schreiber Formula GT	Alfetta GT	14	1:59.560	14	7.411	130.02
14	90	G2 TC	9	Franz Slama Slama Franz	GTAm	15	2:00.375	15	8.226	129.14
15	70	G2 TC	10	Ute Schreiber Formula GT	GTAm	13	2:07.845	8	15.696	121.59
16	108	H1 T	1	Barbolini-Brandoli Circolo della Biella	GT Veloce 2000	13	2:15.153	13	23.004	115.02
17	16	F TC	2	Ramacciotti-Ravi Scuderia del Grifon	Giulia TI Super	7	2:19.539	3	27.390	111.40

Laps canceled Track-Limit Car # 86 Rd 4, Car # 43 Rd 5, Car # 188 Rd 5, Car # 85 Rd 13,


Fastest time : 1:52.149 in lap 6 by nbr. 95 : Daniele Perfetti(Daniele Perfetti) (GTAm)

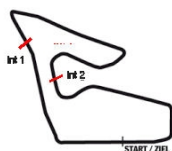
Publication-time

Results:

Timekeeping by :

Time Printed : 11-06-2023 - 08:45

Clerk of the Course		Timekeeper	
Kevin Kaltenegger		Bernd Jung	
Page 1 of 1	Results remain provisional pending technical examination and decisions from the stewards of the meeting		 AUSTRIA MOTORSPORT



Red Bull Ring Classics

BG Sportpromotion, Red Bull Ring

Alfa Revival Cup

9 - 11 June 2023

Laps and Sector Times - Qualifying

Red Bull Ring - 4318 mtr.

16 Ramacciotti-Ravi									Giulia TI Super										
lap	Sect-1	Speed	Sect-2	Speed	Sect-3	Speed	TopSpeed	laptime	pit	lap	Sect-1	Speed	Sect-2	Speed	Sect-3	Speed	Topspeed	laptime	pit
1	Pit Out	110.0	1:07.636		46.129	97.9	140.4	2:34.416		5	Pit Out	102.0	1:06.640		43.895	96.4	150.0	5:22.464	
2	35.998	149.4	1:00.905		44.520	99.0	157.4	2:21.423		6	37.681	133.8	1:05.188		<u>43.491</u>	98.1	147.3	2:26.360	
3	<u>35.771</u>	<u>150.6</u>	<u>1:00.076</u>		43.692	<u>99.2</u>	<u>159.5</u>	<u>2:19.539</u>		7	38.311	146.1	1:00.968		Pit In		155.6	2:34.763	
4	36.080	139.4	1:02.462		Pit In		149.0	2:34.905		8									

34 Matteo Kamata									GTAm										
lap	Sect-1	Speed	Sect-2	Speed	Sect-3	Speed	TopSpeed	laptime	pit	lap	Sect-1	Speed	Sect-2	Speed	Sect-3	Speed	Topspeed	laptime	pit
1	Pit Out	107.4	1:02.200		40.845	108.5	131.1	2:24.311		8	30.404	173.6	50.680		<u>35.411</u>	<u>118.0</u>	<u>181.2</u>	1:56.495	
2	32.901	146.7	54.237		36.433	113.8	159.8	2:03.571		9	29.807	177.0	51.357		36.072	113.6	179.1	1:57.236	
3	<u>29.426</u>	<u>178.5</u>	52.707		36.162	116.0	177.3	1:58.295		10	30.477	168.2	51.506		36.233	114.1	177.9	1:58.216	
4	41.166	143.0	56.814		Pit In		149.0	2:23.891		11	30.775	165.9	53.163		37.116	111.4	165.9	2:01.054	
5	Pit Out	164.4	52.950		36.003	112.3	171.2	2:54.938		12	30.615	168.5	52.352		36.669	117.9	177.9	1:59.636	
6	29.969	174.8	52.104		35.639	114.5	173.6	1:57.712		13	29.932	175.9	50.456		Pit In		178.8	2:08.602	
7	29.615	175.6	<u>50.098</u>		36.024	116.1	177.3	<u>1:55.737</u>		14									

40 Michael Erlich									Giulia Sprint GTA										
lap	Sect-1	Speed	Sect-2	Speed	Sect-3	Speed	TopSpeed	laptime	pit	lap	Sect-1	Speed	Sect-2	Speed	Sect-3	Speed	Topspeed	laptime	pit
1	Pit Out	103.6	1:01.766		40.979	107.0	132.2	2:22.090		7	Pit Out	156.7	54.750		37.974	112.5	170.1	3:10.627	
2	31.437	169.8	53.808		38.665	112.2	175.0	2:03.910		8	30.483	173.1	52.068		37.164	113.1	<u>178.5</u>	1:59.715	
3	30.744	170.6	52.700		37.511	110.3	176.2	2:00.955		9	30.383	173.1	<u>51.766</u>		36.955	<u>113.5</u>	177.0	1:59.104	
4	31.266	169.3	52.412		37.219	111.7	175.6	2:00.897		10	30.590	172.8	51.856		<u>36.630</u>	112.5	177.3	1:59.076	
5	30.689	170.9	51.925		37.175	112.8	176.8	1:59.789		11	<u>30.075</u>	<u>173.6</u>	51.827		36.916	112.3	177.3	<u>1:58.818</u>	
6	30.342	172.5	52.504		Pit In		177.6	2:08.742		12	35.053	125.0	1:03.356		Pit In		123.4	2:31.816	

43 Liberatore-Zadotti									Alfetta GT6 2500										
lap	Sect-1	Speed	Sect-2	Speed	Sect-3	Speed	TopSpeed	laptime	pit	lap	Sect-1	Speed	Sect-2	Speed	Sect-3	Speed	Topspeed	laptime	pit
1	Pit Out	102.3	1:03.611		39.406	100.6	134.0	2:26.242		8	31.524	164.4	54.600		38.196	115.1	167.7	2:04.320	
2	35.562	135.8	56.579		36.499	118.0	160.0	2:08.640		9	30.889	154.7	55.098		38.021	114.6	177.3	2:04.008	
3	29.809	166.7	52.339		35.681	118.2	172.2	<u>1:57.829</u>		10	30.811	167.2	53.170		37.730	116.1	177.9	2:01.711	
4	33.422	145.4	53.880		35.788	118.7	174.2	2:03.090		11	30.341	169.8	52.212		36.915	116.8	<u>182.1</u>	1:59.468	
5	<u>29.285</u>	174.8	<u>50.993</u>		<u>35.325</u>	<u>119.5</u>	181.2	1:55.603	D	12	29.868	<u>175.9</u>	52.247		37.260	116.1	181.2	1:59.375	
6	30.150	168.5	54.785		Pit In		174.2	2:14.306		13	33.510	135.7	59.565		41.143	101.8	150.0	2:14.218	
7	Pit Out	117.5	1:02.579		41.749	111.1	141.9	4:34.126		14									

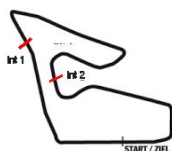
50 Petrone-Barri									GTAm										
lap	Sect-1	Speed	Sect-2	Speed	Sect-3	Speed	TopSpeed	laptime	pit	lap	Sect-1	Speed	Sect-2	Speed	Sect-3	Speed	Topspeed	laptime	pit
1	Pit Out	136.9	59.051		37.597	112.8	131.2	2:11.686		8	29.726	174.5	50.805		36.324	116.0	178.8	1:56.855	
2	30.591	169.0	52.424		37.289	117.7	177.3	2:00.304		9	29.528	176.5	50.827		36.333	116.5	180.3	1:56.688	
3	<u>28.905</u>	<u>178.5</u>	<u>49.040</u>		<u>35.059</u>	<u>118.0</u>	180.9	<u>1:53.004</u>		10	29.494	176.2	50.755		36.109	116.3	178.8	1:56.358	
4	30.549	157.2	52.807		35.941	<u>118.0</u>	171.7	1:59.297		11	29.594	177.0	50.356		35.997	117.2	180.9	1:55.947	
5	28.905	177.3	50.723		35.414	117.9	179.7	1:55.042		12	29.268	178.2	51.236		35.976	117.5	179.1	1:56.480	
6	29.085	177.3	49.177		Pit In		<u>181.2</u>	2:01.288		13	29.426	177.3	50.770		36.070	117.0	180.0	1:56.266	
7	Pit Out	168.2	51.918		37.238	116.3	173.6	4:17.887		14	30.648	162.2	54.805		Pit In		156.5	2:16.473	

67 Peter Praller									Giulia Sprint GTA										
lap	Sect-1	Speed	Sect-2	Speed	Sect-3	Speed	TopSpeed	laptime	pit	lap	Sect-1	Speed	Sect-2	Speed	Sect-3	Speed	Topspeed	laptime	pit
1	4:07.438	169.0	51.119		36.883	113.0	176.2	5:35.440		4	29.432	173.6	49.921		35.451	<u>116.6</u>	<u>180.3</u>	1:54.804	
2	31.398	167.4	49.811		35.379	115.3	178.8	1:56.588		5	<u>29.077</u>	174.2	<u>49.220</u>		<u>34.951</u>	116.0	180.0	<u>1:53.248</u>	
3	29.275	<u>176.8</u>	49.486		35.708	116.5	178.8	1:54.469		6	32.383	166.9	50.628		Pit In		177.6	2:14.163	

70 Ute Schreiber									GTAm										
lap	Sect-1	Speed	Sect-2	Speed	Sect-3	Speed	TopSpeed	laptime	pit	lap	Sect-1	Speed	Sect-2	Speed	Sect-3	Speed	Topspeed	laptime	pit
1	Pit Out	87.7	1:22.366		48.674	89.9	107.2	2:57.075		8	32.115	163.4	56.394		39.336	109.7	165.6	<u>2:07.845</u>	
2	39.558	110.0	1:12.909		46.767	104.8	113.6	2:39.234		9	32.047	155.6	57.583		39.459	109.2	164.6	2:09.089	
3	34.255	155.6	1:03.746		43.304	109.1	154.7	2:21.305		10	32.240	160.5	58.129		40.909	110.0	<u>171.7</u>	2:11.278	
4	32.743	157.7	58.735		40.280	110.2	155.2	2:11.758		11	32.902	155.8	56.457		<u>39.297</u>	109.8	169.0	2:08.656	
5	32.054	<u>165.9</u>	1:00.745		40.517	<u>111.5</u>	156.7	2:13.316		12	32.398	163.1	<u>55.883</u>		40.158	108.0	170.6	2:08.439	
6	32.823	157.4	58.357		42.564	107.3	166.9	2:13.744		13	32.533	161.4	56.569		39.986	107.8	162.9	2:09.088	
7	<u>32.033</u>	160.0	58.698		41.289	110.8	161.4	2:12.020		14									

85 Bachofen-Restelli									GTAm										
lap	Sect-1	Speed	Sect-2	Speed	Sect-3	Speed	TopSpeed	laptime	pit	lap	Sect-1	Speed	Sect-2	Speed	Sect-3	Speed	Topspeed	laptime	pit
1	Pit Out	117.8	1:02.390		40.741	112.3	121.2	2:20.563		8	Pit Out	160.5	53.819		36.871	114.8	172.0	4:32.877	
2	32.480	153.0	53.862		36.716	116.6	171.2	2:03.058		9	30.637	174.5	52.443		36.652	116.0	177.0	1:59.732	





Red Bull Ring Classics

BG Sportpromotion, Red Bull Ring

Alfa Revival Cup

9 - 11 June 2023

Laps and Sector Times - Qualifying

Red Bull Ring - 4318 mtr.

3	32.778	146.7	53.632	36.100	117.3	178.2	2:02.510	10	29.776	<u>176.5</u>	52.218	36.889	116.6	178.8	1:58.883
4	30.064	<u>176.5</u>	56.358	35.670	<u>117.9</u>	<u>181.8</u>	2:02.092	11	29.819	175.9	51.615	36.494	116.5	180.9	1:57.928
5	29.741	172.0	51.400	36.001	117.0	180.6	1:57.142	12	29.943	176.2	51.791	36.047	117.0	178.8	1:57.781
6	29.902	175.3	<u>50.835</u>	<u>35.604</u>	<u>117.9</u>	<u>181.8</u>	<u>1:56.341</u>	13	<u>29.642</u>	176.2	51.413	36.544	116.8	179.4	1:57.599 D
7	30.019	175.6	51.335	Pit In		179.7	2:08.628	14	39.136	87.7	1:12.055	Pit In		102.2	2:49.492

86 Sabatini-Caponi									GTAm										
lap	Sect-1	Speed	Sect-2	Speed	Sect-3	Speed	TopSpeed	laptime	pit	lap	Sect-1	Speed	Sect-2	Speed	Sect-3	Speed	Topspeed	laptime	pit
1	Pit Out	109.4	1:01.868		39.936	115.5	128.7	2:22.996		8	28.953	180.0	49.574		36.201	113.8	183.7	1:54.728	
2	30.467	177.6	50.744		36.016	117.2	182.7	1:57.227		9	29.699	177.0	49.374		Pit In		182.4	2:05.418	
3	29.162	180.3	49.697		35.798	116.8	182.1	1:54.657		10	Pit Out	139.9	55.173		38.076	112.7	157.4	4:09.777	
4	<u>28.768</u>	<u>180.9</u>	<u>48.893</u>		35.410	117.7	<u>184.9</u>	1:53.071 D		11	29.910	177.9	51.275		38.053	112.2	179.7	1:59.238	
5	36.154	124.9	1:03.497		Pit In		138.5	2:30.911		12	29.854	177.9	51.283		36.543	114.9	178.8	1:57.680	
6	Pit Out	111.8	59.772		38.274	116.3	135.7	4:19.883		13	29.656	177.9	52.248		Pit In		179.1	2:10.405	
7	29.288	179.4	49.891		<u>35.185</u>	<u>118.2</u>	184.0	<u>1:54.364</u>		14									

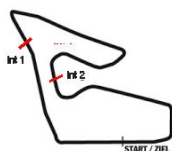
90 Franz Slama									GTAm										
lap	Sect-1	Speed	Sect-2	Speed	Sect-3	Speed	TopSpeed	laptime	pit	lap	Sect-1	Speed	Sect-2	Speed	Sect-3	Speed	Topspeed	laptime	pit
1	Pit Out	160.5	55.975		39.014	113.6	157.4	2:05.821		9	30.600	168.2	52.894		37.980	113.1	176.8	2:01.474	
2	31.024	175.0	53.993		38.162	114.8	157.9	2:03.179		10	31.547	162.9	53.117		37.548	112.3	157.0	2:02.212	
3	31.575	173.6	53.699		37.491	115.1	164.6	2:02.765		11	31.832	167.2	53.568		37.304	113.8	156.7	2:02.704	
4	<u>30.381</u>	<u>177.9</u>	54.532		38.090	114.9	149.0	2:03.003		12	30.401	170.9	<u>52.744</u>		37.530	114.0	167.2	2:00.675	
5	30.914	175.0	53.497		37.394	114.9	166.2	2:01.805		13	31.230	162.4	53.279		37.107	113.6	165.1	2:01.616	
6	31.209	167.7	53.286		37.706	<u>116.5</u>	<u>178.2</u>	2:02.201		14	31.477	165.6	52.825		37.228	116.3	160.0	2:01.530	
7	31.452	169.3	53.406		38.710	110.0	158.4	2:03.568		15	30.468	174.8	53.020		<u>36.887</u>	116.1	159.3	<u>2:00.375</u>	
8	34.562	141.7	58.076		38.657	115.5	144.4	2:11.295		16									

95 Daniele Perfetti									GTAm										
lap	Sect-1	Speed	Sect-2	Speed	Sect-3	Speed	TopSpeed	laptime	pit	lap	Sect-1	Speed	Sect-2	Speed	Sect-3	Speed	Topspeed	laptime	pit
1	Pit Out	109.3	1:05.799		43.801	101.1	128.9	2:25.335		7	31.944	139.2	56.097		Pit In		132.5	2:13.209	
2	32.236	150.4	53.283		36.680	120.4	169.3	2:02.199		8	Pit Out	139.9	54.276		35.982	116.0	165.9	4:39.547	
3	<u>28.736</u>	<u>182.4</u>	49.765		35.305	119.3	184.9	1:53.806		9	35.817	115.6	1:08.769		47.927	116.3	86.9	2:32.513	
4	28.866	182.1	54.797		40.727	120.0	125.7	2:04.390		10	30.258	156.3	53.603		37.010	118.6	157.9	2:00.871	
5	28.964	181.8	49.756		34.478	120.9	184.3	1:53.198		11	30.531	160.7	54.290		36.642	119.1	169.5	2:01.463	
6	28.786	181.8	<u>49.190</u>		<u>34.173</u>	<u>121.7</u>	<u>185.2</u>	<u>1:52.149</u>		12	30.821	174.2	50.341		Pit In		181.5	2:09.855	

96 Giovesi-Barbieri									GTAm										
lap	Sect-1	Speed	Sect-2	Speed	Sect-3	Speed	TopSpeed	laptime	pit	lap	Sect-1	Speed	Sect-2	Speed	Sect-3	Speed	Topspeed	laptime	pit
1	Pit Out	123.4	56.267		37.568	116.8	152.3	2:08.911		7	30.395	173.1	51.970		36.749	115.8	180.3	1:59.114	
2	29.901	178.8	49.652		34.459	<u>120.2</u>	180.9	1:54.012		8	30.710	179.4	52.839		36.279	118.6	<u>182.4</u>	1:59.828	
3	29.378	<u>179.7</u>	<u>49.008</u>		<u>34.281</u>	120.0	<u>182.4</u>	<u>1:52.667</u>		9	30.051	169.5	53.071		36.016	116.6	179.7	1:59.138	
4	33.330	138.6	1:06.636		36.734	118.7	136.7	2:16.700		10	32.406	173.1	51.431		36.609	118.0	179.1	2:00.446	
5	<u>28.886</u>	177.6	52.243		Pit In		180.9	2:05.063		11	32.204	174.8	51.951		Pit In		177.3	2:13.536	
6	Pit Out	164.9	52.589		36.929	116.3	177.9	5:07.392		12									

100 Körber-Laber									GTAm										
lap	Sect-1	Speed	Sect-2	Speed	Sect-3	Speed	TopSpeed	laptime	pit	lap	Sect-1	Speed	Sect-2	Speed	Sect-3	Speed	Topspeed	laptime	pit
1	Pit Out	116.3	1:00.070		37.543	114.5	136.0	2:12.749		8	<u>29.206</u>	176.2	49.993		35.400	118.6	179.7	<u>1:54.599</u>	
2	30.561	175.3	52.545		36.097	116.8	177.6	1:59.203		9	29.586	177.3	<u>49.718</u>		35.388	118.0	181.5	1:54.692	
3	29.752	177.9	50.348		<u>35.184</u>	118.2	<u>182.1</u>	1:55.284		10	29.746	175.0	50.630		35.941	116.0	179.4	1:56.317	
4	29.747	177.0	51.563		35.315	<u>119.1</u>	170.1	1:56.625		11	30.395	166.4	52.086		39.507	112.2	170.6	2:01.988	
5	29.739	<u>179.1</u>	49.880		35.550	117.7	180.9	1:55.169		12	33.915	172.0	50.893		36.377	116.8	178.5	2:01.185	
6	29.865	177.3	49.907		35.369	117.2	177.0	1:55.141		13	29.546	171.2	50.687		Pit In		181.2	2:11.332	
7	29.485	177.3	50.722		35.311	118.0	178.5	1:55.518		14									

108 Barbolini-Brandoli									GT Veloce 2000										
lap	Sect-1	Speed	Sect-2	Speed	Sect-3	Speed	TopSpeed	laptime	pit	lap	Sect-1	Speed	Sect-2	Speed	Sect-3	Speed	Topspeed	laptime	pit
1	Pit Out	108.5	1:09.417		48.160	91.5	134.3	2:38.074		8	35.411	142.3	59.548		42.916	98.8	150.2	2:17.875	
2	38.043	133.7	1:05.481		46.447	91.2	142.1	2:29.971		9	35.138	146.5	59.907		42.887	98.6	150.0	2:17.932	
3	36.795	135.8	1:03.809		45.683	95.1	142.9	2:26.287		10	34.752	146.3	59.766		Pit In		152.3	2:21.929	
4	36.065	141.4	1:01.920		44.217	97.1	145.0	2:22.202		11	Pit Out	127.4	1:00.487		42.518	101.5	157.9	3:19.498	
5	35.157	146.3	1:00.902		43.583	99.2	146.1	2:19.642		12	35.053	<u>152.8</u>	<u>59.383</u>		41.755	100.8	<u>162.7</u>	2:16.191	
6	35.899	142.9	1:00.567		43.241	97.3	145.7	2:19.707		13	<u>34.423</u>	136.5	59.602		<u>41.128</u>	<u>102.6</u>	161.0	<u>2:15.153</u>	
7	35.546	141.2	1:00.920		43.968	95.9	150.6	2:20.434		14									



Red Bull Ring Classics BG Sportpromotion, Red Bull Ring

Alfa Revival Cup

9 - 11 June 2023

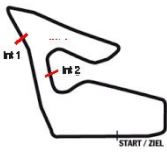
Laps and Sector Times - Qualifying

Red Bull Ring - 4318 mtr.

152 Stefan Schreiber										Alfetta GT									
lap	Sect-1	Speed	Sect-2	Speed	Sect-3	Speed	TopSpeed	laptime	pit	lap	Sect-1	Speed	Sect-2	Speed	Sect-3	Speed	Topspeed	laptime	pit
1	Pit Out	90.5	1:12.798		45.432	104.3	110.2	2:39.422		8	31.720	156.7	56.907		37.078	114.1	113.4	2:05.705	
2	33.652	160.7	57.690		39.127	110.5	147.3	2:10.469		9	30.851	173.9	52.434		38.079	111.2	178.5	2:01.364	
3	32.297	169.0	55.273		37.937	111.1	172.8	2:05.507		10	<u>30.577</u>	174.2	52.345		37.270	113.8	<u>179.1</u>	2:00.192	
4	31.298	171.4	53.920		37.394	112.7	174.8	2:02.612		11	30.604	<u>175.0</u>	54.852		40.055	113.6	166.4	2:05.511	
5	31.258	171.4	59.718		41.625	112.3	146.9	2:12.601		12	30.962	173.6	1:06.328		50.256	111.1	130.0	2:27.546	
6	31.137	171.7	53.037		36.936	113.8	176.8	2:01.110		13	31.035	172.8	52.348		<u>36.778</u>	<u>114.5</u>	177.9	2:00.161	
7	30.768	172.5	53.295		37.346	112.2	177.6	2:01.409		14	30.718	173.1	<u>51.997</u>		36.845	<u>114.5</u>	177.9	<u>1:59.560</u>	

158 Florian Schmidhuber										GTAm									
lap	Sect-1	Speed	Sect-2	Speed	Sect-3	Speed	TopSpeed	laptime	pit	lap	Sect-1	Speed	Sect-2	Speed	Sect-3	Speed	Topspeed	laptime	pit
1	Pit Out	103.6	1:06.322		42.549	114.6	133.8	2:31.028		8	30.052	180.9	52.142		36.600	118.0	181.2	1:58.794	
2	31.859	163.9	55.779		37.999	116.8	162.2	2:05.637		9	29.963	179.7	53.455		Pit In		183.1	2:11.130	
3	30.416	172.8	53.745		37.076	117.5	176.5	2:01.237		10	Pit Out	173.1	53.808		36.520	118.7	168.0	3:31.702	
4	30.209	181.2	52.782		37.006	117.2	180.3	1:59.997		11	29.728	181.8	52.115		36.570	116.5	182.7	1:58.413	
5	30.100	181.2	52.290		36.725	118.7	181.5	1:59.115		12	29.717	180.9	52.386		36.474	<u>119.6</u>	176.8	1:58.577	
6	29.651	181.5	53.030		36.674	118.9	179.1	1:59.355		13	<u>29.524</u>	180.3	52.001		36.335	119.1	182.1	1:57.860	
7	30.075	181.8	52.215		38.985	117.5	180.9	2:01.275		14	29.757	<u>182.1</u>	<u>51.775</u>		<u>36.229</u>	<u>119.6</u>	<u>183.4</u>	<u>1:57.761</u>	

188 Zamuner - Bortolami										Giulia Sprint GTA									
lap	Sect-1	Speed	Sect-2	Speed	Sect-3	Speed	TopSpeed	laptime	pit	lap	Sect-1	Speed	Sect-2	Speed	Sect-3	Speed	Topspeed	laptime	pit
1	Pit Out	120.5	1:01.822		43.577	106.3	144.8	2:25.218		8	31.684	163.1	55.183		Pit In		169.3	2:16.272	
2	32.549	161.2	56.745		38.738	109.2	157.9	2:08.032		9	Pit Out	138.6	55.149		38.278	112.3	151.9	4:03.159	
3	31.604	158.6	53.975		39.420	108.9	170.3	2:04.999		10	30.406	168.5	52.044		<u>36.333</u>	113.0	<u>173.9</u>	1:58.783	
4	31.753	159.3	55.043		38.195	107.3	167.4	2:04.991		11	30.667	168.8	51.100		36.489	113.5	173.4	1:58.256	
5	31.644	163.1	53.710		39.310	107.6	170.6	2:04.664 D		12	<u>30.350</u>	<u>170.1</u>	<u>50.949</u>		36.405	<u>114.0</u>	173.1	<u>1:57.704</u>	
6	31.677	160.0	54.563		38.518	109.4	166.2	2:04.758 D		13	36.187	108.5	1:06.896		45.340	91.1	116.4	2:28.423	
7	31.531	164.9	53.378		38.161	108.2	170.9	2:03.070		14	38.850	117.4	1:02.204		41.852	93.2	128.4	2:22.906	



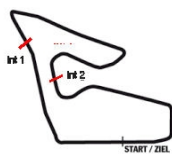
Red Bull Ring Classics

BG Sportpromotion, Red Bull Ring

Alfa Revival Cup
Laptimes - Qualifying

9 - 11 June 2023
Red Bull Ring - 4318 mtr.

Nbr	Name	Laps	lap	Lap ..1	Lap ..2	Lap ..3	Lap ..4	Lap ..5	Lap ..6	Lap ..7	Lap ..8	Lap ..9	Lap ..0
95	Daniele Perfetti	12	1 - 10	2:25.335	2:02.199	1:53.806	2:04.390	1:53.198	1:52.149	2:13.209	4:39.547	2:32.513	2:00.871
			11 - 20	2:01.463	2:09.855								
96	Giovesi-Barbieri	11	1 - 10	2:08.911	1:54.012	1:52.667	2:16.700	2:05.063	5:07.392	1:59.114	1:59.828	1:59.138	2:00.446
			11 - 20	2:13.536									
50	Petrone-Barri	14	1 - 10	2:11.686	2:00.304	1:53.004	1:59.297	1:55.042	2:01.288	4:17.887	1:56.855	1:56.688	1:56.358
			11 - 20	1:55.947	1:56.480	1:56.266	2:16.473						
67	Peter Praller	6	1 - 10	5:35.440	1:56.588	1:54.469	1:54.804	1:53.248	2:14.163				
86	Sabatini-Caponi	13	1 - 10	2:22.996	1:57.227	1:54.657	4:59.074	2:30.911	4:19.883	1:54.364	1:54.728	2:05.418	4:09.777
			11 - 20	1:59.238	1:57.680	2:10.405							
100	Körber-Laber	13	1 - 10	2:12.749	1:59.203	1:55.284	1:56.625	1:55.169	1:55.141	1:55.518	1:54.599	1:54.692	1:56.317
			11 - 20	2:01.988	2:01.185	2:11.332							
34	Matteo Kamata	13	1 - 10	2:24.311	2:03.571	1:58.295	2:23.891	2:54.938	1:57.712	1:55.737	1:56.495	1:57.236	1:58.216
			11 - 20	2:01.054	1:59.636	2:08.602							
85	Bachofen-Restelli	14	1 - 10	2:20.563	2:03.058	2:02.510	2:02.092	1:57.142	1:56.341	2:08.628	4:32.877	1:59.732	1:58.883
			11 - 20	1:57.928	1:57.781	4:57.599	2:49.492						
188	Zamuner-Bortolami	14	1 - 10	2:25.218	2:08.032	2:04.999	2:04.991	2:04.664	2:04.758	2:03.070	2:16.272	4:03.159	1:58.783
			11 - 20	1:58.256	1:57.704	2:28.423	2:22.906						
158	Florian Schmidhuber	14	1 - 10	2:31.028	2:05.637	2:01.237	1:59.997	1:59.115	1:59.355	2:01.275	1:58.794	2:11.130	3:31.702
			11 - 20	1:58.413	1:58.577	1:57.860	1:57.761						
43	Liberatore-Zadotti	13	1 - 10	2:26.242	2:08.640	1:57.829	2:03.090	4:55.603	2:14.306	4:34.126	2:04.320	2:04.008	2:01.711
			11 - 20	1:59.468	1:59.375	2:14.218							
40	Michael Erlich	12	1 - 10	2:22.090	2:03.910	2:00.955	2:00.897	1:59.789	2:08.742	3:10.627	1:59.715	1:59.104	1:59.076
			11 - 20	1:58.818	2:31.816								
152	Stefan Schreiber	14	1 - 10	2:39.422	2:10.469	2:05.507	2:02.612	2:12.601	2:01.110	2:01.409	2:05.705	2:01.364	2:00.192
			11 - 20	2:05.511	2:27.546	2:00.161	1:59.560						
90	Franz Slama	15	1 - 10	2:05.821	2:03.179	2:02.765	2:03.003	2:01.805	2:02.201	2:03.568	2:11.295	2:01.474	2:02.212
			11 - 20	2:02.704	2:00.675	2:01.616	2:01.530	2:00.375					
70	Ute Schreiber	13	1 - 10	2:57.075	2:39.234	2:21.305	2:11.758	2:13.316	2:13.744	2:12.020	2:07.845	2:09.089	2:11.278
			11 - 20	2:08.656	2:08.439	2:09.088							
108	Barbolini-Brandoli	13	1 - 10	2:38.074	2:29.971	2:26.287	2:22.202	2:19.642	2:19.707	2:20.434	2:17.875	2:17.932	2:21.929
			11 - 20	3:19.498	2:16.191	2:15.153							
16	Ramacciotti-Ravi	7	1 - 10	2:34.416	2:21.423	2:19.539	2:34.905	5:22.464	2:26.360	2:34.763			

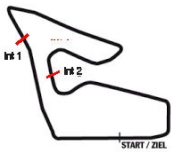


Red Bull Ring Classics BG Sportpromotion, Red Bull Ring

Alfa Revival Cup Sector analyse - Qualifying

9 - 11 June 2023
Red Bull Ring - 4318 mtr.

Pos	Nbr	Name / Team name	Sector 1			Sector 2			Sector 3			theoretical best	Actual best	In
			time	Lap	pos	time	Lap	pos	time	Lap	pos			
1	95	Daniele Perfetti	28.736	3	1	49.190	6	4	34.173	6	1	1:52.099	1:52.149	6
2	96	Giovesi-Barbieri	28.886	5	3	49.008	3	2	34.281	3	2	1:52.175	1:52.667	3
3	50	Petrone-Barri	28.905	3	4	49.040	3	3	35.059	3	4	1:53.004	1:53.004	3
4	67	Peter Praller	29.077	5	5	49.220	5	5	34.951	5	3	1:53.248	1:53.248	5
5	86	Sabatini-Caponi	28.768	4	2	48.893	4	1	35.185	7	6	1:52.846	1:54.364	7
6	100	Körber-Laber	29.206	8	6	49.718	9	6	35.184	3	5	1:54.108	1:54.599	8
7	34	Matteo Kamata	29.426	3	8	50.098	7	7	35.411	8	8	1:54.935	1:55.737	7
8	85	Bachofen-Res telli	29.642	13	10	50.835	6	8	35.604	6	9	1:56.081	1:56.341	6
9	188	Zamuner-Bortolami	30.350	12	12	50.949	12	9	36.333	10	11	1:57.632	1:57.704	12
10	158	Florian Schmidhuber	29.524	13	9	51.775	14	12	36.229	14	10	1:57.528	1:57.761	14
11	43	Liberatore-Zadotti	29.285	5	7	50.993	5	10	35.325	5	7	1:55.603	1:57.829	3
12	40	Michael Erlich	30.075	11	11	51.766	9	11	36.630	10	12	1:58.471	1:58.818	11
13	152	Stefan Schreiber	30.577	10	14	51.997	14	13	36.778	13	13	1:59.352	1:59.560	14
14	90	Franz Slama	30.381	4	13	52.744	12	14	36.887	15	14	2:00.012	2:00.375	15
15	70	Ute Schreiber	32.033	7	15	55.883	12	15	39.297	11	15	2:07.213	2:07.845	8
16	108	Barbolini-Brandoli	34.423	13	16	59.383	12	16	41.128	13	16	2:14.934	2:15.153	13
17	16	Ramacciotti-Ravi	35.771	3	17	1:00.076	3	17	43.491	6	17	2:19.338	2:19.539	3



Red Bull Ring Classics

BG Sportpromotion, Red Bull Ring

Alfa Revival Cup

Result of Free Practice

9 - 11 June 2023
Red Bull Ring - 4318 mtr.

Pos	Nbr	Cls	Pl C	Name Entrant	Car	Laps	Fastest	In	Gap	Km/h
1	95	G2 TC	1	Daniele Perfetti OKP Alfa Delta Racing Team	GTAm	13	1:53.819	11		136.57
2	67	G1 GR5	1	Peter Praller Formula GT	Giulia Sprint GTA	4	1:54.483	4	0.664	135.78
3	34	G2 TC	2	Matteo Kamata OKP Alfa Delta Racing Team	GTAm	13	1:55.181	10	1.362	134.96
4	50	G2 TC	3	Petrone-Barri Scuderia del Portello	GTAm	12	1:56.357	3	2.538	133.60
5	96	G2 TC	4	Giovesi-Barbieri AMG RS	GTAm	11	1:56.394	3	2.575	133.55
6	100	G2 TC	5	Körber-Laber OKP Alfa Delta Racing Team	GTAm	12	1:56.553	12	2.734	133.37
7	86	G2 TC	6	Sabatini-Caponi Jolly car Squadra Corse	GTAm	10	1:56.570	10	2.751	133.35
8	85	G2 TC	7	Bachofen-Restelli OKP Alfa Delta Racing Team	GTAm	11	1:57.149	9	3.330	132.69
9	43	ITC	1	Liberatore-Zadotti Scuderia del Grifon	Alfetta GT6 2500	11	1:58.027	6	4.208	131.71
10	158	G2 TC	8	Florian Schmidhuber Formula GT	GTAm	12	1:58.481	10	4.662	131.20
11	90	G2 TC	9	Franz Slama Slama Franz	GTAm	11	2:00.284	5	6.465	129.23
12	188	G2 GTS	1	Zamuner-Bortolami OKP Alfa Delta Racing Team	Giulia Sprint GTA	11	2:00.341	10	6.522	129.17
13	40	F TC	1	Michael Erlich Swiss Historic Racing Team /OKP Alfa Delta Rac	Giulia Sprint GTA	11	2:00.736	11	6.917	128.75
14	152	H1 TC	1	Stefan Schreiber Formula GT	Alfetta GT	12	2:01.209	11	7.390	128.25
15	70	G2 TC	10	Ute Schreiber Formula GT	GTAm	11	2:10.240	11	16.421	119.36
16	108	H1 T	1	Barbolini-Brandoli Circolo della Biella	GT Veloce 2000	5	2:15.779	5	21.960	114.49
17	16	F TC	2	Ramacciotti-Ravi Scuderia del Grifon	Giulia TI Super	9	2:17.781	3	23.962	112.82


Fastest time : 1:53.819 in lap 11 by nbr. 95 : Daniele Perfetti(Daniele Perfetti) (GTAm)

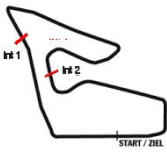
Publication-time

Results:

Timekeeping by :

Time Printed : 10-06-2023 - 17:43

Clerk of the Course		Timekeeper	
Kevin Kaltenegger		Bernd Jung	
Page 1 of 1	Results remain provisional pending technical examination and decisions from the stewards of the meeting		 AUSTRIA MOTORSPORT



Red Bull Ring Classics

BG Sportpromotion, Red Bull Ring

Alfa Revival Cup
Laptimes - Free Practice

9 - 11 June 2023
Red Bull Ring - 4318 mtr.

Nbr	Name	Laps	lap	Lap ..1	Lap ..2	Lap ..3	Lap ..4	Lap ..5	Lap ..6	Lap ..7	Lap ..8	Lap ..9	Lap ..0
95	Daniele Perfetti	13	1 - 10	2:42.295	2:15.987	1:59.354	1:55.501	1:56.025	1:55.760	1:55.244	1:55.028	1:54.313	4:55.574
			11 - 20	1:53.819	1:54.618	1:53.911							
67	Peter Praller	4	1 - 10	1:59.603	1:57.070	1:56.176	1:54.483						
34	Matteo Kamata	13	1 - 10	2:41.347	2:16.254	2:07.323	1:59.768	1:58.618	1:56.702	1:57.139	1:56.890	1:56.104	1:55.181
			11 - 20	1:55.845	1:55.515	2:27.209							
50	Petrone-Barri	12	1 - 10	2:13.944	2:01.620	1:56.357	2:06.031	4:02.696	2:03.039	2:01.340	2:02.036	1:58.674	1:59.841
			11 - 20	1:59.450	1:58.774								
96	Barbieri-Giovesi	11	1 - 10	2:18.296	1:59.281	1:56.394	4:55.388	4:55.042	2:09.883	5:35.912	2:03.796	2:01.273	2:05.236
			11 - 20	2:04.235									
100	Körber-Laber	12	1 - 10	2:12.550	1:57.412	1:57.274	2:02.690	4:09.400	2:00.152	1:58.090	1:57.666	1:56.756	1:57.421
			11 - 20	4:56.488	1:56.553								
86	Caponi-Sabatini	10	1 - 10	2:36.206	2:15.147	2:09.403	2:11.921	3:52.502	2:05.207	2:20.817	4:00.833	1:59.687	1:56.570
85	Bachofen-Restelli	11	1 - 10	2:13.431	2:01.348	1:58.065	1:59.227	2:13.706	5:41.186	1:57.465	1:58.018	1:57.149	1:57.547
			11 - 20	1:57.151									
43	Liberatore-Zadotti	11	1 - 10	2:34.557	1:59.260	2:09.354	1:59.522	2:00.018	1:58.027	2:16.942	4:02.838	2:10.737	2:06.866
			11 - 20	2:03.280									
158	Florian Schmidhuber	12	1 - 10	2:31.018	2:10.710	2:03.623	2:00.717	2:00.262	1:58.527	2:13.077	3:05.448	1:59.950	1:58.481
			11 - 20	1:59.179	1:59.529								
90	Franz Slama	11	1 - 10	2:32.882	2:02.400	2:03.474	2:04.086	2:00.284	2:01.239	2:01.678	2:04.886	2:03.508	2:01.127
			11 - 20	2:39.629									
188	Zamuner-Bortolami	11	1 - 10	2:35.548	2:10.411	2:04.952	2:05.641	2:08.911	2:02.505	2:16.009	4:03.629	2:02.046	2:00.341
			11 - 20	2:22.309									
40	Michael Erlich	11	1 - 10	2:29.648	2:05.980	2:07.735	2:04.980	2:02.722	2:02.394	2:18.140	3:46.214	2:03.598	2:01.917
			11 - 20	2:00.736									
152	Stefan Schreiber	12	1 - 10	2:31.787	2:13.157	2:05.907	2:02.798	2:03.480	2:08.770	2:01.844	2:01.947	2:17.105	2:55.128
			11 - 20	2:01.209	2:39.007								
70	Ute Schreiber	11	1 - 10	2:30.566	2:17.490	2:14.967	2:12.249	2:13.133	2:11.657	2:10.436	2:15.325	2:11.781	2:11.958
			11 - 20	2:10.240									
108	Barbolini-Brandoli	5	1 - 10	2:46.345	2:23.192	2:18.855	2:16.887	2:15.779					
16	Ramacciotti-Ravi	9	1 - 10	2:41.490	2:23.465	2:17.781	2:35.033	4:52.674	2:32.737	2:26.046	2:23.563	2:22.312	



Red Bull Ring Classics

BG Sportpromotion, Red Bull Ring

Alfa Revival Cup

9 - 11 June 2023

Laps and Sector Times - Free Practice

Red Bull Ring - 4318 mtr.

16 Ramacciotti-Ravi										Giulia TI Super									
lap	Sect-1	Speed	Sect-2	Speed	Sect-3	Speed	TopSpeed	laptime	pit	lap	Sect-1	Speed	Sect-2	Speed	Sect-3	Speed	Topspeed	laptime	pit
1	Pit Out	108.7	1:12.804		47.762	96.4	120.3	2:41.490		6	38.697	126.5	1:07.892		46.148	95.9	131.7	2:32.737	
2	36.403	147.9	1:02.131		44.931	98.9	154.5	2:23.465		7	38.335	126.9	1:03.039		44.672	96.1	148.1	2:26.046	
3	<u>35.246</u>	150.4	<u>59.563</u>		<u>42.972</u>	<u>100.4</u>	<u>156.3</u>	<u>2:17.781</u>		8	37.593	122.9	1:02.266		43.704	97.9	152.5	2:23.563	
4	35.529	<u>150.8</u>	1:00.860		Pit In		155.6	2:35.033		9	36.431	141.4	1:01.997		43.884	96.7	151.3	2:22.312	
5	Pit Out	112.5	1:08.289		47.286	93.8	135.8	4:52.674		10									

34 Matteo Kamata										GTAm									
lap	Sect-1	Speed	Sect-2	Speed	Sect-3	Speed	TopSpeed	laptime	pit	lap	Sect-1	Speed	Sect-2	Speed	Sect-3	Speed	Topspeed	laptime	pit
1	Pit Out	97.6	1:14.191		45.631	90.9	86.3	2:41.347		8	30.563	174.2	50.415		35.912	<u>116.5</u>	177.3	1:56.890	
2	35.938	149.6	58.395		41.921	100.8	155.4	2:16.254		9	29.598	175.6	50.677		35.829	115.1	175.0	1:56.104	
3	35.020	150.4	53.834		38.469	113.8	170.6	2:07.323		10	29.546	177.3	49.954		<u>35.681</u>	114.9	177.9	<u>1:55.181</u>	
4	30.886	165.9	51.384		37.498	114.0	176.5	1:59.768		11	29.478	176.2	50.471		35.896	115.3	179.1	1:55.845	
5	30.136	178.2	51.394		37.088	114.1	163.4	1:58.618		12	29.316	<u>180.3</u>	<u>49.871</u>		36.328	112.7	<u>180.0</u>	1:55.515	
6	29.580	177.9	50.854		36.268	114.5	175.0	1:56.702		13	32.774	152.1	58.564		Pit In		140.6	2:27.209	
7	<u>29.242</u>	177.9	50.802		37.095	113.3	177.0	1:57.139		14									

40 Michael Erlich										Giulia Sprint GTA									
lap	Sect-1	Speed	Sect-2	Speed	Sect-3	Speed	TopSpeed	laptime	pit	lap	Sect-1	Speed	Sect-2	Speed	Sect-3	Speed	Topspeed	laptime	pit
1	Pit Out	113.9	1:09.341		41.853	107.3	86.2	2:29.648		7	30.967	171.7	54.096		Pit In		172.2	2:18.140	
2	32.195	168.0	55.342		38.443	<u>111.9</u>	169.8	2:05.980		8	Pit Out	157.0	55.469		38.916	110.9	169.8	3:46.214	
3	34.884	166.4	54.402		38.449	110.5	169.5	2:07.735		9	32.401	170.1	53.450		37.747	111.2	173.9	2:03.598	
4	31.517	169.0	54.654		38.809	110.8	155.6	2:04.980		10	30.741	171.7	53.251		37.925	111.4	173.9	2:01.917	
5	30.991	172.0	53.406		38.325	111.1	173.6	2:02.722		11	<u>30.563</u>	<u>173.1</u>	<u>52.628</u>		<u>37.545</u>	111.5	173.9	<u>2:00.736</u>	
6	30.854	171.7	53.396		38.144	110.9	<u>174.2</u>	2:02.394		12									

43 Liberatore-Zadotti										Alfetta GT6 2500									
lap	Sect-1	Speed	Sect-2	Speed	Sect-3	Speed	TopSpeed	laptime	pit	lap	Sect-1	Speed	Sect-2	Speed	Sect-3	Speed	Topspeed	laptime	pit
1	Pit Out	102.6	1:11.633		44.558	115.6	92.2	2:34.557		7	32.732	159.3	53.140		Pit In		169.0	2:16.942	
2	29.825	170.6	53.135		36.300	<u>118.9</u>	169.8	1:59.260		8	Pit Out	119.3	1:02.874		43.720	110.9	150.4	4:02.838	
3	38.986	161.2	53.787		36.578	118.0	164.4	2:09.351 D		9	32.766	158.6	56.796		41.175	113.3	154.7	2:10.737	
4	<u>29.619</u>	161.4	53.401		36.502	116.8	164.4	1:59.522		10	31.985	156.3	55.690		39.191	114.1	165.1	2:06.866	
5	29.957	164.6	53.855		36.206	118.2	164.6	2:00.018		11	30.879	164.9	53.831		38.570	114.3	172.8	2:03.280	
6	29.822	<u>177.9</u>	<u>52.235</u>		<u>35.970</u>	118.7	<u>173.6</u>	<u>1:58.027</u>		12									

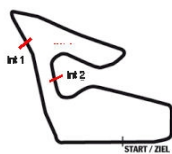
50 Petrone-Barri										Giulia Sprint GT Veloce									
lap	Sect-1	Speed	Sect-2	Speed	Sect-3	Speed	TopSpeed	laptime	pit	lap	Sect-1	Speed	Sect-2	Speed	Sect-3	Speed	Topspeed	laptime	pit
1	Pit Out	134.5	59.366		39.523	114.3	103.5	2:13.944		7	30.208	174.5	52.885		38.247	115.3	176.2	2:01.340	
2	29.935	173.1	51.714		39.971	117.2	174.2	2:01.620		8	29.903	175.0	54.266		37.867	115.5	175.0	2:02.036	
3	29.576	177.6	51.122		<u>35.659</u>	<u>117.5</u>	176.5	<u>1:56.357</u>		9	29.732	176.2	51.520		37.422	115.5	176.2	1:58.674	
4	<u>29.198</u>	178.2	<u>50.648</u>		Pit In		177.9	2:06.031		10	30.197	175.9	52.104		37.540	116.0	<u>178.2</u>	1:59.841	
5	Pit Out	166.7	55.116		39.428	112.0	161.9	4:02.696		11	29.935	<u>179.4</u>	52.387		37.128	115.6	175.3	1:59.450	
6	30.416	174.2	53.138		39.485	114.6	173.6	2:03.039		12	29.563	178.5	51.890		37.321	115.8	177.0	1:58.774	

67 Peter Praller										Giulia Sprint GTA									
lap	Sect-1	Speed	Sect-2	Speed	Sect-3	Speed	TopSpeed	laptime	pit	lap	Sect-1	Speed	Sect-2	Speed	Sect-3	Speed	Topspeed	laptime	pit
1								1:59.603		3								1:56.176	
2								1:57.070		4								1:54.483	

70 Ute Schreiber										GTAm									
lap	Sect-1	Speed	Sect-2	Speed	Sect-3	Speed	TopSpeed	laptime	pit	lap	Sect-1	Speed	Sect-2	Speed	Sect-3	Speed	Topspeed	laptime	pit
1	Pit Out	120.5	1:09.540		43.747	110.8	113.7	2:30.566		7	32.609	162.7	<u>57.089</u>		40.738	110.2	161.0	2:10.436	
2	33.404	151.3	1:01.882		42.204	110.8	154.5	2:17.490		8	33.131	<u>163.1</u>	59.940		42.254	109.1	166.7	2:15.325	
3	32.959	157.4	1:00.416		41.592	110.2	162.7	2:14.967		9	33.283	160.7	57.766		40.732	111.4	158.4	2:11.781	
4	32.649	161.7	59.470		<u>40.130</u>	110.6	156.5	2:12.249		10	32.889	159.5	58.258		40.811	<u>112.3</u>	165.1	2:11.958	
5	33.727	157.9	58.981		40.425	110.9	158.6	2:13.133		11	<u>32.454</u>	161.4	57.642		40.144	111.4	<u>167.7</u>	<u>2:10.240</u>	
6	32.970	157.2	58.323		40.364	111.7	147.9	2:11.657		12									

85 Bachofen-Restelli										GTAm									
lap	Sect-1	Speed	Sect-2	Speed	Sect-3	Speed	TopSpeed	laptime	pit	lap	Sect-1	Speed	Sect-2	Speed	Sect-3	Speed	Topspeed	laptime	pit
1	Pit Out	124.4	58.901		39.628	114.9	115.1	2:13.431		7	<u>29.744</u>	174.8	51.591		36.130	116.6	177.6	1:57.465	
2	30.978	161.2	52.899		37.471	117.5	173.9	2:01.348		8	30.071	173.9	51.809		36.138	115.8	<u>177.9</u>	1:58.018	
3	29.873	<u>176.5</u>	51.727		36.465	115.8	176.5	1:58.065		9	29.952	175.3	<u>51.339</u>		35.858	117.5	177.3	<u>1:57.149</u>	
4	30.303	175.0	52.120		36.804	115.3	174.5	1:59.227		10	30.094	175.9	51.724		35.729	<u>118.2</u>	177.0	1:57.547	
5	30.405	173.4	53.113		Pit In		172.8	2:13.706		11	29.987	175.0	51.447		<u>35.717</u>	117.3	175.3	1:57.151	





Red Bull Ring Classics BG Sportpromotion, Red Bull Ring

Alfa Revival Cup

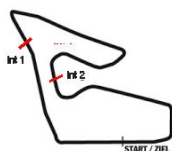
9 - 11 June 2023

Laps and Sector Times - Free Practice

Red Bull Ring - 4318 mtr.

3	31.255	158.4	54.808	37.560	117.9	154.9	2:03.623	9	30.304	179.1	52.666	36.980	<u>119.1</u>	177.9	1:59.950
4	30.253	169.3	53.484	36.980	118.4	169.0	2:00.717	10	<u>29.555</u>	182.7	52.347	36.579	117.3	<u>180.6</u>	<u>1:58.481</u>
5	30.141	182.7	<u>52.294</u>	37.827	118.0	179.4	2:00.262	11	29.847	182.7	52.885	<u>36.447</u>	118.6	178.8	1:59.179
6	29.680	<u>184.0</u>	52.380	36.467	118.6	178.8	1:58.527	12	29.861	182.4	52.799	36.869	106.0	179.7	1:59.529

188 Zamuner-Bortolami										Giulia Sprint GTA									
lap	Sect-1	Speed	Sect-2	Speed	Sect-3	Speed	TopSpeed	laptime	pit	lap	Sect-1	Speed	Sect-2	Speed	Sect-3	Speed	TopSpeed	laptime	pit
1	Pit Out	110.8	1:12.071		42.798	107.3	88.2	2:35.548		7	31.508	166.4	54.404		Pit In		167.7	2:16.009	
2	35.162	150.4	55.590		39.659	109.4	164.1	2:10.411		8	Pit Out	124.9	57.395		39.905	110.6	147.7	4:03.629	
3	32.035	163.4	54.257		38.660	109.1	165.1	2:04.952		9	<u>30.988</u>	161.7	52.986		38.072	<u>113.0</u>	168.2	2:02.046	
4	31.554	166.7	55.317		38.770	109.2	168.0	2:05.641		10	31.001	159.1	<u>52.201</u>		<u>37.139</u>	<u>113.0</u>	167.7	<u>2:00.341</u>	
5	31.398	167.2	58.511		39.002	109.5	<u>168.8</u>	2:08.911		11	32.835	135.8	55.840		Pit In		154.3	2:22.309	
6	31.347	<u>167.4</u>	53.315		37.843	110.0	167.7	2:02.505		12									



Red Bull Ring Classics BG Sportpromotion, Red Bull Ring

Alfa Revival Cup Sector analyse - Free Practice

9 - 11 June 2023
Red Bull Ring - 4318 mtr.

Pos	Nbr	Name / Team name	Sector 1			Sector 2			Sector 3			theoretical best	Actual best	In
			time	Lap	pos	time	Lap	pos	time	Lap	pos			
1	95	Daniele Perfetti	28.469	12	1	49.991	11	2	34.736	13	1	1:53.196	1:53.819	11
2	67	Peter Praller											1:54.483	4
3	34	Matteo Kamata	29.242	7	4	49.871	12	1	35.681	10	4	1:54.794	1:55.181	10
4	50	Petrone-Barri	29.198	4	3	50.648	4	5	35.659	3	3	1:55.505	1:56.357	3
5	96	Barbieri-Giovesi	29.548	5	6	50.413	5	4	35.081	5	2	1:55.042	1:56.394	3
6	100	Körber-Laber	29.174	12	2	50.183	4	3	35.875	11	6	1:55.232	1:56.553	12
7	86	Caponi-Sabatini	29.347	10	5	50.998	10	6	36.225	10	8	1:56.570	1:56.570	10
8	85	Bachofen-Restelli	29.744	7	9	51.339	9	7	35.717	11	5	1:56.800	1:57.149	9
9	43	Liberatore-Zadotti	29.619	4	8	52.235	6	9	35.970	6	7	1:57.824	1:58.027	6
10	158	Florian Schmidhuber	29.555	10	7	52.294	5	10	36.447	11	9	1:58.296	1:58.481	10
11	90	Franz Slama	30.196	5	10	52.839	7	12	37.016	5	10	2:00.051	2:00.284	5
12	188	Zamuner-Bortolami	30.988	9	13	52.201	10	8	37.139	10	12	2:00.328	2:00.341	10
13	40	Michael Erlich	30.563	11	11	52.628	11	11	37.545	11	13	2:00.736	2:00.736	11
14	152	Stefan Schreiber	30.796	6	12	53.126	9	13	37.126	11	11	2:01.048	2:01.209	11
15	70	Ute Schreiber	32.454	11	14	57.089	7	14	40.130	4	14	2:09.673	2:10.240	11
16	108	Barbolini-Brandoli	34.313	6	15	59.164	5	15	41.567	5	15	2:15.044	2:15.779	5
17	16	Ramacciotti-Ravi	35.246	3	16	59.563	3	16	42.972	3	16	2:17.781	2:17.781	3